

Meeting of the United Nations Chief Statisticians

Rome, 10 September 2014
 FAO Headquarters, Room C-277
 14:00 – 17:30

Additional results of the CCSA Survey on the Implementation of the Principles Governing International Statistical Activities focussing on UN Organisations

The following provides UN-focussed results from the CCSA Survey on the Implementation of the Principles Governing International Statistical and is complementary to the related paper presented at 24th Session of the CCSA.

Table 1a: Distribution of responses by modality (All Organisations)

	distrib of responses by modality	n. valid responses [1-5]	Not applicable	n. total responses [1-5; NA]	% FULL and HIGH over valid responses	% LOW and NOT IMPL over valid responses	% Not applicable over total responses	% with barriers over total responses	% with add. good practices over total responses
P. 1 - ACCESSIBILITY		33.5	2.8	36.3	79%	7%	8%	44%	33%
P. 2 - IMPARTIALITY & USE OF PROFESSIONAL STANDARDS		33.5	3.5	37.0	77%	11%	9%	38%	16%
P. 3 - TRANSPARENCY		34.0	3.0	37.0	79%	6%	8%	32%	24%
P. 4 - DOCUMENTATION & ACCOUNTABILITY		33.6	3.1	36.7	74%	9%	9%	38%	14%
P. 5 - SOURCES & METHODS FOR DATA COLLECTION		29.9	7.0	36.9	71%	13%	19%	38%	24%
P. 6 - CONFIDENTIALITY		12.5	24.5	37.0	84%	12%	66%	11%	16%
P. 7 - PREVENTION OF MISUSE		34.0	3.0	37.0	71%	16%	8%	22%	22%
P. 8 - UTILITY & FEASIBILITY OF STANDARDS		31.0	6.0	37.0	85%	6%	16%	32%	19%
P. 9 - INTERNATIONAL COORDINATION		34.6	2.2	36.8	84%	3%	6%	33%	14%
P. 10 - BI-LATERAL & MULTILATERAL COOPERATION		34.6	2.4	37.0	80%	9%	6%	24%	22%
IMPLEMENTATION INSTRUMENTS		30.6	6.4	37.0	27%	54%	17%		

Table 1b: Distribution of responses by modality (UN Organisations)

UN Organisations	distrib of responses by modality	n. valid responses [1-5]	Not applicable	n. total responses [1-5; NA]	% FULL and HIGH over valid responses	% LOW and NOT IMPL over valid responses	% Not applicable over total responses	% with barriers over total responses	% with add. good practices over total responses
P. 1 - ACCESSIBILITY		22.8	0.5	23.3	76%	9%	2%	52%	30%
P. 2 - IMPARTIALITY & USE OF PROFESSIONAL STANDARDS		22.3	1.7	24.0	69%	16%	7%	42%	13%
P. 3 - TRANSPARENCY		22.3	1.7	24.0	75%	9%	7%	33%	21%
P. 4 - DOCUMENTATION & ACCOUNTABILITY		22.3	1.4	23.7	70%	11%	6%	38%	8%
P. 5 - SOURCES & METHODS FOR DATA COLLECTION		19.6	4.4	24.0	68%	18%	18%	38%	29%
P. 6 - CONFIDENTIALITY		6.0	18.0	24.0	67%	25%	75%	4%	13%
P. 7 - PREVENTION OF MISUSE		23.0	1.0	24.0	67%	17%	4%	17%	21%
P. 8 - UTILITY & FEASIBILITY OF STANDARDS		20.3	3.7	24.0	82%	7%	15%	29%	17%
P. 9 - INTERNATIONAL COORDINATION		23.0	1.0	24.0	81%	2%	4%	29%	8%
P. 10 - BI-LATERAL & MULTILATERAL COOPERATION		23.2	0.8	24.0	74%	13%	3%	21%	25%
IMPLEMENTATION INSTRUMENTS		20.0	4.0	24.0	16%	64%	17%		

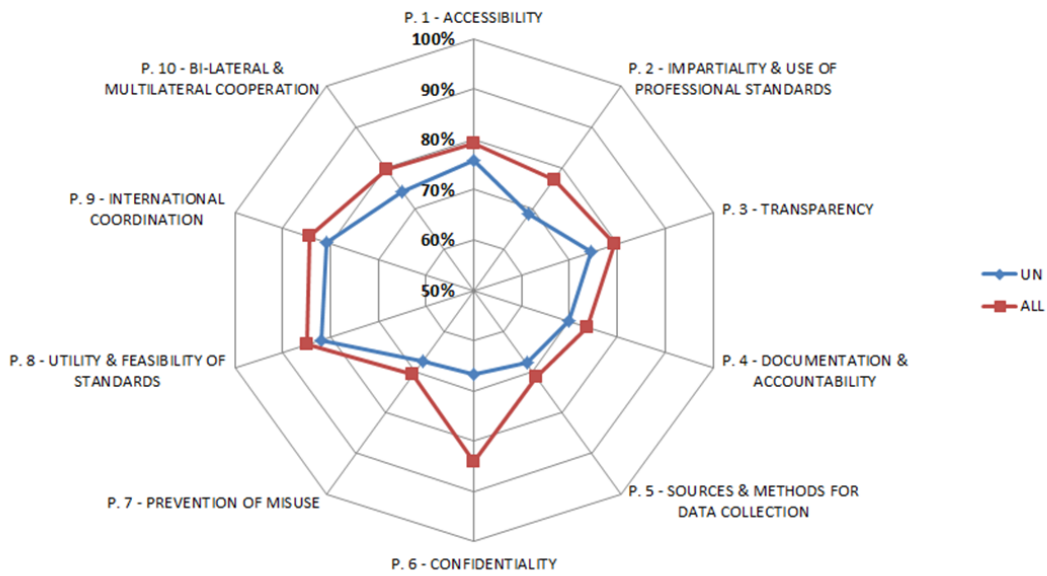


Figure 1: Proportion of IOs with “Full” and “High” implementation by PRINCIPLES (All and UN Organisations)

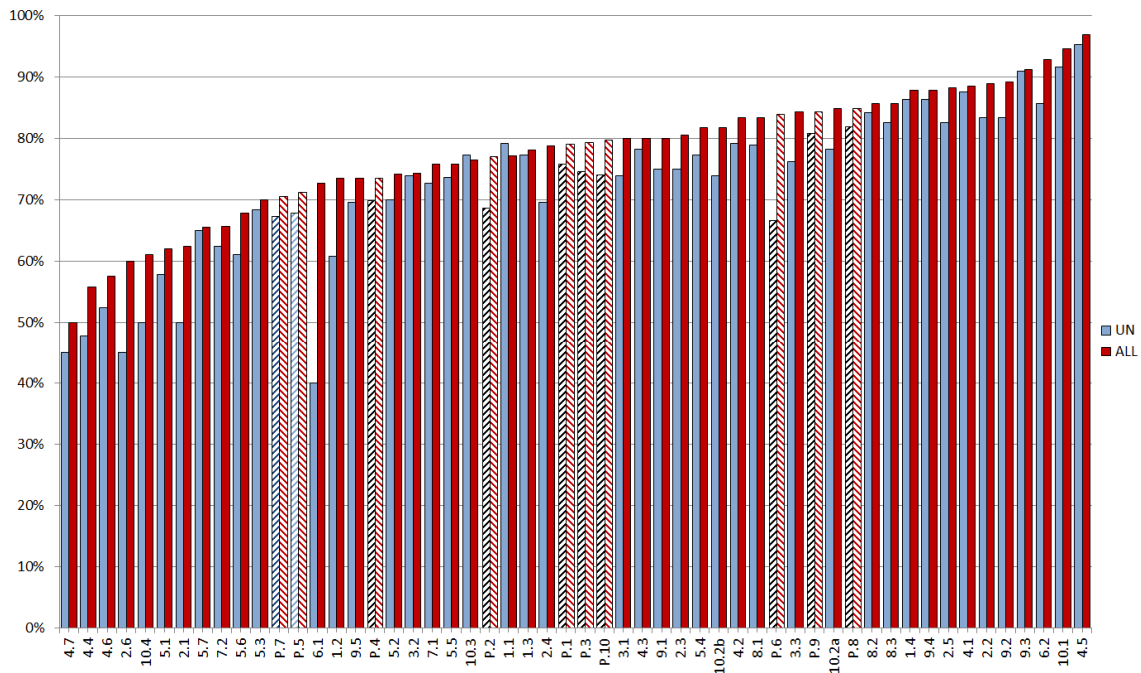


Figure 2: Proportion of IOs with “Full” and “High” implementation by PRINCIPLES and good practices (All and UN Organisations)

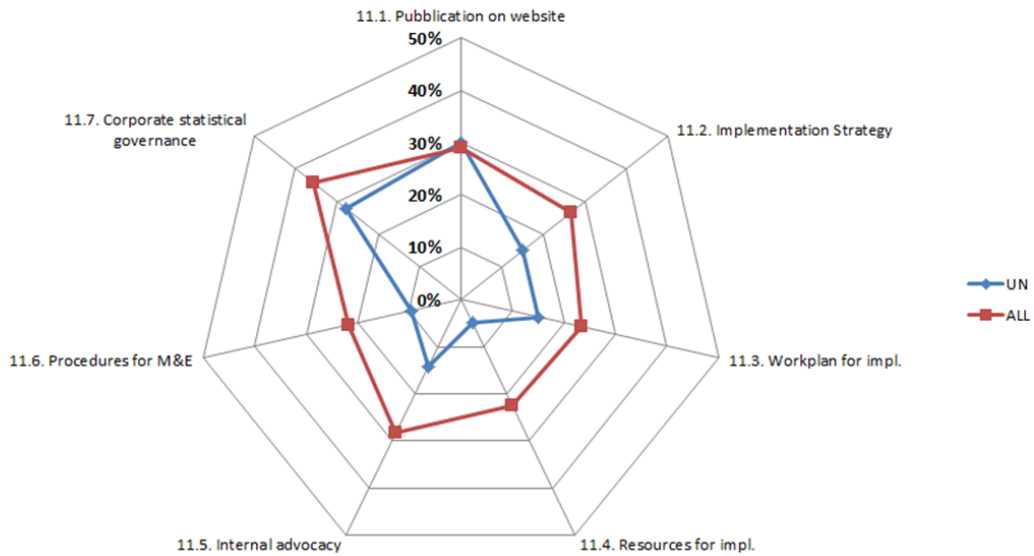


Figure 3: Proportion of IOs with "Full" and "High" implementation by INSTRUMENTS (All and UN Organisations)

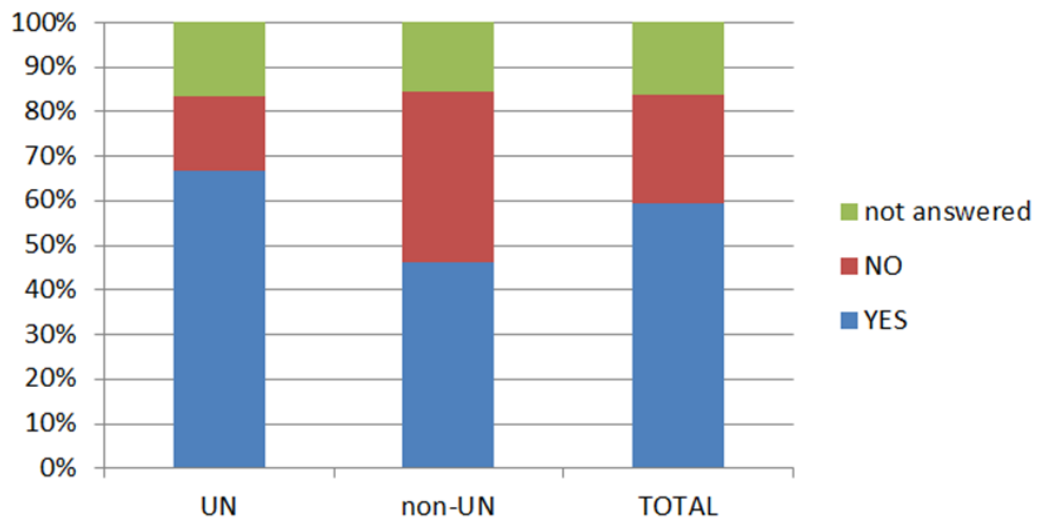


Figure 4: Proportion of IOs which support a high level endorsement of the PRINCIPLES

Annex 1 – List of UN Organisations that have participated in the survey

Food and Agriculture Organization of the United Nations (FAO)
International Atomic Energy Agency (IAEA)
International Labour Organization (ILO)
International Telecommunication Union (ITU)
United Nations Development Programme (UNDP)
United Nations Economic Commission for Africa (UNECA)
United Nations Economic Commission for Europe (UNECE)
United Nations Economic Commission for Latin America and the Caribbean (UNECLAC)
United Nations Economic and Social Commission for Asia and the Pacific (UNESCAP)*
United Nations Economic and Social Commission for Asia and the Pacific (UNESCAP)
United Nations Educational, Scientific and Cultural Organization (UNESCO) Institute for Statistics
United Nations Economic and Social Commission for Western Asia (UNESCWA)
United Nations High Commissioner for Refugees (UNHCR)
United Nations Children’s Fund (UNICEF)
United Nations Office for the Coordination of Humanitarian Affairs (UNOCHA)
United Nations Office on Drugs and Crime (UNODC)
United Nations Population Division (UNPD)
United Nations Population Fund (UNFPA)
United Nations Statistics Division (UNSD)
United Nations Women (UNW)
World Tourism Organization (UNWTO)
Universal Postal Union (UPU)
World Health Organization (WHO)**

* The Statistical Institute for Asia and the Pacific, which is a subsidiary body of the Economic and Social Commission for Asia and the Pacific (ESCAP), also replied to the survey.

** The Pan American Health Organization (PAHO), which serves as the Regional Office for the Americas of the World Health Organization (WHO), replied to the survey.