



# UNSD DATABASE REQUIREMENTS

---

**Presentation by Alain Gaugris**



Trade in Services Unit  
International Trade Statistics Section  
United Nations Statistics Division  
2 United Nations Plaza, DC2-1535B, New York, New York 10017,  
Phone: (212) 963-6222, Fax: (917) 367-5106  
e-mail: [gaugris@un.org](mailto:gaugris@un.org)

**ESCWA Workshop**  
on  
**Compilation of Statistics on Trade in Services**  
Cairo, Egypt  
6-9 February 2007



# CONTENT

---



**1. UN SERVICETRADE**

**2. ONGOING DEVELOPMENTS**



# CONTENT

---



## 1. UN SERVICETRADE

## 2. ONGOING DEVELOPMENTS



### **A Global database on SITS**

---

Using its experience with the international merchandise trade statistics database (UN COMTRADE), UNSD was asked, in 2003, to create a Worldwide database system on Trade in Services, through which SITS would be:

- ✓ Processed
- ✓ Stored
- ✓ Disseminate

In accordance to MSITS recommendations, including:

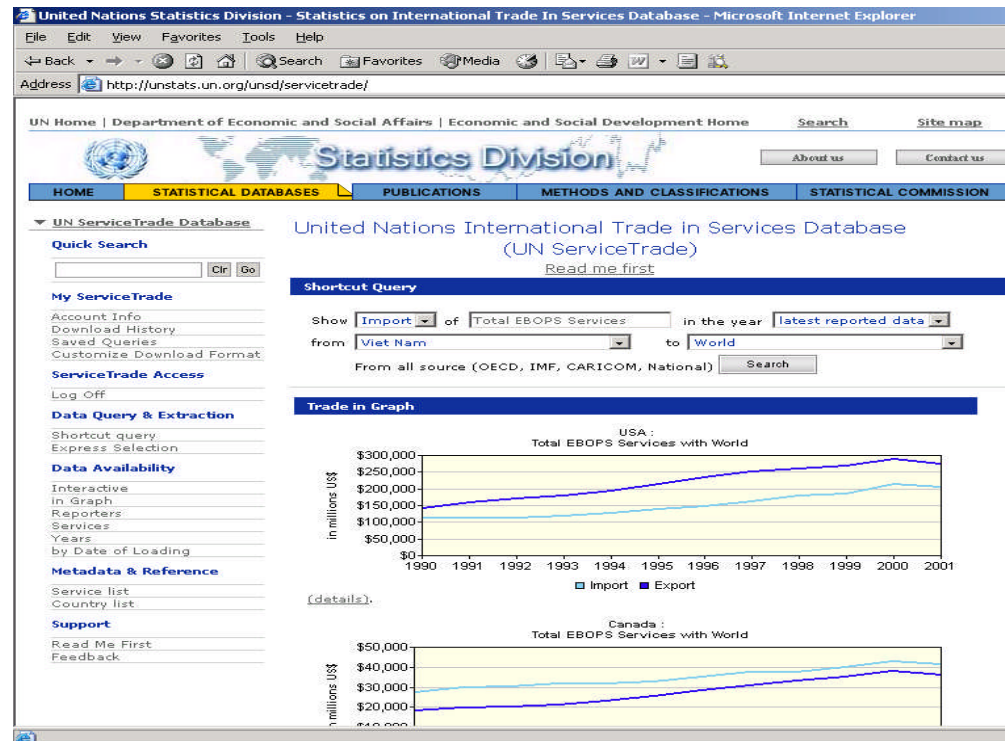
- ✓ Trade by service category (EBOPS)
- ✓ Partner country

# 1. UN SERVICE TRADE



## Pilot version of UN ServiceTrade

- ✓ About 180 reporters
- ✓ 1948-2003
- ✓ 5 sources [IMF, OECD, Eurostat, CARICOM, National]
- ✓ Few categories
- ✓ Almost no partner breakdown
- ✓ Low quality of data
- ✓ Not available to public





# CONTENT

---



1. UN SERVICE TRADE

**2. ONGOING DEVELOPMENTS**



# TO A PUBLIC UN SERVICE TRADE

### ○ **DECISION**

In an effort to increase the **availability** and the **quality** of data in UN ServiceTrade, UNSD sent out a general request **[ENGLISH, FRENCH, RUSSIAN, SPANISH]** for SITS data at the end of 2006.

The goal is to have as many countries as possible reporting their SITS data to UNSD, so that a fairly accurate picture of global trade in services can be given.


### ○ **REQUIREMENTS**

- ✓ Period: 2000-2005, annual value
- ✓ EBOPS service categories as detailed as possible
- ✓ Exports (credit) and imports (debit)
- ✓ Broken down by partner country for as many categories as possible
- ✓ Metadata

# 1. UN SERVICE TRADE



## Example of letter sent

United Nations  Nations Unies

DEPARTMENT OF ECONOMIC AND SOCIAL AFFAIRS  
STATISTICS DIVISION (UNSD)  
1 TWO UNITED NATIONS PLAZA, DC 2-1542, NEW YORK, NY 10017  
TELEPHONE NO.: 1 (212) 963-5252; FAX NO.: 1 (917) 347-5104

→ STAT/243/3 → → → → 21 November 2006

Dear Colleague,

**RE: → Request for data on External Trade in Services**

→ In response to the United Nations Statistical Commission (UNSC) request and user demands the United Nations Statistics Division (UNSD) is building a worldwide database on international trade in services. The database (UN ServiceTrade) will contain annual exports and imports of services of all reporting countries detailed by partner country or area and by service category. The UN ServiceTrade is based on the recommendations contained in *Manual on Statistics of International Trade in Services* (MSITS), prepared by the Inter-agency Task Force on Statistics of International Trade in Services (TFSITS) and approved by the UNSC. The MSITS is available on the UNSD website at <http://unstats.un.org/unsd/tradeserv/manual.htm>.

→ The pilot version of the database will be made public by the end of 2006 and contain data for 2000-2005. It is intended for use by the governments, international organizations, businesses and general public for economic and policy analysis, including identification of market access opportunities. UN ServiceTrade will be available on the UNSD website at:

<http://unstats.un.org/unsd/servicetrade>

→ Currently UNSD is reviewing the country data available in UN ServiceTrade and makes efforts to meet user demand for its worldwide coverage and improved timeliness. Unfortunately, **your country is not represented in UN ServiceTrade at this time.** In this connection I would like to invite you to make available to UNSD your annual statistics of external trade in services for 2000-2005. The data should contain official totals of exports and imports of services detailed, to the most possible extent, by your trading partners and, for each partner, by service categories of

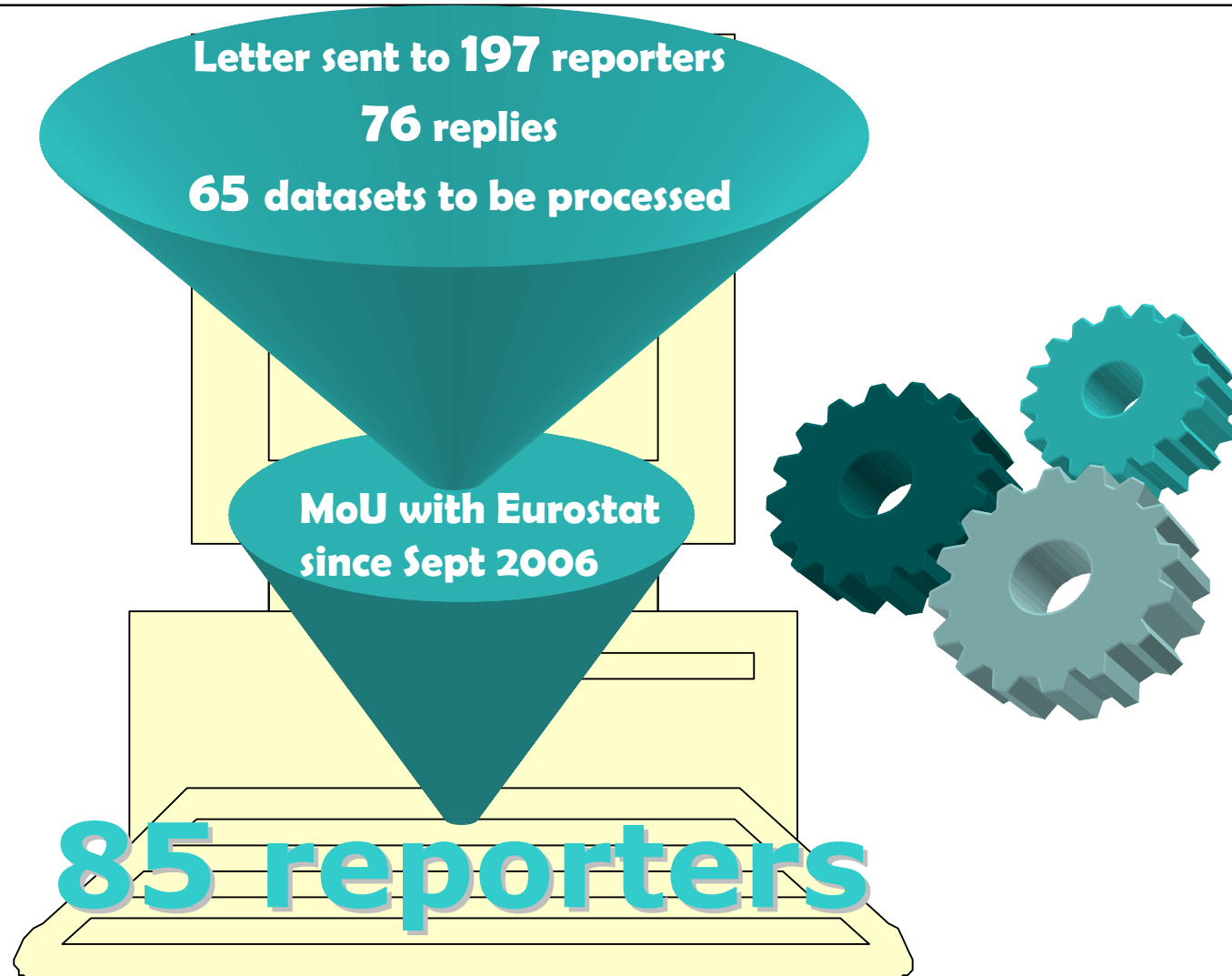
Full Screen  
Close Full Screen



# 1. UN SERVICE TRADE



## Towards a Global database on SITS



# 1. UN SERVICE TRADE



## List of respondents providing data

ARMENIA
AUSTRALIA
AZERBAIJAN
BAHAMAS
BAHRAIN
BELARUS
BHUTAN
BOLIVIA
BULGARIA
CANADA
COLOMBIA
COSTA RICA
COTE D'IVOIRE
CROATIA
CYPRUS
CZECH REPUBLIC
EL SALVADOR
FIJI
FINLAND
GEORGIA
GUINEA-BISSAU
GUYANA

ICELAND
INDIA
INDONESIA
JAMAICA
JAPAN
JORDAN
KAZAKHSTAN
KYRGYZSTAN
MALTA
MAURITIUS
MONGOLIA
MONTENEGRO
NETHERLANDS
NEW ZEALAND
PAKISTAN
PANAMA
PERU
PHILIPPINES
POLAND
PORTUGAL
PUERTO RICO
QATAR

REP. OF MOLDOVA
ROMANIA
RUSSIAN FEDERATION
SENEGAL
SINGAPORE
SLOVAKIA
SOLOMON ISLANDS
SOUTH AFRICA
ST VINCENT & GRENADINES
SWAZILAND
SWITZERLAND
SYRIAN ARAB REP.
TAJIKISTAN
THAILAND
TOGO
TRINIDAD & TOBAGO
TUNISIA
TURKEY
UGANDA
UKRAINE
USA

**TOTAL 65 reporters**




## Geographic breakdown

UN ServiceTrade has now data for the period 2000-2005 for:

- ✓ 25 EU25 countries
- ✓ 60 non-UE25 countries

### Breakdown by continent



# 1. UN SERVICETRADE

# UN ServiceTrade



A new Interface has been created

<http://unstats.un.org/unsd/servicetrade/default.aspx>



### Room for improvement

---

- **BUT...**

Among the 85 reporters, only 34 provided breakdown by country partners

- **WE NEED YOUR COOPERATION**

UN ServiceTrade cannot grow without cooperation of countries

**It is YOUR Global Database on SITS**



شكراً جزيلاً على إنتباهكم

**THANK YOU FOR YOUR ATTENTION**