



COMMON MARKET FOR EASTERN AND SOUTHERN AFRICA

IMTS Workshop
1 - 5 November 2010
Chaminuka, Lusaka, Zambia

COMESA's Priorities and Objectives

- The history of COMESA began in December 1994 when it was formed to replace the former Preferential Trade Area (PTA) which had existed from the earlier days of 1981. COMESA (as defined by its Treaty) was established as an organisation of free independent sovereign states which have agreed to co-operate in developing their natural and human resources for the good of all their people and as such it has a wide-ranging series of objectives which necessarily include in its priorities the promotion of peace and security in the region.

- However, due to COMESA's economic history and background its main focus is on the formation of a large economic and trading unit that is capable of overcoming some of the barriers that are faced by individual states.

The COMESA Vision State

- COMESA seeks to become a fully integrated internationally competitive regional economic community within which there is economic prosperity demonstrated by high living standards of its people with political and social stability within which goods, services, capital and labour, move freely across national geographical borders.

Institutional Set-up

COMESA organization which stands for Common Market for Eastern and Southern Africa has 19 member states, namely:

Burundi
Comoros
Congo DR
Djibouti
Egypt
Eritrea
Ethiopia
Kenya
Libya

Madagascar
Malawi
Mauritius
Rwanda
Seychelles
Swaziland
Sudan
Uganda
Zambia and
Zimbabwe.

COMSTAT Database

The COMSTAT database is a dissemination tool for statistics in various areas that are critical for monitoring the performance of the COMESA's regional integration program.

The statistical domains currently covered in COMSTAT are;

- Merchandise Trade Statistics
 - Trade Integration Indicators
 - Trade Flow Analysis
-
- The COMESA Trade Statistics system was designed for the purposes of allowing Internet users to access foreign trade statistics and other indicators for the COMESA region.
 - The COMESA Merchandise Trade Online Database (COMSTAT) has been re-developed using MySQL and PHP as a front-end.

- The system was first launched in 2006 and was later re-designed and re-launched in December 2009.

Location of the Database

- COMESA trade Statistics System is hosted at the COMESA Secretariat in Lusaka, Zambia.

Data collection

- Customs offices in the member states capture the trade data using ASYCUDA (2.7 / + +) and other systems from their ports, the data is passed over to the National Statistical Offices.
- At National Statistical Office data is imported into Eurotrace, a statistical software for processing trade statistics and used by almost all member states for cleaning/checking the data
- After the data is cleaned/checked National Statistical Offices then send the data to COMESA either via email or on CD.
- For MS where data is not readily available, intra-regional trade is mirrored from other supplying countries while extra-regional trade is mirrored from the COMTRADE database of the United Nations.

Service level agreements

- Service level agreements have been signed between 14 Customs Authorities and National Statistical Offices (NSOs) and COMESA has an agreement with 15 NSOs.
- The COMESA treaty clearly highlights the role of statistics in the integration monitoring process. In the treaty's vision for a "Common Market Information System", it states inter alia that;

"The Member States undertake to co-operate in the field of statistics in order to create an enabling environment for the regular flow of up to date, reliable, harmonized and comparable statistical data on various sectors of economic activity, required for an efficient implementation of the objectives of the Common Market."

Harmonisation of the data

- Data compilation based on the General Trade System, recommended by the UN, provides a more comprehensive recording of external trade flows than the Special Trade System. Also provides a better approximation of the change of ownership criterion used in MS record data using different codes like product and country of the 1993 System of National Accounts and Balance of Payments. nomenclatures and also in different LCUs. To produce regional trade statistics, data from MS have to be harmonized into standard and recommended nomenclatures and codes, as stipulated in the COMESA Common Statistical Rules (CSR):

Harmonisation of the data (*cont'd*)

- Data recorded in Hs1996/Hs2002 are converted to HS2007
- Country codes not recorded using ISO 3166:93 nomenclature are also converted
- Values are converted from LCUs to US dollars using average monthly exchange rates
- For certain years and countries where data have not yet been obtained by the Secretariat, estimates are made from partner country data. This is for the purposes of providing provisional indicators of trade flows.

International Standard Classifications

- Trade data from member states in the COMSTAT are harmonised to Hs2007, HS2002 or HS1996, also ISO 3166 for country codes.

- Reporting and analysis is also done using Standard International

Trade Classification (SITC). HS is more detailed and is suitable

for customs purposes while the SITC is most summarized and

- **Quality assessment**
simplified. The statistics team at the Secretariat verifies the authenticity of the data received from Member States before harmonization and aggregation into the regional database.

- Consistency checks are also made by comparing with data from the previous years and other sources.

Dissemination

- Means of data dissemination:
- Annual Bulletins
- Statistical Briefs
- The Web
- CD-ROM, other electronic media)
- Mostly the data will be disseminated through the web and email. For those government organs with no Internet access, CD-ROM is used.

Access to COMSTAT

The COMSTAT can be accessed at
<http://comstat.comesa.int/>

The Home page

The screenshot shows the COMSTAT website home page as viewed in Microsoft Internet Explorer. The browser's address bar displays the URL <http://comstat.comesa.int/>. The page header includes the COMESA logo and the text "Common Market for Eastern and Southern Africa". The main title is "STATISTICAL DATABASE - COMSTAT" with the date "Today: 14/02/2010".

A navigation menu on the left contains the following items:

- About COMSTAT
- Downloads
- Related Links
- Contact Us

The main content area features a banner with the text: "COMSTAT Provides * Merchandise Trade Statistics from National Statistical Offices". Below this, there are three columns of content:

- News & Events**: A section with the text "Coming Soon!!" and a link: "** See COMSTAT Survey **".
- Welcome to COMSTAT**: A section with the text: "COMESA is a region dedicated to regional integration, with trade and investment as critical arms of this process. Cardinal to the monitoring of this process is the role played by statistics. The COMESA treaty clearly highlights the role of statistics in the integration monitoring process. In the treaty's vision for a 'Common Market Information System', it states *inter alia* that; 'The Member States undertake to co-operate in the field of statistics in order to create an enabling environment for the regular flow of up to date, reliable, harmonized and comparable statistical data on various sectors of economic activity, required for an efficient implementation of the objectives of the Common Market.'"
- User Login or Register**: A section with the text: "Source for Merchandise Trade Statistics is from National Statistical Offices." and a "Select your Option" box containing:
 - 1. For Registered Users -> [Click Here to Login](#)
 - 2. For New Users -> [Click Here To Register](#)

At the bottom of the page, there are sections for "Downloads" (with a sub-section for "Research and Publications") and "Picture Gallery". The browser's status bar at the bottom shows "Done" and "Internet". The Windows taskbar at the very bottom displays the start button, system tray, and open applications including "2008", "Microsoft PowerP...", "2008 IMTS Bulle...", and "COMSTAT - Stati...".

The login screen

The screenshot shows a Microsoft Internet Explorer browser window displaying the COMSTAT website. The browser's address bar shows the URL `http://comstat.comesa.int/`. The website header includes the COMESA logo and the text "Common Market for Eastern and Southern Africa". The main heading is "STATISTICAL DATABASE - COMSTAT" with the date "Today: 14/02/2010". A navigation menu on the left lists "About COMSTAT", "Downloads", "Related Links", and "Contact Us". A central banner reads "COMSTAT Provides * Merchandise Trade Statistics from National Statistical Offices" and "For Registered Users Click here to View". Below this, a "News & Events" section says "Coming Soon!!". The "USER LOGIN" section is highlighted, with a sub-header "For New Users -> Click Here To Register". The login form contains fields for "Username: *", "Password: *", and "Remember me:" with a checkbox. A "Login" button is at the bottom of the form. Below the form is a link "Forgot your password?". At the bottom of the page, it says "If you Need Assistance Contact the IT Department". A visitor count displays "Number of Visitors: 04547". The Windows taskbar at the bottom shows the Start button, system tray, and several open applications including "2008", "Microsoft P...", "2008 IMTS...", "Document1...", and "COMSTAT - ...". The system clock shows "09:31".

COMSTAT - Statistical Database - Microsoft Internet Explorer provided by COMESA

http://comstat.comesa.int/

File Edit View Favorites Tools Help

Common Market for Eastern and Southern Africa

STATISTICAL DATABASE - COMSTAT Today: 14/02/2010

COMSTAT Provides
* Merchandise Trade Statistics from
National Statistical Offices

For Registered Users Click here to View

News & Events

Coming Soon!!

Number of Visitors:
04547

USER LOGIN For New Users -> [Click Here To Register](#)

Username: *

Password: *

Remember me:

[Forgot your password?](#)

If you Need Assistance Contact the IT Department

start 2008 Microsoft P... 2008 IMTS ... Document1... COMSTAT - ... Search Desktop 100% 09:31

The registration form

The screenshot shows a web browser window titled "COMSTAT - Statistical Database - Microsoft Internet Explorer provided by COMESA". The address bar shows the URL "http://comstat.comesa.int/". The browser interface includes a menu bar (File, Edit, View, Favorites, Tools, Help), a search bar with "Google" text, and a toolbar with various icons like "Go", "Bookmarks", "Check", "AutoLink", "AutoFill", "Send to", and "Settings".

The main content area features a navigation menu on the left with links: "About COMSTAT", "Downloads", "Related Links", and "Contact Us". The main heading reads "COMSTAT Provides * Merchandise Trade Statistics from National Statistical Offices". Below this is a section titled "COMSTAT Registration Request" with the following text:

The COMSTAT database is a dissemination tool for statistics in various areas that are critical for monitoring the performance of the COMESA's regional integration program. The statistical domains currently covered in COMSTAT are Merchandise Trade Statistics, Trade Integration Indicators and Trade Flow Analysis.

Fill in the Form Below. The Account will be activated as soon as you enter the correct information . Please note that the accepted username and password will be sent to your email address.

The registration form contains the following fields:


Username: *	<input type="text"/>
FirstName: *	<input type="text"/>
LastName: *	<input type="text"/>
Password: *	<input type="password"/>
Re-type Password:	<input type="password"/>
Email: *	<input type="text"/> (E-mail)
Country: *	-- Select Your Country --
City: *	<input type="text"/>

A "SUBMIT" button is located at the bottom right of the form area.

The Windows taskbar at the bottom shows the "start" button, the year "2008", and several open applications: "Microsoft P...", "2008 IMTS ...", "Document1...", and "COMSTAT -...". The system tray on the right shows the "Internet" icon, a "100%" zoom level, and the time "09:33".

The main menu

The screenshot shows a Windows Internet Explorer browser window displaying the COMSTAT Statistical Database website. The browser's address bar shows the URL <http://comstat.comesa.int/>. The website header includes the COMESA logo and the text "Common Market for Eastern and Southern Africa" and "STATISTICAL DATABASE { COMSTAT }". The date "Today: 01/11/2010" is displayed in the top right corner. A navigation menu on the left lists: Merchandise Trade, Tariffs, Indicators, Code Descriptions, Downloads, and Related links. A central banner reads "You Now have Access to" followed by a list: 1. Merchandise Trade Statistics, 2. Indicators, and 3. COMSTAT News. A blue box on the right contains a welcome message: "Welcome Wilson Chizebuka to COMSTAT" and "You can send us a Comment or a Request", with a "LOGOUT" link below. Below the banner, the "News & Events" section is marked "Coming Soon!!" and includes a link to "See COMSTAT Survey". The "About the Data" section, with a "Navigate BACK" link, contains text about COMESA's regional integration and the role of statistics. It includes a quote: "The Member States undertake to co-operate in the field of statistics in order to create an enabling environment for the regular flow of up to date, reliable, harmonized and comparable statistical data on various sectors of economic activity, required for an efficient implementation of the objectives of the Common Market." The text also states that the COMSTAT database is a dissemination tool for statistics and lists the current statistical domains: Merchandise Trade Statistics.

Common Market for Eastern and Southern Africa  STATISTICAL DATABASE { COMSTAT } Today: 01/11/2010

Merchandise Trade
Tariffs
Indicators
Code Descriptions
Downloads
Related links

You Now have Access to

1. Merchandise Trade Statistics
2. Indicators
3. COMSTAT News

Welcome
Wilson Chizebuka
to **COMSTAT**

You can send us a
Comment or a Request

LOGOUT

News & Events
Coming Soon!!

Number of Visitors:
22478

About the Data [^^ Navigate BACK](#)

COMESA is a region dedicated to regional integration, with trade and investment as critical arms of this process.

Cardinal to the monitoring of this process is the role played by statistics. The COMESA treaty clearly highlights the role of statistics in the integration monitoring process. In the treaty's vision for a "Common Market Information System", it states *inter alia* that;

"The Member States undertake to co-operate in the field of statistics in order to create an enabling environment for the regular flow of up to date, reliable, harmonized and comparable statistical data on various sectors of economic activity, required for an efficient implementation of the objectives of the Common Market."

The COMSTAT database is a dissemination tool for statistics in various areas that are critical for monitoring the performance of the COMESA's regional integration program.

The statistical domains currently covered in COMSTAT are;

- [Merchandise Trade Statistics](#)


Merchandise Trade

COMSTAT - Statistical Database - Windows Internet Explorer

http://comstat.comesa.int/ Live Search

File Edit View Favorites Tools Help

COMSTAT - Statistical Database

Common Market for Eastern and Southern Africa  **STATISTICAL DATABASE { COMSTAT }** Today: 26/10/2010

Merchandise Trade	Aggregate Trade
Tariffs	Trade by Sector
Indicators	Trade by Product
Code Descriptions	Search by Keyword
Downloads	Trade Flow Analysis
Related links	Frequently Asked Tables

STATISTICAL DATABASE

Welcome
Wilson Chizebuka
to **COMSTAT**

You can send us a
Comment or a Request

LOGOUT

News & Events
Coming Soon!!

About the Data [^^ Navigate BACK](#)

COMESA is a region dedicated to regional integration, with trade and investment as critical arms of this process.

Cardinal to the monitoring of this process is the role played by statistics. The COMESA treaty clearly highlights the role of statistics in the integration monitoring process. In the treaty's vision for a "Common Market Information System", it statesinter alia that;

**** See COMSTAT Survey ****

Number of Visitors:
22076

"The Member States undertake to co-operate in the field of statistics in order to create an enabling environment for the regular flow of up to date, reliable, harmonized and comparable statistical data on various sectors of economic activity, required for an efficient implementation of the objectives of the Common Market."

The COMSTAT database is a dissemination tool for statistics in various areas that are critical for monitoring the performance of the COMESA's regional integration program.

The statistical domains currently covered in COMSTAT are;

- [Merchandise Trade Statistics](#)

Internet 100%

start Local Disk (C:) Microsoft PowerPoint ... COMSTAT - Statistical... 11:46 AM


Trade by Product

COMSTAT - Statistical Database - Windows Internet Explorer



http://comstat.comesa.int/

File Edit View Favorites Tools Help

COMSTAT - Statistical Database

Common Market for Eastern and Southern Africa  **STATISTICAL DATABASE - COMSTAT** Today: 26/10/2010

^^ Navigate BACK

 **Merchandise Trade** | **Tariffs** | **Indicators** | **Code Descriptions** | **Downloads** | **Contact Us**  HOME

Trade By Product

Reporting Level: Chapter Nomenclature: HS1996

Chapter
Heading
Sub-heading

go!

Done Internet 100%

start Local Disk (C:) Microsoft PowerPoint ... COMSTAT - Statistical... Document1 - Microsof...

11:50 AM



STATISTICAL DATABASE = COMSTAT

Today: 26/10/2010

^^ Navigate BACK



[Merchandise Trade](#) | [Tariffs](#) | [Indicators](#) | [Code Descriptions](#) | [Downloads](#) | [Contact Us](#)



Trade By Product

Reporting Level:	Chapter	Nomenclature:	HS1996	
			HS1996	
			HS2002	go!
			HS2007	

^^ Navigate BACK



[Merchandise Trade](#) | [Tariffs](#) | [Indicators](#) | [Code Descriptions](#) | [Downloads](#) | [Contact Us](#) 

<< Back ::

Trade By Product

Using Chapters Coding System:

Product:	metals clad with precious metal, and articles thereof, imitation jewellery; coin			
	<input type="checkbox"/> 72: Iron and steel			
	<input type="checkbox"/> 73: Articles of iron or steel			
	<input checked="" type="checkbox"/> 74: Copper and articles thereof			
	<input type="checkbox"/> 75: Nickel and articles thereof			
	<input type="checkbox"/> 76: Aluminium and articles thereof			
Flow:	Reporting Country:	Partner Country:	Transaction Year:	Number of Records
<input checked="" type="checkbox"/> Exports	<input type="checkbox"/> Sudan	<input checked="" type="checkbox"/> World	<input checked="" type="checkbox"/> 2005	100
<input type="checkbox"/> Re-Exports	<input type="checkbox"/> Swaziland	<input type="checkbox"/> (Extra COMESA)	<input checked="" type="checkbox"/> 2006	
<input type="checkbox"/> Total Exports	<input type="checkbox"/> Uganda	<input type="checkbox"/> [Africa]	<input checked="" type="checkbox"/> 2007	
<input type="checkbox"/> Imports	<input checked="" type="checkbox"/> Zambia	<input type="checkbox"/> [Antarctica]	<input checked="" type="checkbox"/> 2008	
	<input type="checkbox"/> Zimbabwe	<input type="checkbox"/> [Asia]	<input checked="" type="checkbox"/> 2009	
		Summarise Results?		
		<input checked="" type="checkbox"/>		

go!


STATISTICAL DATABASE = COMSTAT

Today: 01/11/2010

[^^ Navigate BACK](#)

[Merchandise Trade](#)
[Tariffs](#)
[Indicators](#)
[Code Descriptions](#)
[Downloads](#)
[Contact Us](#)


HOME

[^^ GO BACK and Request for a New REPORT](#)
Merchandise Trade by Products [Chapters] Summary. Partner: World

[EXPORT to EXCEL ^^](#)

Host	Flow	Partner	Year	Month	Product	Amount (US\$)
Zambia	Export	World	2005	Aggregate	74 - Copper and articles thereof	1,027,354,728.50
Zambia	Export	World	2006	Aggregate	74 - Copper and articles thereof	2,718,929,680.56
Zambia	Export	World	2007	Aggregate	74 - Copper and articles thereof	3,126,615,220.00
Zambia	Export	World	2008	Aggregate	74 - Copper and articles thereof	3,164,788,420.00
Zambia	Export	World	2009	Aggregate	74 - Copper and articles thereof	2,846,907,670.00


http://comstat.comesa.int/forms_host/output.xls - Windows Internet Explorer

http://comstat.comesa.int/forms_host/output.xls

- COMESA
- Merchanc
- by Products
- Partner
- World
- World
- World
- World
- World


File Download

Do you want to open or save this file?

 Name: output.xls
 Type: Microsoft Excel Worksheet, 437 bytes
 From: comstat.comesa.int

Open Save Cancel

Always ask before opening this type of file

 While files from the Internet can be useful, some files can potentially harm your computer. If you do not trust the source, do not open or save this file. [What's the risk?](#)

Downloading from site: http://comst Zone 100%

World	2009	Aggregate	74 - Copper and articles thereof	2,846,907,670.00
-------	------	-----------	----------------------------------	-------------------------

	A	B	C	D	E	F	G	H	I	J	K	L	M	N	O	P	Q
1	Host	Flow	Partner	Year	Month	Product	Amount										
2	Zambia	Export	World	2005	Aggregate	74 Copper and articles thereof	1,027,354,729										
3	Zambia	Export	World	2006	Aggregate	74 Copper and articles thereof	2,718,929,681										
4	Zambia	Export	World	2007	Aggregate	74 Copper and articles thereof	3,126,615,220										
5	Zambia	Export	World	2008	Aggregate	74 Copper and articles thereof	3,164,788,420										
6	Zambia	Export	World	2009	Aggregate	74 Copper and articles thereof	2,846,907,670										
7																	
8																	
9																	
10																	
11																	
12																	
13																	
14																	
15																	
16																	
17																	
18																	
19																	
20																	
21																	
22																	
23																	
24																	
25																	
26																	
27																	
28																	
29																	
30																	
31																	
32																	
33																	
34																	
35																	
36																	


Trade by Product Heading level

COMSTAT - Statistical Database - Windows Internet Explorer


http://comstat.comesa.int/ Live Search

File Edit View Favorites Tools Help

MSN.com COMSTAT - Statistical Da... X

Common Market for Eastern and Southern Africa  STATISTICAL DATABASE - COMSTAT Today: 01/11/2010

^^ Navigate BACK

[Merchandise Trade](#) | [Tariffs](#) | [Indicators](#) | [Code Descriptions](#) | [Downloads](#) | [Contact Us](#) 

Trade By Product

Reporting Level: Nomenclature:

go!

Done Internet 100%

start Wireless Network Co... Chaminuka COMSTAT - Statistical... Microsoft PowerPoint... Document1 - Microsof... 3:09 PM



STATISTICAL DATABASE = COMSTAT

Today: 01/11/2010

^^ Navigate BACK



- Merchandise Trade
- Tariffs
- Indicators
- Code Descriptions
- Downloads
- Contact Us



<< Back ::

Trade By Product

Using Heading Coding System:

Product:	<input type="checkbox"/> 0901: Coffee, whether or not roasted or decaffeinated; coffee husks and skins; coffee substitutes containing coffee in any proportion <input checked="" type="checkbox"/> 0902: Tea, whether or not flavoured <input type="checkbox"/> 0903: Mate <input type="checkbox"/> 0904: Pepper of the genus Piper; dried or crushed or ground fruits of the genus			
Flow:	Reporting Country:	Partner Country:	Transaction Year:	Number of Records
<input checked="" type="checkbox"/> Exports <input type="checkbox"/> Re-Exports <input type="checkbox"/> Total Exports <input type="checkbox"/> Imports	<input type="checkbox"/> Comoros <input type="checkbox"/> Congo DR <input type="checkbox"/> Djibouti <input checked="" type="checkbox"/> Egypt <input type="checkbox"/> Eritrea	<input checked="" type="checkbox"/> World <input type="checkbox"/> (Extra COMESA) <input type="checkbox"/> [Africa] <input type="checkbox"/> [Antarctica] <input type="checkbox"/> [Asia]	<input checked="" type="checkbox"/> 2003 <input checked="" type="checkbox"/> 2004 <input checked="" type="checkbox"/> 2005 <input checked="" type="checkbox"/> 2006 <input checked="" type="checkbox"/> 2007	100
	Summarise Results? <input checked="" type="checkbox"/>			

[^^ Navigate BACK](#)

[Merchandise Trade](#)
[Tariffs](#)
[Indicators](#)
[Code Descriptions](#)
[Downloads](#)
[Contact Us](#)


HOME

[^^ GO BACK and Request for a New REPORT](#)
Merchandise Trade by Products [Heading] Summary. Partner: World

[EXPORT to EXCEL ^^](#)

Host	Flow	Partner	Year	Month	Product	Amount (US\$)
Egypt	Export	World	2003	Aggregate	0902 - Tea, whether or not flavoured	8,979,123.00
Egypt	Export	World	2004	Aggregate	0902 - Tea, whether or not flavoured	6,560,458.00
Egypt	Export	World	2005	Aggregate	0902 - Tea, whether or not flavoured	9,533,555.57
Egypt	Export	World	2006	Aggregate	0902 - Tea, whether or not flavoured	15,668,982.55
Egypt	Export	World	2007	Aggregate	0902 - Tea, whether or not flavoured	13,062,982.43
Egypt	Export	World	2008	Aggregate	0902 - Tea, whether or not flavoured	21,678,344.53
Egypt	Export	World	2009	Aggregate	0902 - Tea, whether or not flavoured	25,932,332.51



Merchandise Trade by Products

Host	Flow	Partner	Year	Value
Egypt	Export	World	2007	13,062,982.43
Egypt	Export	World	2008	21,678,344.53
Egypt	Export	World	2009	25,932,332.51

File Download

Do you want to open or save this file?

Name: output.xls
Type: Microsoft Excel Worksheet, 624 bytes
From: comstat.comesa.int

Open Save Cancel

Always ask before opening this type of file

While files from the Internet can be useful, some files can potentially harm your computer. If you do not trust the source, do not open or save this file. [What's the risk?](#)

	A	B	C	D	E	F	G	H	I	J	K	L	M	N	O	P
1	Host	Flow	Partner	Year	Month	Product	Amount									
2	Egypt	Export	World	2003	Aggregate	0902 Tea, whether or not flavoured	8,979,123									
3	Egypt	Export	World	2004	Aggregate	0902 Tea, whether or not flavoured	6,560,458									
4	Egypt	Export	World	2005	Aggregate	0902 Tea, whether or not flavoured	9,533,556									
5	Egypt	Export	World	2006	Aggregate	0902 Tea, whether or not flavoured	15,668,983									
6	Egypt	Export	World	2007	Aggregate	0902 Tea, whether or not flavoured	13,062,982									
7	Egypt	Export	World	2008	Aggregate	0902 Tea, whether or not flavoured	21,678,345									
8	Egypt	Export	World	2009	Aggregate	0902 Tea, whether or not flavoured	25,932,333									
9																
10																
11																
12																
13																
14																
15																
16																
17																
18																
19																
20																
21																
22																
23																
24																
25																
26																
27																
28																
29																
30																
31																
32																

[^^ Navigate BACK](#)[Merchandise Trade](#)[Tariffs](#)[Indicators](#)[Code Descriptions](#)[Downloads](#)[Contact Us](#)

HOME

[^^ GO BACK and Request for a New REPORT](#)**Merchandise Trade by Products [Heading] Summary. Host: COMESA Partner: World**[EXPORT to EXCEL ^^](#)


Host	Flow	Partner	Year	Month	Product	Amount (US\$)
COMESA	Export	World	2009	Aggregate	0101 - Live horses, asses, mules and hinnies	2,717,416.40
COMESA	Import	World	2009	Aggregate	0101 - Live horses, asses, mules and hinnies	10,428,243.39
COMESA	Re-Export	World	2009	Aggregate	0101 - Live horses, asses, mules and hinnies	86,128.83

http://comstat.comesa.int/

File Edit View Favorites Tools Help

COMSTAT - Statistical Da... X

Pop-ups temporarily allowed. To always allow pop-ups


Common Market for Eastern and Southern Africa 

Merchandise Trade by Products

Downloaded from site: http://comstat.comesa.int/forms_host/output.xls Unknown Zone 100%


File Download

Do you want to open or save this file?

 Name: output.xls
Type: Microsoft Excel Worksheet, 332 bytes
From: comstat.comesa.int

Open Save Cancel

Always ask before opening this type of file

 While files from the Internet can be useful, some files can potentially harm your computer. If you do not trust the source, do not open or save this file. [What's the risk?](#)

Host	Flow	Partner	Year	Flow Type	Commodity Code	Value
COMESA	Export	World	2009	Aggregate	0101 - Live horses, asses, mules and hinnies	2,717,416.40
COMESA	Import	World	2009	Aggregate	0101 - Live horses, asses, mules and hinnies	10,428,243.39
COMESA	Re-Export	World	2009	Aggregate	0101 - Live horses, asses, mules and hinnies	86,128.83

	A	B	C	D	E	F	G	H	I	J	K	L	M	N	O	P	Q
1	Host	Flow	Partner	Year	Month	Product	Amount										
2	COMESA	Export	World	2009	Aggregate	0101 Live horses, asses, mules and hinnies	2,717,416										
3	COMESA	Import	World	2009	Aggregate	0101 Live horses, asses, mules and hinnies	10,428,243										
4	COMESA	Re-Export	World	2009	Aggregate	0101 Live horses, asses, mules and hinnies	86,129										
5																	
6																	
7																	
8																	
9																	
10																	
11																	
12																	
13																	
14																	
15																	
16																	
17																	
18																	
19																	
20																	
21																	
22																	
23																	
24																	
25																	
26																	
27																	
28																	
29																	
30																	
31																	
32																	
33																	
34																	
35																	
36																	

Pop-ups temporarily allowed. To always allow pop-ups from this site, click here...

^^ Navigate BACK



[Merchandise Trade](#) |
 [Tariffs](#) |
 [Indicators](#) |
 [Code Descriptions](#) |
 [Downloads](#) |
 [Contact Us](#)

[HOME](#)

<< Back ::

Trade By Product

Using ref_hs_2007 Coding System:

Product:	<input type="checkbox"/> All Products <input type="checkbox"/> 010110: Live horses, asses, mules and hinnies - Pure-bred breeding animals <input type="checkbox"/> 010190: Live horses, asses, mules and hinnies - Other <input type="checkbox"/> 010210: Live bovine animals - Pure-bred breeding animals <input type="checkbox"/> 010290: Live bovine animals - Other			
Flow:	Reporting Country:	Partner Country:	Transaction Year:	Number of Records
<input checked="" type="checkbox"/> Exports <input checked="" type="checkbox"/> Re-Exports <input type="checkbox"/> Total Exports <input checked="" type="checkbox"/> Imports	<input checked="" type="checkbox"/> COMESA <input type="checkbox"/> Burundi <input type="checkbox"/> Comoros <input type="checkbox"/> Congo DR <input type="checkbox"/> Djibouti	<input checked="" type="checkbox"/> World <input type="checkbox"/> (Extra COMESA) <input type="checkbox"/> [Africa] <input type="checkbox"/> [Antarctica] <input type="checkbox"/> [Asia]	<input type="checkbox"/> 2005 <input type="checkbox"/> 2006 <input type="checkbox"/> 2007 <input type="checkbox"/> 2008 <input checked="" type="checkbox"/> 2009	100
		Summarise Results?		
		<input type="checkbox"/>		
go!				

Search by keyword Sub Heading level


COMSTAT - Statistical Database - Windows Internet Explorer

http://comstat.comesa.int/ Live Search



File Edit View Favorites Tools Help

COMSTAT - Statistical Da... MMD wins back Mpulungu

Pop-ups temporarily allowed. To always allow pop-ups from this site, click here...

Common Market for Eastern and Southern Africa  STATISTICAL DATABASE = COMSTAT Today: 26/10/2010

^^ Navigate BACK

 Merchandise Trade | Tariffs | Indicators | Code Descriptions | Downloads | Contact Us  HOME

Search by Keyword

Search for in Description HS Code Nomenclature :

Copyright © 2009 COMESA Secretariat Trade Reporting System Contact COMESA IT Department For Help

Done Internet 100%

start RwandaMission2010... Microsoft PowerPoint ... COMSTAT - Statistical... Document1 - Microsof... 12:38 PM

Pop-ups temporarily allowed. To always allow pop-ups from this site, click here...



STATISTICAL DATABASE = COMSTAT

Today: 26/10/2010

^^ Navigate BACK



[Merchandise Trade](#)

[Tariffs](#)

[Indicators](#)

[Code Descriptions](#)

[Downloads](#)

[Contact Us](#)



HOME

<< Back ::

Search by Keyword

Using ref_hs_2007 Coding System: *Searching for maize*

100510: Maize (corn) - Seed

100590: Maize (corn) - Other

go!



STATISTICAL DATABASE - COMSTAT

Today: 26/10/2010

^^ Navigate BACK



- Merchandise Trade
- Tariffs
- Indicators
- Code Descriptions
- Downloads
- Contact Us
- HOME

<< Back ::

Search by Keyword

Using ref_hs_2007 Coding System:

Product Description:	1. Maize (corn).- Seed 2. Maize (corn).- Other			
Flow:	Reporting Country:	Partner Country:	Transaction Year:	Number of Records
<input checked="" type="checkbox"/> Exports <input type="checkbox"/> Re-Exports <input type="checkbox"/> Total Exports <input type="checkbox"/> Imports	<input type="checkbox"/> Sudan <input type="checkbox"/> Swaziland <input type="checkbox"/> Uganda <input checked="" type="checkbox"/> Zambia <input type="checkbox"/> Zimbabwe	<input checked="" type="checkbox"/> World <input type="checkbox"/> (Extra COMESA) <input type="checkbox"/> [Africa] <input type="checkbox"/> [Antarctica] <input type="checkbox"/> [Asia]	<input type="checkbox"/> 2005 <input type="checkbox"/> 2006 <input type="checkbox"/> 2007 <input type="checkbox"/> 2008 <input checked="" type="checkbox"/> 2009	<input type="text" value="100"/> Summarise Results? <input checked="" type="checkbox"/>

go!

Merchandise Trade Search by Keyword . Partner: World



Host	Flow	Partner	Year	Month	Product HSCODE	Product Name	NetW	Quantity	SU	Amount (US\$)
Zambia	Export	Angola	2009	Aggregate	100510	Maize (corn).- Seed	50736	N/A	N/A	135,952.00
Zambia	Export	Botswana	2009	Aggregate	100510	Maize (corn).- Seed	343280.02	N/A	N/A	756,954.00
Zambia	Export	Congo DR	2009	Aggregate	100510	Maize (corn).- Seed	152650	N/A	N/A	394,677.00
Zambia	Export	Cameroon	2009	Aggregate	100510	Maize (corn).- Seed	52	N/A	N/A	300.00
Zambia	Export	Kenya	2009	Aggregate	100510	Maize (corn).- Seed	3053600	N/A	N/A	4,610,358.00
Zambia	Export	Lesotho	2009	Aggregate	100510	Maize (corn).- Seed	30000	N/A	N/A	31,731.00
Zambia	Export	Malawi	2009	Aggregate	100510	Maize (corn).- Seed	783572.54	N/A	N/A	967,597.00
Zambia	Export	Mozambique	2009	Aggregate	100510	Maize (corn).- Seed	588000	N/A	N/A	638,738.00
Zambia	Export	Nigeria	2009	Aggregate	100510	Maize (corn).- Seed	200	N/A	N/A	1,583.00
Zambia	Export	Swaziland	2009	Aggregate	100510	Maize (corn).- Seed	518800	N/A	N/A	1,283,960.00
Zambia	Export	Tanzania	2009	Aggregate	100510	Maize (corn).- Seed	3299716	N/A	N/A	4,698,637.00
Zambia	Export	South Africa	2009	Aggregate	100510	Maize (corn).- Seed	1253600	N/A	N/A	418,812.00
Zambia	Export	Zimbabwe	2009	Aggregate	100510	Maize (corn).- Seed	6283713	N/A	N/A	7,357,895.00

http://comstat.comesa.int/

File Edit View Favorites Tools Help

COMSTAT - Statistical Da...

Pop-ups temporarily allowed. To always allow pop-ups

http://comstat.comesa.int/keyword/output.xls - Windows Internet Explorer

http://comstat.comesa.int/keyword/output.xls

Live Search

Home RSS Print Page Tools

Zone 100%

File Download

Do you want to open or save this file?

 Name: output.xls
Type: Microsoft Excel Worksheet, 1.33KB
From: comstat.comesa.int

Open Save Cancel

Always ask before opening this type of file

 While files from the Internet can be useful, some files can potentially harm your computer. If you do not trust the source, do not open or save this file. [What's the risk?](#)

Downloading from site: http://comstat.comesa.int/keyword/output.xls

Host	Flow	Partner	Year	Aggregate	100510	Ma	Se				
Zambia	Export	Angola	2009	Aggregate	100510	Ma	Se				
Zambia	Export	Botswana	2009	Aggregate	100510	Maize (corn)-	Seed	343280.02	N/A	N/A	756,954.00
Zambia	Export	Congo DR	2009	Aggregate	100510	Maize (corn)-	Seed	152650	N/A	N/A	394,677.00
Zambia	Export	Cameroon	2009	Aggregate	100510	Maize (corn)-	Seed	52	N/A	N/A	300.00
Zambia	Export	Kenya	2009	Aggregate	100510	Maize (corn)-	Seed	3053600	N/A	N/A	4,610,358.00
Zambia	Export	Lesotho	2009	Aggregate	100510	Maize (corn)-	Seed	30000	N/A	N/A	31,731.00
Zambia	Export	Malawi	2009	Aggregate	100510	Maize (corn)-	Seed	783572.54	N/A	N/A	967,597.00



STATISTICAL DATABASE = COMSTAT

Today: 26/10/2010



Merchandise Trade Tariffs Indicators

Merchandise Trade Search by Keyword . Partner: World

EXPORT to EXCEL

Host	Flow	Partner	Year	Month	Product HSCODE	Prod Name				
Zambia	Export	Angola	2009	Aggregate	100510	Maize Seed				
Zambia	Export	Botswana	2009	Aggregate	100510	Maize Seed				
Zambia	Export	Congo DR	2009	Aggregate	100510	Maize Seed				
Zambia	Export	Cameroon	2009	Aggregate	100510	Maize Seed				
Zambia	Export	Kenya	2009	Aggregate	100510	Maize Seed				
Zambia	Export	Lesotho	2009	Aggregate	100510	Maize Seed				
Zambia	Export	Malawi	2009	Aggregate	100510	Maize (corn).- Seed	783572.54	N/A	N/A	967,597.00

Save As

Save in: My Documents

- Bluetooth Exchange Folder
- Downloads
- GTA Vice City User Files
- My Music
- My Pictures
- My Shapes
- My Web Sites
- SQL Server Management Studio
- Visual Studio 2005
- Visual Studio 2008

File name: output

Save as type: Microsoft Excel Worksheet

Buttons: Save, Cancel



STATISTICS

Today: 26/10/2010



Merchandise Trade

Merchandise Trade Search by Keyword . Part

Host Flow Partner Year Month

Zambia	Export	Angola	2009	Aggregate
Zambia	Export	Botswana	2009	Aggregate
Zambia	Export	Congo DR	2009	Aggregate
Zambia	Export	Cameroon	2009	Aggregate
Zambia	Export	Kenya	2009	Aggregate
Zambia	Export	Lesotho	2009	Aggregate
Zambia	Export	Malawi	2009	Aggregate

Save As

Save in: My Documents

- Bluetooth Exchange Folder
- Downloads
- GTA Vice City User Fi
- My Music
- My Pictures
- My Shapes
- My Web Sites
- SQL Server Management Studio
- Visual Studio 2005
- Visual Studio 2008

Folder is Empty

File name: Zambia's Exports of Maize by Country of Destination 2009

Save as type: Microsoft Excel Worksheet

Save Cancel

100510	Maize (corn).-Seed	3053600	N/A	N/A	4,610,358.00
100510	Maize (corn).-Seed	30000	N/A	N/A	31,731.00
100510	Maize (corn).-Seed	783572.54	N/A	N/A	967,597.00



STATISTICAL DATABASE - COMSTAT

Today: 26/10/2010

Merchandise Trade | Tariffs | Indicators

GO BACK and Request for

Merchandise Trade Search by Keyword . Partner: World



Host	Flow	Partner	Year	Month	Product HSCODE	Prod Name				
Zambia	Export	Angola	2009	Aggregate	100510	Maize Seed				
Zambia	Export	Botswana	2009	Aggregate	100510	Maize (corn).- Seed	343280.02	N/A	N/A	756,954.00
Zambia	Export	Congo DR	2009	Aggregate	100510	Maize (corn).- Seed	152650	N/A	N/A	394,677.00
Zambia	Export	Cameroon	2009	Aggregate	100510	Maize (corn).- Seed	52	N/A	N/A	300.00
Zambia	Export	Kenya	2009	Aggregate	100510	Maize (corn).- Seed	3053600	N/A	N/A	4,610,358.00
Zambia	Export	Lesotho	2009	Aggregate	100510	Maize (corn).- Seed	30000	N/A	N/A	31,731.00
Zambia	Export	Malawi	2009	Aggregate	100510	Maize (corn).- Seed	783572.54	N/A	N/A	967,597.00

Download complete

Download Complete

output.xls from comstat.comesa.int

Downloaded: 1.33KB in 1 sec

Download to: ...\\Zambia's Exports of Maize by ...

Transfer rate: 1.33KB/Sec

Close this dialog box when download completes

Open Open Folder Close

File and Folder Tasks

- Rename this file
- Move this file
- Copy this file
- Publish this file to the Web
- E-mail this file
- Print this file
- Delete this file

Other Places

- Desktop
- My Computer
- My Network Places

Details

Bluetooth Exchange Folder Downloads GTA Vice City User Files My Music My Pictures

My Shapes My Web Sites SQL Server Management Studio Visual Studio 2005 Visual Studio 2008

Zambia's Exports of Maize by Country of Destination 2009 Microsoft Excel Worksheet

Zambia's Exports of Maize by Country of Destination 2009

	A	B	C	D	E	F	G	H	I	J	K	L	M	N	O	P
1	Host	Flow	Partner	Year	Month	Product Code	Product Name	NetW	Quantity	SU	Amount					
2	Zambia	Export	Angola	2009	Aggregate	100510	Maize (corn).- Seed	50,736			135,952					
3	Zambia	Export	Botswana	2009	Aggregate	100510	Maize (corn).- Seed	343,280			756,954					
4	Zambia	Export	Congo DR	2009	Aggregate	100510	Maize (corn).- Seed	152,650			394,677					
5	Zambia	Export	Cameroon	2009	Aggregate	100510	Maize (corn).- Seed	52			300					
6	Zambia	Export	Kenya	2009	Aggregate	100510	Maize (corn).- Seed	3,053,600			4,610,358					
7	Zambia	Export	Lesotho	2009	Aggregate	100510	Maize (corn).- Seed	30,000			31,731					
8	Zambia	Export	Malawi	2009	Aggregate	100510	Maize (corn).- Seed	783,573			967,597					
9	Zambia	Export	Mozambique	2009	Aggregate	100510	Maize (corn).- Seed	588,000			638,738					
10	Zambia	Export	Nigeria	2009	Aggregate	100510	Maize (corn).- Seed	200			1,583					
11	Zambia	Export	Swaziland	2009	Aggregate	100510	Maize (corn).- Seed	518,800			1,283,960					
12	Zambia	Export	Tanzania	2009	Aggregate	100510	Maize (corn).- Seed	3,299,716			4,698,637					
13	Zambia	Export	South Africa	2009	Aggregate	100510	Maize (corn).- Seed	1,253,600			418,812					
14	Zambia	Export	Zimbabwe	2009	Aggregate	100510	Maize (corn).- Seed	6,283,713			7,357,895					
15	Zambia	Export	Congo DR	2009	Aggregate	100590	Maize (corn).- Other	1,895,850			236,268					
16	Zambia	Export	Kenya	2009	Aggregate	100590	Maize (corn).- Other	25,000			20,368					
17	Zambia	Export	Zimbabwe	2009	Aggregate	100590	Maize (corn).- Other	1,548,491			377,181					
18																
19																
20																
21																
22																
23																
24																
25																
26																
27																
28																
29																
30																
31																
32																


Trade by Sector

COMSTAT - Statistical Database - Windows Internet Explorer



http://comstat.comesa.int/

File Edit View Favorites Tools Help

Welcome to Chaminuka Gam... COMSTAT - Statistical Da... trade sectors - Google Search Wilson Chizebuka - Outlook ...

Common Market for Eastern and Southern Africa  STATISTICAL DATABASE = COMSTAT Today: 30/10/2010

^^ Navigate BACK

 **Merchandise Trade** | Tariffs | Indicators | Code Descriptions | Downloads | Contact Us  HOME

Trade by Sector

Flow:	Reporting Country:	Partner Country:	Transaction Year:	Sector:
<input checked="" type="checkbox"/> Exports <input type="checkbox"/> Re-Exports <input type="checkbox"/> Total Exports <input type="checkbox"/> Imports	<input type="checkbox"/> Sudan <input type="checkbox"/> Swaziland <input type="checkbox"/> Uganda <input checked="" type="checkbox"/> Zambia <input type="checkbox"/> Zimbabwe	<input checked="" type="checkbox"/> World <input type="checkbox"/> (Extra COMESA) <input type="checkbox"/> [Africa] <input type="checkbox"/> [Antarctica] <input type="checkbox"/> [Asia]	<input type="checkbox"/> 2005 <input type="checkbox"/> 2006 <input type="checkbox"/> 2007 <input type="checkbox"/> 2008 <input checked="" type="checkbox"/> 2009	<input checked="" type="checkbox"/> Agricultural Raw Materials <input checked="" type="checkbox"/> Food <input checked="" type="checkbox"/> Fuels <input checked="" type="checkbox"/> Manufactures

Summarise Results?

go!

Done Internet 100%

start COMSUM COMSTAT - Statistical...

11:00 AM



STATISTICAL DATABASE = COMSTAT

Today: 01/11/2010

^^ Navigate BACK



Merchandise Trade | Tariffs | Indicators | Code Descriptions | Downloads | Contact Us



^^ GO BACK and Request for a New REPORT

Merchandise Aggregate Trade by Sector Summary. Partner: World



Host	Flow	Partner	Year	Month	Sector	Amount (US\$)
Zambia	Export	World	2009	Aggregate	Food	297,478,086.00
Zambia	Export	World	2009	Aggregate	Agricultural Raw Material	54,991,898.00
Zambia	Export	World	2009	Aggregate	Fuels	13,605,144.00
Zambia	Export	World	2009	Aggregate	Ores and Metals	3,277,835,629.00
Zambia	Export	World	2009	Aggregate	Manufactures	334,651,235.00
Zambia	Export	World	2009	Aggregate	Other Products	23,306,594.00


Aggregate Trade

COMSTAT - Statistical Database - Windows Internet Explorer



http://comstat.comesa.int/ Live Search

File Edit View Favorites Tools Help

MSN.com COMSTAT - Statistical Da... X

Common Market for Eastern and Southern Africa  **STATISTICAL DATABASE = COMSTAT** Today: 01/11/2010

^^ Navigate BACK

 [Merchandise Trade](#) | [Tariffs](#) | [Indicators](#) | [Code Descriptions](#) | [Downloads](#) | [Contact Us](#) 

Aggregate Trade

Flow:	Reporting Country:	Partner Country:	Transaction Year:
<input checked="" type="checkbox"/> Exports <input checked="" type="checkbox"/> Re-Exports <input type="checkbox"/> Total Exports <input checked="" type="checkbox"/> Imports	<input checked="" type="checkbox"/> COMESA <input type="checkbox"/> Burundi <input type="checkbox"/> Comoros <input type="checkbox"/> Congo DR <input type="checkbox"/> Djibouti	<input checked="" type="checkbox"/> World <input type="checkbox"/> (Extra COMESA) <input type="checkbox"/> [Africa] <input type="checkbox"/> [Antarctica] <input type="checkbox"/> [Asia]	<input checked="" type="checkbox"/> 2005 <input checked="" type="checkbox"/> 2006 <input checked="" type="checkbox"/> 2007 <input checked="" type="checkbox"/> 2008 <input checked="" type="checkbox"/> 2009

Summarise Results?

go!

Copyright © 2009 COMESA Secretariat Trade Reporting System [Contact COMESA IT Department For Help](#)



^^ GO BACK and Request for a New REPORT

Merchandise Aggregate Trade Summary. Host: COMESA Partner: World

EXPORT to EXCEL ^^

Host	Flow	Partner	Year	Month	Amount (US\$)
COMESA	Export	World	2005	Aggregate	75,244,740,989.02
COMESA	Export	World	2006	Aggregate	98,884,028,594.26
COMESA	Export	World	2007	Aggregate	104,791,900,124.65
COMESA	Export	World	2008	Aggregate	152,231,388,899.63
COMESA	Export	World	2009	Aggregate	108,748,696,071.48
COMESA	Import	World	2005	Aggregate	67,609,554,284.42
COMESA	Import	World	2006	Aggregate	77,231,715,569.72
COMESA	Import	World	2007	Aggregate	95,357,146,778.85
COMESA	Import	World	2008	Aggregate	145,948,215,360.64
COMESA	Import	World	2009	Aggregate	129,129,521,935.15
COMESA	Re-Export	World	2005	Aggregate	2,089,184,227.19
COMESA	Re-Export	World	2006	Aggregate	1,717,772,855.60
COMESA	Re-Export	World	2007	Aggregate	2,031,650,681.56
COMESA	Re-Export	World	2008	Aggregate	2,553,127,664.92
COMESA	Re-Export	World	2009	Aggregate	2,451,884,124.37



STATISTICAL DATABASE = COMSTAT

Today: 01/11/2010

^^ Navigate BACK



- Merchandise Trade**
- Tariffs
- Indicators
- Code Descriptions
- Downloads
- Contact Us



Aggregate Trade

Flow:	Reporting Country:	Partner Country:	Transaction Year:
<input checked="" type="checkbox"/> Exports <input checked="" type="checkbox"/> Re-Exports <input type="checkbox"/> Total Exports <input checked="" type="checkbox"/> Imports	<input type="checkbox"/> Malawi <input type="checkbox"/> Mauritius <input checked="" type="checkbox"/> Rwanda <input type="checkbox"/> Seychelles <input type="checkbox"/> Sudan	<input checked="" type="checkbox"/> World <input type="checkbox"/> (Extra COMESA) <input type="checkbox"/> [Africa] <input type="checkbox"/> [Antarctica] <input type="checkbox"/> [Asia]	<input checked="" type="checkbox"/> 2005 <input checked="" type="checkbox"/> 2006 <input checked="" type="checkbox"/> 2007 <input checked="" type="checkbox"/> 2008 <input checked="" type="checkbox"/> 2009

Summarise Results?

go!

^^ GO BACK and Request for a New REPORT

Merchandise Aggregate Trade Summary. Partner: World

 EXPORT to EXCEL ^^

Host	Flow	Partner	Year	Month	Amount (US\$)
Rwanda	Export	World	2005	Aggregate	107,651,091.89
Rwanda	Export	World	2006	Aggregate	122,940,899.91
Rwanda	Export	World	2007	Aggregate	148,262,545.74
Rwanda	Export	World	2008	Aggregate	347,773,620.04
Rwanda	Export	World	2009	Aggregate	188,680,150.29
Rwanda	Import	World	2005	Aggregate	415,244,863.30
Rwanda	Import	World	2006	Aggregate	650,993,847.08
Rwanda	Import	World	2007	Aggregate	688,797,832.28
Rwanda	Import	World	2008	Aggregate	1,173,325,264.34
Rwanda	Import	World	2009	Aggregate	1,257,632,013.57
Rwanda	Re-Export	World	2005	Aggregate	39,175,011.29
Rwanda	Re-Export	World	2006	Aggregate	14,792,575.74
Rwanda	Re-Export	World	2007	Aggregate	12,765,974.64
Rwanda	Re-Export	World	2008	Aggregate	52,219,394.52
Rwanda	Re-Export	World	2009	Aggregate	23,197,839.70

Indicators

COMSTAT - Statistical Database - Windows Internet Explorer

http://comstat.comesa.int/

File Edit View Favorites Tools Help

MSN.com COMSTAT - Statistical Da...

Common Market for Eastern and Southern Africa

STATISTICAL DATABASE { COMSTAT }

Today: 01/11/2010

- Merchandise Trade
- Tariffs
- Indicators
- Code Descriptions
- Downloads
- Related links

You Now have Access to

- Trade Integration
- Economic Indicators
- Infrastructure Indicators
 - Energy
 - Roads
 - Ports
 - Corridors
 - ICT

Use Trade Statistics vs News

Welcome Wilson Chizebuka to COMSTAT

You can send us a Comment or a Request

LOGOUT

News & Events

Coming Soon!!

About the Data

COMESA is a region dedicated to regional integration, with trade and investment as critical arms of this process.

Cardinal to the monitoring of this process is the role played by statistics. The COMESA treaty clearly highlights the role of statistics in the integration monitoring process. In the treaty's vision for a "Common Market Information System", it states *inter alia* that;

"The Member States undertake to co-operate in the field of statistics in order to create an enabling environment for the regular flow of up to date, reliable, harmonized and comparable statistical data on various sectors of economic activity, required for an efficient implementation of the objectives of the Common Market."

The COMSTAT database is a dissemination tool for statistics in various areas that are critical for monitoring the performance of the COMESA's regional integration program.

The statistical domains currently covered in COMSTAT are;

- Merchandise Trade Statistics

Number of Visitors: 22465

^^ Navigate BACK

Internet 100%

start Chaminuka COMSTAT - Statistical... Microsoft PowerPoint ... Document1 - Microsof...

3:34 PM


Downloads

COMSTAT - Statistical Database - Windows Internet Explorer

http://comstat.comesa.int/

File Edit View Favorites Tools Help

MSN.com COMSTAT - Statistical Da... X

Common Market for Eastern and Southern Africa  **STATISTICAL DATABASE { COMSTAT }** Today: 01/11/2010

- Merchandise Trade
- Tariffs
- Indicators
- Code Descriptions
- Downloads
- Related links

Welcome..
You've now logged in

Welcome Wilson Chizebuka to **COMSTAT**

You can send us a Comment or a Request

LOGOUT

Research and Publications	Statistical Briefs
Frequently Asked Tables (FATS)	Merchandise Trade Statistical Bulletins
	Country Trade Statistics

News & Events
Coming Soon!!

About the Data ^^ Navigate BACK

COMESA is a region dedicated to regional integration, with trade and investment as critical arms of this process.

Cardinal to the monitoring of this process is the role played by statistics. The COMESA treaty clearly highlights the role of statistics in the integration monitoring process. In the treaty's vision for a "Common Market Information System", it statesinter alia that:

"The Member States undertake to co-operate in the field of statistics in order to create an enabling environment for the regular flow of up to date, reliable, harmonized and comparable statistical data on various sectors of economic activity, required for an efficient implementation of the objectives of the Common Market."

The COMSTAT database is a dissemination tool for statistics in various areas that are critical for monitoring the performance of the COMESA's regional integration program.

The statistical domains currently covered in COMSTAT are;

- Merchandise Trade Statistics

Number of Visitors: **22470**

** See COMSTAT Survey **



STATISTICAL DATABASE - COMSTAT

Today: 01/11/2010

^^ Navigate BACK

COMSTAT MENU

Statistics Briefs

Search for:

Details found: 2
Page 1 of 1

Records Per Page:

	<input type="checkbox"/>	File Name
	<input checked="" type="checkbox"/>	China Statistical Brief
	<input checked="" type="checkbox"/>	Data Quality Statistical Brief



STATISTICAL DATABASE = COMSTAT

Today: 01/11/2010

^^ Navigate BACK

COMSTAT MENU

Merchandise Trade Statistics Bulletins

Search for: Any field Contains Search Show all Details found: 6 Records Per Page: Page 1 of 1 20

<input type="checkbox"/>	File Name
<input checked="" type="checkbox"/>	COMESA Merchandise Trade Statistics Bulletin 6 - 2007 EN
<input checked="" type="checkbox"/>	<u>COMESA Merchandise Trade Statistics Bulletin 3 - December 2002 EN</u>
<input checked="" type="checkbox"/>	COMESA Merchandise Trade Statistics Bulletin 4 - December 2004 EN
<input checked="" type="checkbox"/>	COMESA Merchandise Trade Statistics Bulletin 5 - 2006 EN
<input checked="" type="checkbox"/>	COMESA Merchandise Trade Statistics Bulletin 3 - December 2002 FR
<input checked="" type="checkbox"/>	COMESA Merchandise Trade Statistics Bulletin No.7 - 2008



^^ Navigate BACK

COMSTAT MENU

COMSTAT MENU

Country Profiles

Search for:

Any field

Contains

Search

Show all

Details found:

19

Page 1 of 1

Records Per

Page:

20

<input type="checkbox"/>	File Name
<input checked="" type="checkbox"/>	Burundi's Trade Profile - 2007
<input checked="" type="checkbox"/>	Egypt's Trade Profile
<input checked="" type="checkbox"/>	Uganda's Trade Profile 2007
<input checked="" type="checkbox"/>	Zambia's Trade Profile - 2007
<input type="checkbox"/>	Comoros Trade Profile - 2007
<input type="checkbox"/>	D.R. Congo Trade Profile - 2007
<input type="checkbox"/>	Djibouti Trade Profile - 2007
<input type="checkbox"/>	Eritrea's Trade Profile - 2007
<input type="checkbox"/>	Ethiopia's Trade Profile - 2007



STATISTICAL DATABASE - COMSTAT

Today: 01/11/2010

^^ Navigate BACK



About COMSTAT

Downloads

Related Links

Contact Us



Frequently Asked Tables

Search for:

Any field

Contains

Search

Show all

Details found: 8
Page 1 of 1

Records Per Page: 20

Filename

Extra-COMESA Major Imports by HS: 2008

Global COMESA Trade Performance: 1997 - 2008

Extra-COMESA Major Imports by Chapter: 2008

Intra-COMESA Import Trade Shares (%): 2004 - 2008

Intra-COMESA Top Export Products and Rankings: 200

Intra-COMESA Trade by Flow by Country: 2004 - 2008

Intra-COMESA Trade Performance: 1997 - 2008

Intra-COMESA Export Trade Shares (%): 2004 - 2008

Codes and Descriptions

COMSTAT - Statistical Database - Windows Internet Explorer

http://comstat.comesa.int/

File Edit View Favorites Tools Help

MSN.com COMSTAT - Statistical Da...

Chapters Quick jump: Chapters Advanced search Export results Printer-friendly version Print all pages

Search for: Any field Contains Details found: 98 Records Per Page: 20

Search Show all Page 1 of 5

Export selected Print selected

<input type="checkbox"/>	Chapter	Product Description
<input type="checkbox"/>	01	Live animals
<input type="checkbox"/>	02	Meat and edible meat offal
<input type="checkbox"/>	03	Fish and crustaceans, molluscs and other aquatic invertebrates
<input type="checkbox"/>	04	Dairy produce; birds' eggs; natural honey; edible products of animal origin, not More ...
<input type="checkbox"/>	05	Products of animal origin not elsewhere specified or included
<input type="checkbox"/>	06	Live trees and other plants; bulbs, roots and the like; cut flowers and ornament More ...
<input type="checkbox"/>	07	Edible vegetables and certain roots and tubers
<input type="checkbox"/>	08	Edible fruit and nuts; peel of citrus fruits or melons
<input type="checkbox"/>	09	Coffee, tea, mate and spices
<input type="checkbox"/>	10	Cereals
<input type="checkbox"/>	11	Products of the milling industry; malt; starches; inulin; wheat gluten
<input type="checkbox"/>	12	Oil seeds and oleaginous fruits; miscellaneous grains, seeds and fruit; industri More ...
<input type="checkbox"/>	13	Lacs; gums, resins and other vegetable saps and extracts
<input type="checkbox"/>	14	Vegetable plaiting materials; vegetable products not elsewhere specified or incl More ...
<input type="checkbox"/>	15	Animal or vegetable fats and oils and their cleavage products; prepared edible f More ...
<input type="checkbox"/>	16	Preparations of meat, fish or crustaceans, molluscs or other aquatic invertebrat More ...

Done

Internet 100%

start Chaminuka COMSTAT - Statistical... Microsoft PowerPoint ... Document1 - Microsof...

4:14 PM

Comesa Countries

Quick jump:

Comesa Countries

Advanced search

Export results

Printer-friendly version

Print all pages

Search for:

Any field

Contains

Search

Show all

Details found:

20

Page 1 of 1

Records Per Page:

Page:

20

Export selected Print selected

<input type="checkbox"/>	Code	Country Name
<input type="checkbox"/>	CD	Congo DR
<input type="checkbox"/>	DJ	Djibouti
<input type="checkbox"/>	EG	Egypt
<input type="checkbox"/>	ER	Eritrea
<input type="checkbox"/>	ET	Ethiopia
<input type="checkbox"/>	KE	Kenya
<input type="checkbox"/>	KM	Comoros
<input type="checkbox"/>	LY	Libya
<input type="checkbox"/>	MG	Madagascar
<input type="checkbox"/>	MU	Mauritius
<input type="checkbox"/>	MW	Malawi
<input type="checkbox"/>	RW	Rwanda
<input type="checkbox"/>	SC	Seychelles
<input type="checkbox"/>	SD	Sudan
<input type="checkbox"/>	SZ	Swaziland

Headings

Quick jump:

Advanced search

Export results



Printer-friendly version



Print all pages

Search for:

Any field

Contains

Details found:
1245
Page 1 of 63

Records Per Page:
20

Search

Show all

Export selected Print selected

<input type="checkbox"/>	ChapHead	Heading Description
<input type="checkbox"/>	0101	Live horses, asses, mules and hinnies
<input type="checkbox"/>	0102	Live bovine animals
<input type="checkbox"/>	0103	Live swine
<input type="checkbox"/>	0104	Live sheep and goats
<input type="checkbox"/>	0105	Live poultry, "fowls of the species Gallus domesticus, ducks, geese, turkeys and More ...
<input type="checkbox"/>	0106	Live animals (excl. horses, asses, mules, hinnies, bovine animals, swine, sheep, More ...
<input type="checkbox"/>	0201	Meat of bovine animals, fresh or chilled
<input type="checkbox"/>	0202	Meat of bovine animals, frozen
<input type="checkbox"/>	0203	Meat of swine, fresh, chilled or frozen
<input type="checkbox"/>	0204	Meat of sheep or goats, fresh, chilled or frozen
<input type="checkbox"/>	0205	Meat of horses, asses, mules or hinnies, fresh, chilled or frozen
<input type="checkbox"/>	0206	Edible offal of bovine animals, swine, sheep, goats, horses, asses, mules or hin More ...
<input type="checkbox"/>	0207	Meat and edible offal of fowls of the species Gallus domesticus, ducks, geese, t More ...

Done



STATISTICAL DATABASE - COMSTAT

Today: 01/11/2010

^^ Navigate BACK



- Merchandise Trade
- Tariffs
- Indicators
- Code Descriptions
- Downloads
- Contact Us
- HOME

HS2007

Quick jump:

Advanced search

Export results

Printer-friendly version

Print all pages

Search for:

Details found: 5117
Page 1 of 256

Records Per Page:

Export selected Print selected

<input type="checkbox"/>	Product Description	Sector	HSCODE
<input type="checkbox"/>	Live horses, asses, mules and hinnies.- Pure-bred breeding animals	Food	010110
<input type="checkbox"/>	Live horses, asses, mules and hinnies.- Other	Food	010190
<input type="checkbox"/>	Live bovine animals.- Pure-bred breeding animals	Food	010210
<input type="checkbox"/>	Live bovine animals.- Other	Food	010290
<input type="checkbox"/>	Live swine.- Pure-bred breeding animals	Food	010310
<input type="checkbox"/>	Live swine.-- Weighing less than 50 kg	Food	010391
<input type="checkbox"/>	Live swine.-- Weighing 50 kg or more	Food	010392
<input type="checkbox"/>	Live sheep and goats.- Sheep	Food	010410

RIAs

Quick jump: RIA's

Advanced search

Export results



Printer-friendly version



Print all pages

Search for:

Any field

Contains

Details found:

11

Records Per Page:

Page 1 of 1

20

Search

Show all

Export selected Print selected

<input type="checkbox"/>	RIA Id	Group FullName
<input type="checkbox"/>	0	*Countries not belonging to an RIA *
<input type="checkbox"/>	1	Common Market for Eastern and Southern Africa
<input type="checkbox"/>	2	Association of South East Asian Nations
<input type="checkbox"/>	3	Economic Community fo West African States
<input type="checkbox"/>	4	European Union
<input type="checkbox"/>	5	Free Trade Area of the Americas
<input type="checkbox"/>	6	North American Free Trade Agreement
<input type="checkbox"/>	7	Southern African Customs Union
<input type="checkbox"/>	8	Southern African Development Community
<input type="checkbox"/>	9	East African Community
<input type="checkbox"/>	10	Indian Ocean Commission
Count: 11		



STATISTICAL DATABASE - COMSTAT

Today: 01/11/2010

^^ Navigate BACK



- [Merchandise Trade](#)
- [Tariffs](#)
- [Indicators](#)
- [Code Descriptions](#)
- [Downloads](#)
- [Contact Us](#)
- [HOME](#)

Sectors

Quick jump: Sectors

Advanced search

Export results

Printer-friendly version

Search for: Any field Contains

Details found: 6
Page 1 of 1

Records Per Page: 20

Export selected Print selected

<input type="checkbox"/>	SECT ID	Sector Description
<input type="checkbox"/>	1	Food
<input type="checkbox"/>	2	Agricultural Raw Materials
<input type="checkbox"/>	3	Fuels
<input type="checkbox"/>	4	Ores and Metals
<input type="checkbox"/>	5	Manufactures
<input type="checkbox"/>	6	Other Products
Count: 6		

Other related links

COMSTAT Statistical Database - Windows Internet Explorer

http://comstat.comesa.int/related_links_out.php

File Edit View Favorites Tools Help

COMSTAT Statistical Database

Common Market for Eastern and Southern Africa

STATISTICAL DATABASE - COMSTAT Today: 01/11/2010

WELCOME to COMESA STATISTICAL DATABASE

- About COMSTAT
- Downloads
- Related Links
- Contact Us

News & Events

Coming Soon!!

RELATED LINKS [^^ Navigate BACK](#)

COMESA Secretariat

- Southern African Development Community SADC
- East African Community EAC
- Economic Community for West African States ECOWAS
- New Partnership for Africa's Development NEPAD

COMESA National Statistical Offices

- Uganda Bureau of Statistics
- CAPMAS Egypt
- Institut National De la Statistique
- National Statistical Office, Malawi
- CSO Swaziland
- CSO Zambia

Other Useful Links

- United Kingdom
- World Bank
- World Health Organisation
- UNSD
- Food and Agriculture Organisation

** See COMSTAT Survey **

Internet 100%

start Chaminuka COMSTAT - Statistical... COMSTAT Statistical ... Microsoft PowerPoint ... 4:49 PM

Thank you