

## NCDP Questionnaire 2006

### National Compilation and Dissemination Practices



**Ronald Jansen**

Chief, International Trade Statistics  
Section

United Nations Statistics Division

Email: [Jansen1@un.org](mailto:Jansen1@un.org)

Tel: 212-963-5980

## **NCDP Questionnaire PART I**

**Section 1: Institutional arrangements**

**Section 2: Sources of data**

**Section 3: Coverage and Time of recording**

**Section 4: Customs procedures**

**Section 5: Trade system**

**Section 6: Commodity classifications and  
Quantity measurement**

## **NCDP Questionnaire PART I**

**Section 7: Valuation and currency conversion**

**Section 8: Partner country**

**Section 9: Data Quality Control**

**Section 10: Mode of transport**

**Section 11: Reporting and dissemination**


## **NCDP Questionnaire PART II**

**Details on INCLUSIONS and  
EXCLUSIONS of particular items in the  
international merchandise trade statistics**

**Section 12: Inclusions**

**Section 13: Exclusions**

## Section 1: Institutional arrangements

1.01  Is your national methodology of compilation and dissemination of foreign merchandise trade statistics based on IMTS, Rev.2 ?

1.02 Is the National Statistical Office the responsible agency for the compilation and dissemination of trade statistics ?  
If No, please specify in the Comments field which agency is responsible for this.

## Section 1: Institutional arrangements

1.01 Is your national methodology of compilation and dissemination based on I	Code	Yes%	No%	N/A%	CS
1.02 Is the National agency for trade statistics	1.01	72.5%	12.1%	15.4%	
If No, please specify in the Comments field which agency is responsible for this.	1.02	79.1%	16.5%	4.4%	

## Section 1: Institutional arrangements

Code	Yes %	No %	N/A %
1.01 Is your national methodology of compilation and dissemination based on ICS			
1.02 Is the National agency for trade statistics			
If No, please specify which agency is responsible for this.			

## Section 1: Institutional arrangements

		Do the following agencies provide data to your office for use in the compilation of the trade statistics:
<b>1.03</b>		Customs administration
<b>1.04</b>		Central Bank
<b>1.05</b>		Commodity board <i>If Yes, please specify in Comments field</i>
<b>1.06</b>		National Energy Agency
<b>1.07</b>		Other, <i>If Yes, please specify in Comments field</i>



## Section 1: Institutional arrangements

		Code	Yes%	No%	N/A%
<b>1.03</b>		1.03	95.6%	1.1%	3.3%
<b>1.04</b>		1.04	18.7%	71.4%	9.9%
<b>1.05</b>		1.05	11.0%	72.5%	16.5%
<b>1.06</b>		1.06	25.3%	61.5%	13.2%
<b>1.07</b>		1.07	42.9%	34.1%	23.1%

## Section 1: Institutional arrangements

		Detailed description of institutional arrangements for			
		Code	Yes%	No%	N/A%
<b>1.03</b>		<b>Code</b>			
		1.03	100.0%	0.0%	0.0%
<b>1.04</b>		1.03	7.7%	84.6%	7.7%
		1.04	7.7%	76.9%	15.4%
<b>1.05</b>		1.04	30.8%	61.5%	7.7%
		1.05	30.8%	46.2%	23.1%

## UN Recommendations

Compilers should establish good working arrangements with the organizations that keep records relevant to trade statistics

## Section 1: Institutional arrangements

1.08	Does your office have any memorandum of understanding or any similar working agreement with any of the mentioned agencies?
1.09	If you have working agreements with other agencies, does your office regularly meet or consult with these agencies before release of the trade statistics?

## Section 1: Institutional arrangements

1.08	Do you have a trade agreement with...	Code	Yes%	No%	N/A%
1.09	If you have a trade agreement with...	1.08	63.7%	30.8%	5.5%
		1.09	38.5%	44.0%	17.6%

## Section 1: Institutional arrangements

Code	Code	Yes%	No%	N/A%
1.08	Do you have a trade agreement with...			
1.09	If you have a trade agreement...			
	1.08	76.9%	15.4%	7.7%
	1.09	53.8%	30.8%	15.4%

## UN Recommendations

Compilers should also initiate, whenever appropriate, modifications to national legislation or relevant administrative regulations in order to establish a solid foundation for enhancing the quality and timeliness of trade statistics.

## Section 2: Sources of Data

2.01 Are customs declarations the main source of data?  
*If No, please specify your main source of data in the Comments field*

Do you use the following as additional sources of data:

2.02	Foreign shipping manifests
------	----------------------------

2.03	Currency exchange records or other records of monetary authorities
------	--



## Section 2: Sources of Data

Code	Yes%	No%	N/A%
2.01	89.0%	9.9%	1.1%
2.02	11.0%	81.3%	7.7%
2.03	27.5%	63.7%	8.8%

## Section 2: Sources of Data

2.01 Are customs declarations the main source of data? <i>If No</i>		<i>in</i>			
<i>the C</i>		Code	Yes%	No%	N/A%
Do you use	2.01	2.01	92.3%	0.0%	7.7%
2.02	For	2.02	23.1%	69.2%	7.7%
2.03	C	2.03	38.5%	53.8%	7.7%
	moneta	2.03			

## Section 2: Sources of Data

2.04	Parcel and letter post records
2.05	Aircraft and ship registers
2.06	Reports of commodity boards
2.07	Administrative records associated with taxation
2.08	Enterprise surveys
2.09	Other <i>if Yes, please provide examples in Comments</i>


## Section 2: Sources of Data

2.04	Part	Code	Yes%	No%	N/A%
2.05	Air	2.03	27.5%	63.7%	8.8%
2.06	Rep	2.04	26.4%	65.9%	7.7%
		2.05	20.9%	68.1%	11.0%
2.07	Ad	2.06	11.0%	76.9%	12.1%
		2.07	28.6%	61.5%	9.9%
2.09	Oth <i>if Y</i>	2.08	27.5%	60.4%	12.1%
		2.09	13.2%	46.2%	40.7%

## Section 2: Sources of Data

2.04	Part	Code	Yes%	No%	N/A%	
2.05	Air	2.03	Code	Yes%	No%	N/A%
2.06	Rep	2.04	2.04	53.8%	46.2%	0.0%
2.07	Ad	2.05	2.05	38.5%	46.2%	15.4%
		2.06	2.06	15.4%	69.2%	15.4%
2.08	Ent	2.07	2.07	30.8%	69.2%	0.0%
2.09	Oth	2.08	2.08	7.7%	76.9%	15.4%
	<i>if Y</i>	2.09	2.09	15.4%	38.5%	46.2%

## Section 3: Coverage and Time of Recording

 3.01 As a general rule, do you include in trade statistics goods which enter (imports) or leave (exports) your economic territory (except for goods in transit and temporary admissions/ withdrawals)

3.02 Do you use change of ownership (between residents and non-residents) as a basis for inclusion of certain goods in trade statistics? If Yes, please provide examples in Comments

## Section 3: Coverage and Time of Recording

3.01 As a general rule, do you include in trade statistics goods which are economic in nature but are temporary in nature?



Code	Yes%	No%	N/A%
3.01	93.4%	2.2%	4.4%
3.02	27.5%	63.7%	8.8%

3.02 Do you use the following codes for goods in trade statistics?  
 and non-temporary goods in trade statistics?  
 examples

## Section 3: Coverage and Time of Recording

3.01 As a general rule, do you include in trade statistics goods which are classified in the Harmonized System (HS) but which are not economic goods, such as temporary imports, goods in transit, etc.?



Code	Yes%	No%	N/A%
3.01	84.6%	7.7%	7.7%
3.02	0.0%	92.3%	7.7%



## Section 3: Coverage and Time of Recording

3.03 Can your office compile detailed commodity by partner trade statistics on the basis of change of ownership?

3.04 Do you use date of lodgement of the customs declaration as an approximation for the time when goods enter/leave your territory?  
*If No*, please indicate which dates are used for this purpose in the Comments field.

## Section 3: Coverage and Time of Recording

3.03 Can your office compile detailed commodity by partner trade statistics on the basis of change of ownership?

3.04 Do you use declaration goods entered  
*If No*, please  
purpose in t

Code	Yes%	No%	N/A%
3.03	23.1%	70.3%	6.6%
3.04	75.8%	20.9%	3.3%

## Section 3: Coverage and Time of Recording

3.03 Can your office compile detailed commodity by partner trade statistics on the basis of change of ownership?


3.04 Do you use Code of origin declaration goods entered? *If No*, please state purpose in

Code	Yes%	No%	N/A%
3.03	15.4%	84.6%	0.0%
3.04	69.2%	30.8%	0.0%

## Customs Definition

Date of lodgement: the date on which the customs accepts the declarations submitted by importers, exporters or their agent;

## Section 4: Customs Procedures

4.01  Does your country use the Kyoto Convention (the International Convention on the Simplification and Harmonization of Customs procedures) as the basis for the definitions of customs procedures?

## Section 4: Customs Procedures

4.01 Does your country use the Kyoto



Convention  
on the  
of Cu  
the de  
ization  
is for  
ures?

Code	Yes%	No%	N/A%
4.01	72.5%	13.2%	14.3%

## Section 4: Customs Procedures

### 4.01 Does your country use the Kyoto




Convention on the Harmonization of Customs Procedures for the Development of International Trade

Code	Yes%	No%	N/A%
4.01	84.6%	7.7%	7.7%

## Section 4: Customs Procedures

Does the recording by customs procedures allow for the identification of:

4.02	Importation of goods under clearance for home use
4.03	Re-importation of goods in the same state
4.04 	Exportation of domestic goods (outright exportation)
4.05	Temporary admission of goods subject to re-exportation in the same state



## Section 4: Customs Procedures

Does the recording by customs procedures allow for the identification

	Code	Yes%	No%	N/A%	
4.02	4.02	86.8%	9.9%	3.3%	ome
4.03	4.03	86.8%	5.5%	7.7%	
4.04	4.04	79.1%	11.0%	9.9%	
	4.05	82.4%	8.8%	8.8%	
4.05	Temporary admission of goods subject to re-exportation in the same state				

## Section 4: Customs Procedures

Does the recording by customs procedures allow for the identification of...

Code	Code	Yes%	No%	N/A%	
4.02	4.02	76.9%	23.1%	0.0%	ome
4.03	4.03	76.9%	7.7%	15.4%	
4.04	4.04	69.2%	15.4%	15.4%	
4.05	4.05	69.2%	15.4%	15.4%	e-

## Section 4: Customs Procedures

Does the recording by customs procedures allow for the identification of:

4.06	Re-exportation of goods in the same state
4.07	Temporary admission of goods for inward processing
4.08	Goods leaving the country after inward processing
4.09	Temporary exportation of goods for outward processing

## Section 4: Customs Procedures

Does the recording by customs procedures allow for the identification

		Code	Yes%	No%	N/A%	
4.06	Re-	4.06	87.9%	4.4%	7.7%	te
4.07	Temp	4.07	73.6%	13.2%	13.2%	urd
	proc	4.08	71.4%	14.3%	14.3%	
4.08	Good	4.09	72.5%	14.3%	13.2%	
4.09	proc					
4.09	Temporary exportation of goods for outward processing					

## Section 4: Customs Procedures

Does the recording by customs procedures allow for the identification

		Code	Yes%	No%	N/A%
4.06	Re-	4.06			
4.07	Temp	4.06	61.5%	23.1%	15.4%
	proc	4.07	46.2%	30.8%	23.1%
4.08	Good	4.08	46.2%	30.8%	23.1%
	proc	4.09	46.2%	30.8%	23.1%
4.09	Tempora	4.09	46.2%	30.8%	23.1%
	processing				

## Section 4: Customs Procedures

Does the recording by customs procedures allow for the identification of:

4.10	Re-importation of goods after temporary exportation for outward processing
4.11	Goods admitted into a customs warehouse?
4.12	Goods leaving a customs warehouse?
4.13	Goods admitted into a commercial free zone (zones where only minimal repackaging and similar processing of goods is allowed) ?

## Section 4: Customs Procedures

Does the recording by customs procedures allow for the identification of goods?

	Code	Yes%	No%	N/A%	
4.10	4.10	79.1%	11.0%	9.9%	...ry
4.11	4.11	75.8%	9.9%	14.3%	...ouse?
4.12	4.12	75.8%	7.7%	16.5%	
4.13	4.13	60.4%	16.5%	23.1%	...e zone (zones where only minimal repackaging and similar processing of goods is allowed) ?

## Section 4: Customs Procedures

Does the recording by customs procedures allow for the

Code	Code	Yes%	No%	N/A%
4.10	4.10			
4.11	4.10	53.8%	30.8%	15.4%
4.12	4.11	46.2%	7.7%	46.2%
4.13	4.12	46.2%	7.7%	46.2%
	(zones similar processing of goods is allowed) ?	46.2%	38.5%	15.4%



## Section 4: Customs Procedures

Does the recording by customs procedures allow for the identification of:

4.14	Goods leaving a commercial free zone?
4.15	Goods admitted into an industrial free zone (zones where specific processing or manufacturing of goods is allowed)?
4.16	Goods leaving an industrial free zone?
4.17	Goods in customs transit?

## Section 4: Customs Procedures

Does the recording by customs procedures allow for the identification of goods in transit?

	Code	Yes%	No%	N/A%
4.14	4.14	59.3%	18.7%	22.0%
4.15	4.15	57.1%	18.7%	24.2%
	4.16	59.3%	16.5%	24.2%
4.16	4.17	56.0%	34.1%	9.9%
4.17	Goods in customs transit?			

## Section 4: Customs Procedures

Does the recording by customs procedures allow for the identification of...

Code	Code	Yes%	No%	N/A%
4.14	4.14	53.8%	30.8%	15.4%
4.15	4.15	53.8%	30.8%	15.4%
4.16	4.16	61.5%	23.1%	15.4%
4.17	Goods in	46.2%	30.8%	23.1%

## Section 5: Trade System

Do you include in your trade statistics goods entering or leaving the following territorial elements

5.01	industrial free zones
5.02	commercial free zones
5.03	customs warehouses
5.04	premises designated for inward processing

## Section 5: Trade System

Do you intend to leave the premises designated for inward processing or		Code	Yes%	No%	N/A%
		5.01	54.9%	23.1%	22.0%
5.01		5.02	52.7%	25.3%	22.0%
5.02		5.03	68.1%	23.1%	8.8%
5.03		5.04	63.7%	19.8%	16.5%
5.04	premises designated for inward processing				

## Section 5: Trade System

Do you intend to leave the country for a period of 12 months or more during or after the reporting period?		Code	Yes%	No%	N/A%
5.01	5.01	Code	Yes%	No%	N/A%
5.01	5.02	5.01	76.9%	7.7%	15.4%
5.02	5.03	5.02	76.9%	15.4%	7.7%
5.03	5.04	5.03	84.6%	15.4%	0.0%
5.04	premi	5.04	46.2%	38.5%	15.4%

## Section 5: Trade System

Do you include in your trade statistics goods entering or leaving the following territorial elements

5.05	territorial waters, and continental shelf
5.06	offshore territories, possessions, dependencies etc (including outer space installations).
5.07	your country's embassies, military bases and other territorial enclaves in other countries

## Section 5: Trade System

Do you	Code	Yes%	No%	N/A%	entering or
leaving	5.05	36.3%	31.9%	31.9%	
5.05	5.06	20.9%	40.7%	38.5%	self
5.06	5.07	15.4%	63.7%	20.9%	dependencies
					ons).
5.07	your country's embassies, military bases and other territorial enclaves in other countries				



## Section 5: Trade System

Do you	Code	Yes%	No%	N/A%	entering or
leaving	5.05	Code	Yes%	No%	N/A%
5.05	5.06	5.05	23.1%	38.5%	38.5%
5.06	5.07	5.06	23.1%	38.5%	38.5%
		5.07	7.7%	76.9%	15.4%
5.07	you		--	--	--
	other territorial enclaves in other countries				

## Section 5: Trade System

5.10 Do you disseminate trade statistics **only** according to the general trade system ?



5.11 Do you disseminate trade statistics **only** according to the special trade system ?



5.12 Do you disseminate trade statistics according to **both** the general **and** special trade system ?



## Section 5: Trade System

Code	Yes%	No%	N/A%
5.10	45.1%	48.4%	6.6%
5.11	39.6%	52.7%	7.7%
5.12	18.7%	59.3%	22.0%



## Section 5: Trade System

Code	Code	Yes%	No%	N/A%
5.10	5.10	84.6%	15.4%	0.0%
5.11	5.11	15.4%	84.6%	0.0%
5.12	5.12	15.4%	69.2%	15.4%

## Section 6: Commodity classifications and Quantity measurement

**6.01** Do you use the Harmonized System (HS) as the basis for your detailed commodity trade database? If Yes, please give the number of digits at which you maintain your commodity codes in the Comment field.

**6.02** Do you use the Harmonized System for dissemination purposes?

## Section 6: Commodity classifications and Quantity measurement

6.01	Do you use the Harmonized System for dissemination purposes?	Code	Yes%	No%	N/A%	the base?
	If Yes, you may use the Harmonized System for dissemination purposes?	6.01	93.4%	2.2%	4.4%	base?
	6.02	6.02	86.8%	7.7%	5.5%	which

## Section 6: Commodity classifications and Quantity measurement

Code	Yes%	No%	N/A%
6.01	100.0%	0.0%	0.0%
6.02	100.0%	0.0%	0.0%

## Section 6: Commodity classifications and Quantity measurement

**6.03** Do you publish any data in terms of Standard International Trade Classification (SITC) ?

**6.04** Do you publish any data in terms of Common Product Classification (CPC) ?

**6.05** Do you publish any data in terms of the Classification by Broad Economic Categories (BEC) ?

**6.06** Do you publish any data in terms of International Standard Industrial Classification of All Economic Activities (ISIC) ?





## Section 6: Commodity classifications and Quantity measurement

Code	Yes%	No%	N/A%
6.03	69.2%	28.6%	2.2%
6.04	7.7%	86.8%	5.5%
6.05	45.1%	47.3%	7.7%
6.06	19.8%	73.6%	6.6%



## Section 6: Commodity classifications and Quantity measurement

Code	Yes%	No%	N/A%
6.03	46.2%	53.8%	0.0%
6.04	15.4%	84.6%	0.0%
6.05	53.8%	38.5%	7.7%
6.06	30.8%	69.2%	0.0%



## Section 6: Commodity classifications and Quantity measurement

**6.07** Do you collect quantity data?

**6.08** Do you record or estimate net weight for quantity measurement of all commodities, where applicable?

**6.09** Do you record or estimate the World Customs Organizations (WCO) recommended units of quantity for each of the headings of the HS?

## Section 6: Commodity classifications and Quantity measurement

<b>6.07</b>	Do	Code	Yes%	No%	N/A%	
<b>6.08</b>	Do	6.07	92.3%	2.2%	5.5%	ity
	mea					
	app	6.08	75.8%	19.8%	4.4%	
<b>6.09</b>	Do	6.09	70.3%	20.9%	8.8%	
	Org					

quantity for each of the headings of the HS?

## Section 6: Commodity classifications and Quantity measurement

Code	Yes%	No%	N/A%
6.07	100.0%	0.0%	0.0%
6.08	53.8%	46.2%	0.0%
6.09	69.2%	30.8%	0.0%

quantity for each of the headings of the HS?

## Section 7: Valuation and currency conversion

7.01 Are you using provisions of the WTO Agreement on Valuation as the basis for calculating the statistical value of goods ?




7.02 Is the statistical value of imported goods a CIF-type value?

7.03 Are data for international freight and insurance associated with the importation of goods available separately?

7.04 Do you compile and publish value of imported goods as a FOB-type value?

7.05 Is the statistical value of exported goods an FOB-type value?

## Section 7: Valuation and currency conversion

	Code	Yes%	No%	N/A%	
7.01  As	7.01	57.1%	19.8%	23.1%	tion
7.02 Is	7.02	95.6%	2.2%	2.2%	
7.03 A th	7.03	38.5%	59.3%	2.2%	with
7.04 D ty	7.04	27.5%	69.2%	3.3%	FOB-
7.05 Is	7.05	97.8%	1.1%	1.1%	e?

## Section 7: Valuation and currency conversion

Code		Code	Yes%	No%	N/A%
7.01	As	7.01	46.2%	15.4%	38.5%
7.02	Is	7.02	100.0%	0.0%	0.0%
7.03	At	7.03	30.8%	69.2%	0.0%
7.04	D	7.04	15.4%	84.6%	0.0%
7.05	Is	7.05	100.0%	0.0%	0.0%



## Section 7: Valuation and currency conversion

7.06 Do you record and maintain information on the currency which was used in specifying the value on the customs declaration?

7.07 In conversion of foreign currencies into national currency, do you use a rate published by the official authorities of your country?

7.08 If both buying and selling rates are available, do you use for conversion purposes a midpoint between the two?

## Section 7: Valuation and currency conversion

Code	Yes%	No%	N/A%
7.06	60.4%	33.0%	6.6%
7.07	81.3%	2.2%	16.5%
7.08	28.6%	46.2%	25.3%

7.06 Do you use for conversion purposes the value on the invoice?

7.07 In cases where the invoice is not in the official currency of the country of origin, do you use the official rate of exchange?

7.08 If you use for conversion purposes a midpoint between the two?

## Section 7: Valuation and currency conversion

Code	Code	Yes%	No%	N/A%	on
7.06 Do you use the	7.06				
7.07 In currency aut	7.06	53.8%	46.2%	0.0%	ial
	7.07	92.3%	0.0%	7.7%	
7.08 If you use between the two?	7.08				
	7.08	46.2%	46.2%	7.7%	

## Section 8: Partner Country

8.01 Do you identify your trade partners on the basis of the definition of the statistical territory as given by your partners themselves?



Do you compile **import** statistics by:

8.02  country of origin?




8.03  *If Yes, do you broadly follow the origin criteria outlined in the Kyoto Convention?*

8.04 country of consignment?

8.05 country of purchase?

8.06 other? *If Yes, please specify in Comments field*

## Section 8: Partner Country

8.01 Do you define them	Code	Yes%	No%	N/A%	ers
 8.01	8.01	54.9%	15.4%	29.7%	
Do you co	8.02	87.9%	9.9%	2.2%	
8.02 	8.03	68.1%	4.4%	27.5%	
8.03 	8.04	47.3%	47.3%	5.5%	
8.04	8.05	28.6%	67.0%	4.4%	
8.05	8.06	11.0%	42.9%	46.2%	
8.06					

## Section 8: Partner Country

Code	Yes%	No%	N/A%	ers	
8.01 Do you define them	8.01	61.5%	7.7%	30.8%	
Do you co	8.02	76.9%	15.4%	7.7%	
8.02	8.03	38.5%	7.7%	53.8%	
8.03	8.04	38.5%	61.5%	0.0%	
8.04	8.05	23.1%	76.9%	0.0%	
8.05	8.06	7.7%	53.8%	38.5%	
8.06					

## Section 8: Partner Country

Do you **record** for **imports**:

8.07  country of requested preferential treatment

8.08  country of granted preferential treatment

Do you compile **export** statistics by:

8.09 country of last known destination?

8.10  country of consignment?

8.11  country of sale?

8.12 other? *If Yes, please specify in Comments field*

## Section 8: Partner Country

Do you	Code	Yes%	No%	N/A%	
8.07	8.07	20.9%	58.2%	20.9%	nt
8.08	8.08	29.7%	51.6%	18.7%	
Do you	8.09	93.4%	4.4%	2.2%	
8.09	8.10	18.7%	63.7%	17.6%	
8.10	8.11	19.8%	73.6%	6.6%	
8.11	8.12	3.3%	47.3%	49.5%	
8.12	other? <i>If Yes, please specify in Comments field</i>				



## Section 8: Partner Country

Do you	Code	Yes%	No%	N/A%
8.07	8.07	30.8%	46.2%	23.1%
8.08	8.08	30.8%	46.2%	23.1%
Do you	8.09	92.3%	7.7%	0.0%
8.09	8.10	38.5%	46.2%	15.4%
8.10	8.11	23.1%	76.9%	0.0%
8.11	8.12	0.0%	38.5%	61.5%
8.12	other! <i>If Yes, please specify in Comments field</i>			

## Section 9: Data Quality Control

9.01 Do you use a threshold value below which customs declarations are not required to be filed ? If Yes, please specify the level of the threshold in the Comments field




9.02 If you use a threshold value, do you make estimates of trade below the threshold and include them in your trade statistics ?

## Section 9: Data Quality Control

9.01 Do you declare customs values with customs authorities? If Yes, please provide the code.	Code	Yes%	No%	N/A%
Com	9.01	41.8%	47.3%	11.0%
	9.02	15.4%	40.7%	44.0%
9.02 If you use a threshold value, do you make estimates of trade below the threshold and include them in your trade statistics ?				

## Section 9: Data Quality Control

<p>9.01 Do you declare customs values to your customs authorities?</p> <p>Code</p> <p>9.01</p> 					<p>h customs</p> <p>Yes,</p> <p>e</p>
<p>9.02 If you use trade statistics, do you estimate the value of trade based on your trade statistics?</p> <p>Code</p> <p>9.02</p>	9.01	23.1%	61.5%	15.4%	<p>timates</p> <p>n in</p>
	9.02	7.7%	30.8%	61.5%	

## Section 9: Data Quality Control

9.03 Does the Customs administration of your country use ASYCUDA (Automated SYstem for CUstoms DAta) for automated entry and checking of customs declarations ?

9.04 Is physical inspection of cargo by Customs based on risk assessment?

9.05 Does the Customs administration of your country conduct seminars to train traders and their agents in the filing of customs declarations ?

## Section 9: Data Quality Control

Code	Yes%	No%	N/A%
9.03	42.9%	52.7%	4.4%
9.04	75.8%	5.5%	18.7%
9.05	78.0%	14.3%	7.7%

## Section 9: Data Quality Control

Code	Yes%	No%	N/A%
9.03	46.2%	53.8%	0.0%
9.04	76.9%	7.7%	15.4%
9.05	92.3%	0.0%	7.7%

## Section 9: Data Quality Control

9.06 Does your office use Eurotrace to process the customs records? If No, please specify which software you use for treating basic transactions





9.07 Do you use commodity prices or unit values to assess the credibility of customs records? If Yes, please specify in the Comments field



9.08 Do you use estimates to replace missing values at detailed record level? If Yes, please specify in the Comments field



## Section 9: Data Quality Control

Code	Yes%	No%	N/A%
9.06 Do you use customer software? 	16.5%	75.8%	7.7%
9.07 Do you use assembly plant? 	72.5%	24.2%	3.3%
9.08 Do you have detailed record level? If Yes, please specify in the Comments field	31.9%	58.2%	9.9%


## Section 9: Data Quality Control

Code	Code	Yes%	No%	N/A%
9.06	9.06	0.0%	76.9%	23.1%
9.07	9.07	76.9%	23.1%	0.0%
9.08	9.08	23.1%	69.2%	7.7%

## Section 9: Data Quality Control

9.09 Do you use estimates to replace missing quantities at detailed record level?

9.10 If Yes, do you use different estimation methods (for quantities) depending on the kind of commodities traded ? Please specify, if necessary.

9.11  Since the year 2000, did you conduct bilateral or multilateral reconciliation studies with your trading partners or do you plan to conduct such studies in the near future?

## Section 9: Data Quality Control

Code	Yes%	No%	N/A%
9.09	38.5%	50.5%	11.0%
9.10	16.5%	16.5%	67.0%
9.11	49.5%	36.3%	14.3%

9.09 Do you use estimates to replace missing quantities at detailed level?

9.10 If Yes, what methods (for commodities traded)?

9.11 Since the last year, have you conducted bilateral or multilateral reconciliation studies with your trading partners or do you plan to conduct such studies in the near future?




## Section 9: Data Quality Control

9.09	Do you use estimates to replace missing quantities at detailed level?	Code	Yes%	No%	N/A%	
9.10	If Yes, how many countries (for which data is available) have traded quantities?	9.09	Code	Yes%	No%	N/A%
		9.10	9.09	38.5%	61.5%	0.0%
9.11	Since the start of the survey, have you considered multilateral trading partners or countries for which data is available in the near future?	9.11	9.10	23.1%	7.7%	69.2%
		9.11	9.11	46.2%	30.8%	23.1%



## Section 10: Mode of Transportation

10.01 Do you compile trade statistics by mode of transport?	
	
10.02	air
10.03	sea
10.04	inland waterway
10.05	railway
10.06	road
10.07	pipeline
10.08	other? <i>If Yes, please specify in Comments field</i>

## Section 10: Mode of Transportation

Code	Code	Yes%	No%	N/A%	
10.01	10.01	69.2%	23.1%	7.7%	
10.02	10.02	69.2%	15.4%	15.4%	
10.03	10.03	69.2%	15.4%	15.4%	
10.04	10.04	0.0%	53.8%	46.2%	
10.05	10.05	38.5%	23.1%	38.5%	
10.06	10.06	46.2%	30.8%	23.1%	
10.07	10.07	15.4%	53.8%	30.8%	
10.08	10.08	23.1%	38.5%	38.5%	ield

## Section 11: Reporting and Dissemination

11.04 Do you make documentation on your sources and methods publicly available ?

11.05 Do you publicly announce scheduled release dates?

11.06 Do you make data available on a Web site?

11.07 Do you regularly revise data (when additional information is available)?



## Section 11: Reporting and Dissemination

Code	Yes%	No%	N/A%	and
11.04	76.9%	14.3%	8.8%	
11.05	64.8%	26.4%	8.8%	
11.06	85.7%	7.7%	5.5%	
11.07	90.1%	3.3%	6.6%	

information is available)?

## Section 11: Reporting and Dissemination

Code	Code	Yes%	No%	N/A%
11.04	11.04	61.5%	30.8%	7.7%
11.05	11.05	69.2%	23.1%	7.7%
11.06	11.06	69.2%	15.4%	15.4%
11.07	11.07	84.6%	15.4%	0.0%

## Section 11: Reporting and Dissemination

Do you make your **annual** data available:

11.08	according to the Gregorian calendar (January to December) ?
11.09	on any other period basis ? <i>if Yes, please specify in the Comments field</i>

## Section 11: Reporting and Dissemination

Do you make use of the following data?		Code	Yes%	No%	N/A%
11.08	and	11.08	92.3%	2.2%	5.5%
11.09	only	11.09	8.8%	52.7%	38.5%

*if Yes, please specify in the Comments field*

## Section 11: Reporting and Dissemination

Do you make use of the following codes in your trade data?		Code	Yes%	No%	N/A%	Country to
11.08	and	11.08	69.2%	23.1%	7.7%	
11.09	only if Yes	11.09	30.8%	46.2%	23.1%	

## Section 11: Reporting and Dissemination

11.10 Do you make aggregate data (by major trading partners or by commodity groups) publicly available on a monthly basis?

11.11 Do you make detailed data by commodity and partner publicly available on a quarterly basis?

11.12 When confidentiality is applied to certain products, do you always report the full trading partner detail at the next higher level of commodity aggregation that adequately protects confidentiality ?



## Section 11: Reporting and Dissemination

11.10 Do you make aggregate data (by major trading

part  
available

Code	Yes%	No%	N/A%
------	------	-----	------

11.11 Do  
part

11.10	75.8%	20.9%	3.3%
-------	-------	-------	------

and  
s?

11.12 Will

11.11	64.8%	27.5%	7.7%
-------	-------	-------	------

ing



pro  
part

11.12	57.1%	25.3%	17.6%
-------	-------	-------	-------

commodity aggregation that adequately protects confidentiality ?

## Section 11: Reporting and Dissemination

Code	Yes%	No%	N/A%
11.10	84.6%	15.4%	0.0%
11.11	61.5%	38.5%	0.0%
11.12	23.1%	46.2%	30.8%







Thank you for your  
attention