



UNITED NATIONS  
DEPARTMENT OF ECONOMIC AND SOCIAL AFFAIRS  
STATISTICS DIVISION

**Expert Group on International Merchandise Trade Statistics  
First meeting  
New York, 3-6 December 2007**

*Country Presentation*  
**Malaysia**

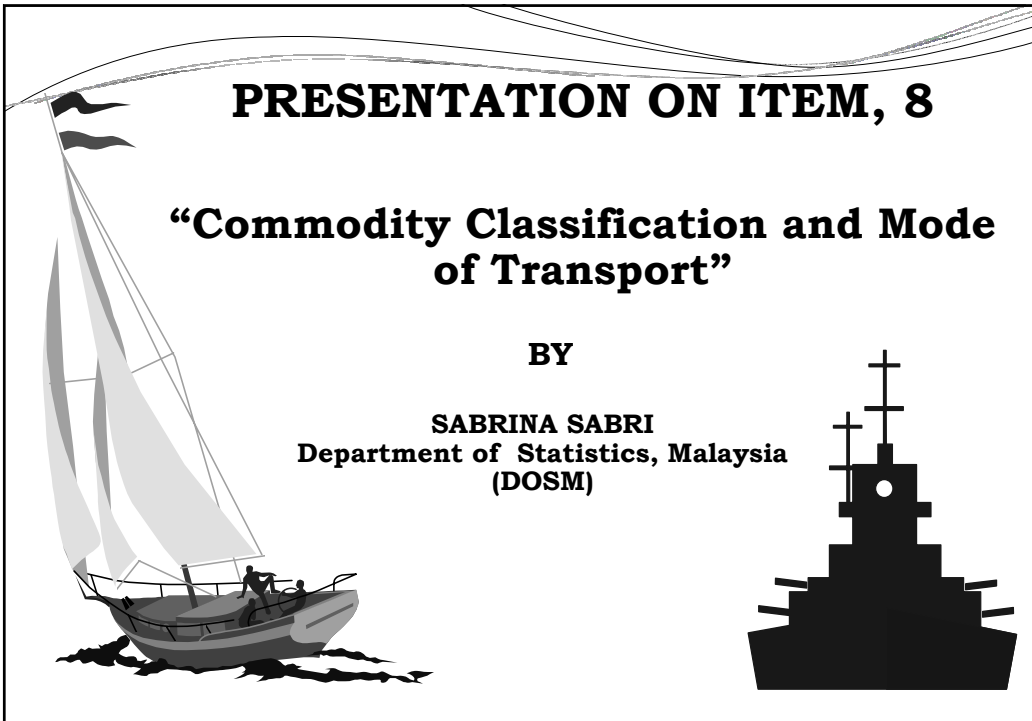
*Item 8: Commodity Classification*

## **PRESENTATION ON ITEM, 8**

### **“Commodity Classification and Mode of Transport”**

**BY**

**SABRINA SABRI**  
**Department of Statistics, Malaysia**  
**(DOSM)**



## **BACKGROUND**

Department of Statistics Malaysia (DOSM) is responsible for the collection, compilation and dissemination of external trade statistics for Malaysia.

## **SYSTEM OF RECORDING**

DOSM compiles and disseminates trade statistics following IMTS, Rev.2.

Adopting the 'general' system.

## **Imports**

Goods are regarded as imports when they are brought into the country either directly or into bonded warehouses.

- Valued on a c.i.f basis
- Classified according to the country of origin.


## **Exports**

Goods are regarded as exports when they are taken out of the country.

- Valued on f.o.b. basis.
- Classified according to the country of destination.


## **Re-Exports**

Goods are regarded as re-exports when they are taken out of the country in the same form as they were imported without any transformation.



National boundary of the country is used as the statistical frontier.

All goods entering or leaving the country are recorded.



Accordingly, goods entering or leaving customs bonded warehouses, Free Trade Zone and Free Zones are recorded in statistics.

## **COMMIDITY CLASSIFICATIONS**

External trade statistics of Malaysia were being compiled and classified on the basis of Harmonized Commodity description and coding system (HS 2002).

## **COMMIDITY CLASSIFICATIONS (Cont.)**

DOSM also publish and disseminate trade statistics by SITC Rev 3. and BEC.

DOSM do not publish any trade statistics in terms of CPC or ISIC.

## COMMODITY CLASSIFICATIONS (Cont.)

### SITC Rev. 3

10 sections (1 digit)



67 divisions (2 digit)



261 groups (3 digit)



1,033 subgroups (4 digit)



3,121 items (5 digit)

### HS 2002

21 sections



97 chapters



1,244 headings



5,225 subheadings

18,431 (9 digit)



## MODE OF TRANSPORT

DOSM collects and compiles trade statistics by mode of transport.

## **MODE OF TRANSPORT 2006**

<b>Mode</b>	<b>Exports(%)</b>	<b>Imports(s)</b>
<b>Sea</b>	<b>50.0</b>	<b>43.1</b>
<b>Air</b>	<b>34.2</b>	<b>36.4</b>
<b>Road</b>	<b>15.2</b>	<b>19.9</b>
<b>Pipeline</b>	<b>0.3</b>	<b>0.0</b>
<b>Railway</b>	<b>0.1</b>	<b>0.2</b>
<b>Cable</b>	<b>0.1</b>	<b>0.0</b>
<b>Other Mode</b>	<b>0.1</b>	<b>0.3</b>
<b>Total</b>	<b>100</b>	<b>100</b>

**TOTAL IMPORT : USD 141.4 billion**  
**TOTAL EXPORT : USD 173.2 billion**

**THANK YOU**