



The Dutch Monitor of Wellbeing and the SDG's

Presentation for UN Network of Statisticians, 5th Beyond GDP sprint meeting

**Prof. dr. Jan-Pieter Smits
Statistics Netherlands
Eindhoven University of Technology**

Outline of presentation

- **Measurement system: integrating a conceptual and policy-relevant (SDG) framework.**
- **Presentation of data: visualisation of dataset on wellbeing and SDGs.**
- **Political context: monitor of wellbeing and SDG's and its role in parliamentary debate.**

Measurement system: CES Recommendations

**UNECE/Eurostat/OECD Taskforce
for Measuring Sustainable
Development**

Building on Brundtland:

Human wellbeing

- “Here and Now”
- “Later”
- “Elsewhere”



Main aim of Taskforce for Measuring Sustainable Development

(1) Tracing the commonalities between datasets.

(2) Focus on some specific debates:

-Future oriented approach (only capital stocks), or also reporting on current well-being?

-Composite indicator or set of indicators (problems with aggregation)?

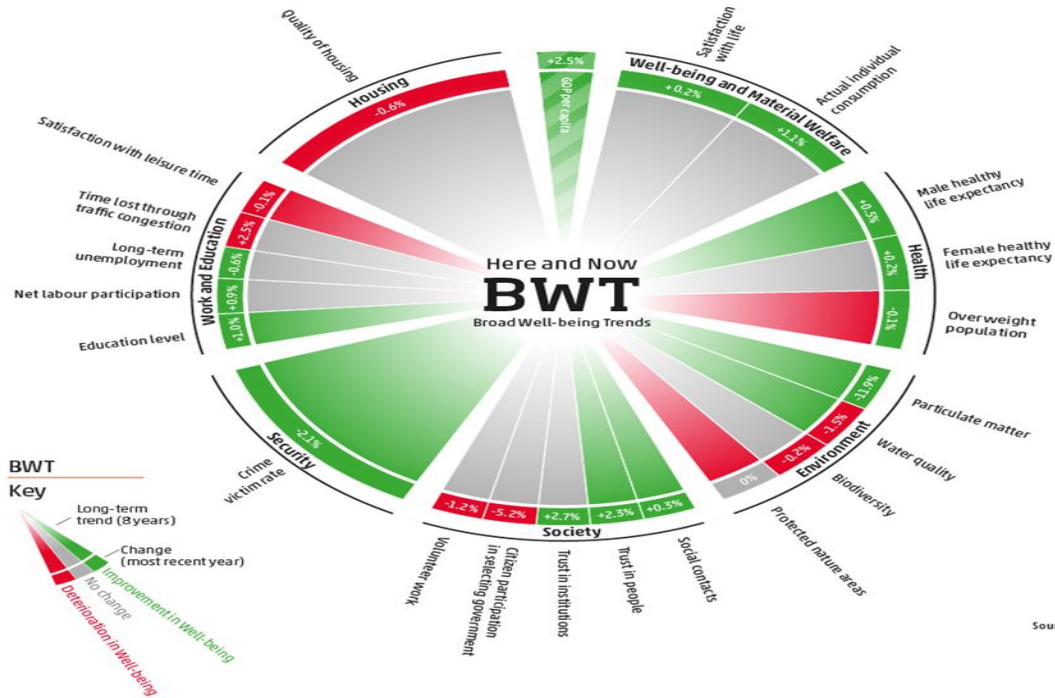
-Conceptual or policy approach?

SDG-plus monitoring

SDG-plus monitoring:

- Embracing the UN SDG agenda.**
- With additions specifically relevant for the Dutch policy context.**
- Enriching the SDG monitoring with the “here and now”, “later” and “elsewhere” dimensions.**

Wellbeing “here and now” (trends)



Source: CBS

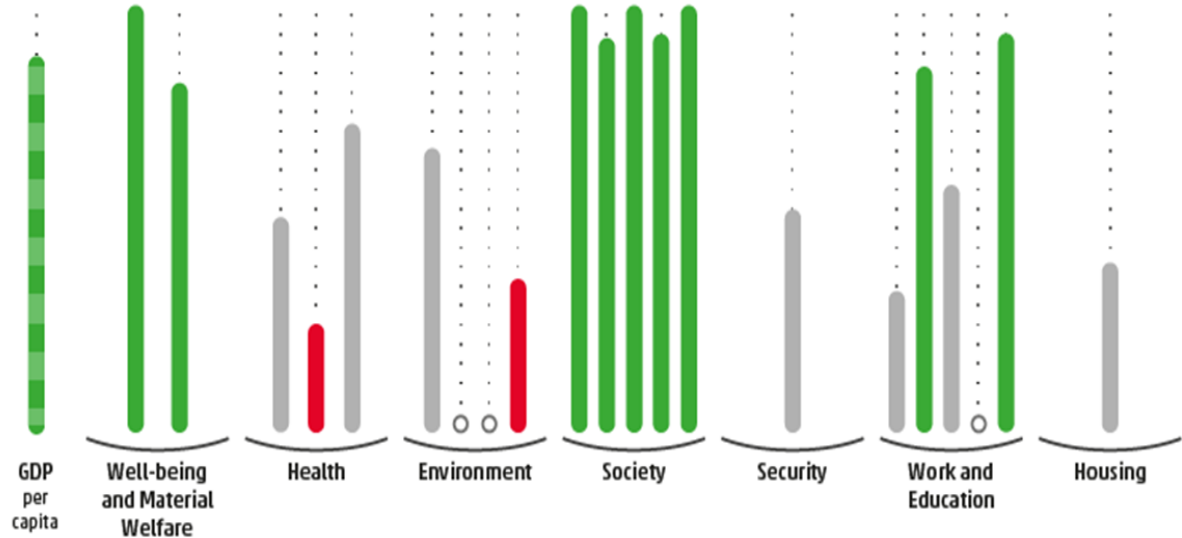
Wellbeing “here and now” (EU ranking)

EU ranking

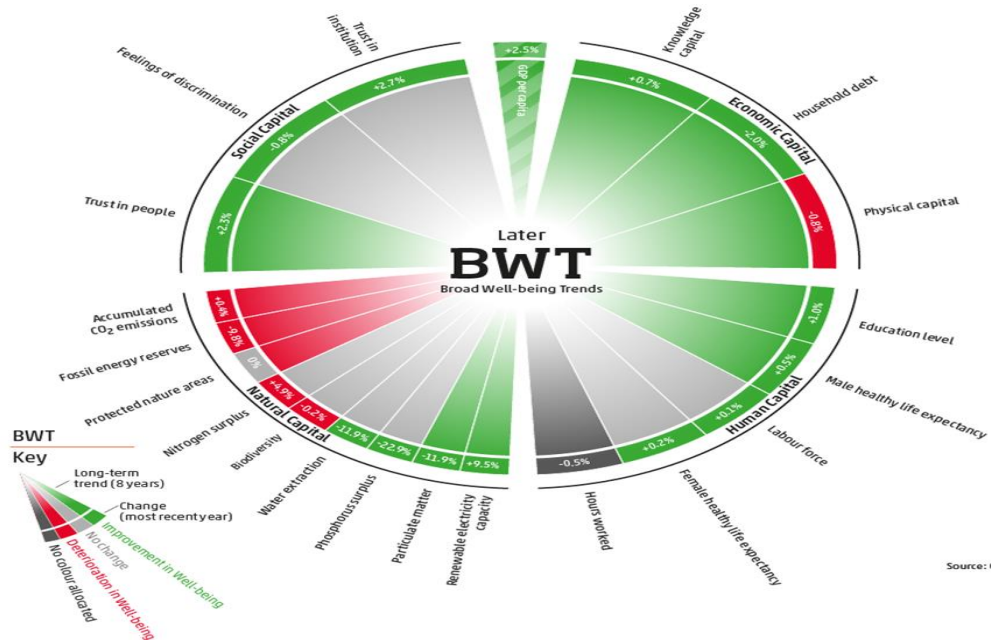
The bars reflect the Netherlands' ranking in the EU on each indicator. The indicators are grouped by theme, in the same order as in the circle.

Key

- High ranking
- Middle ranking
- Low ranking
- No data



Wellbeing “later”(trends)



Source: CBS

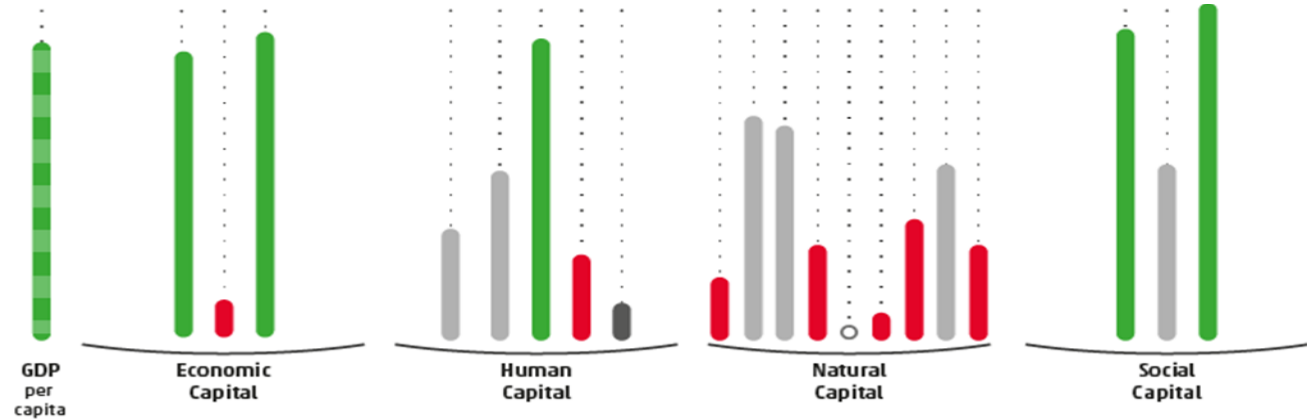
Wellbeing “later” (EU ranking)

EU ranking

The bars reflect the Netherlands' ranking in the EU on each indicator. The indicators are grouped by theme, in the same order as in the circle.

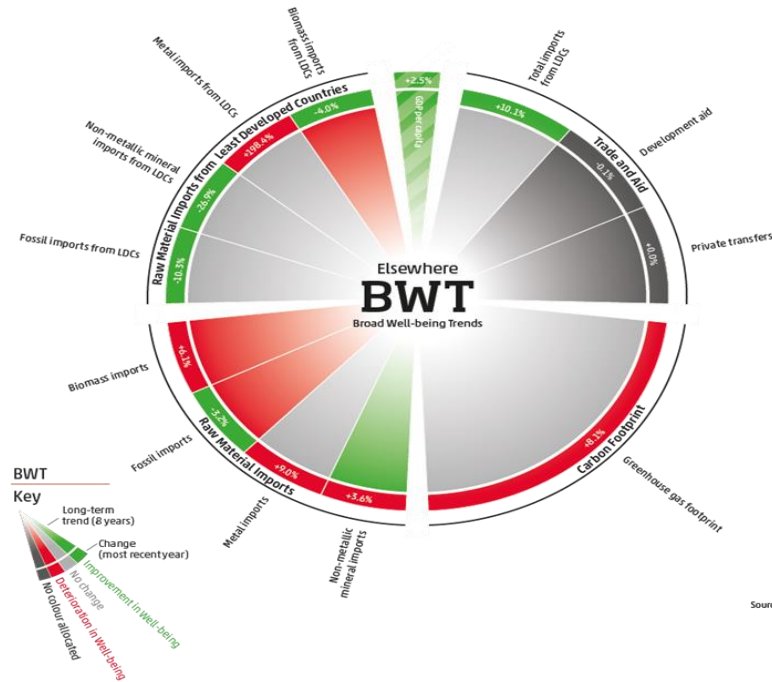
Key

- High ranking
- Middle ranking
- Low ranking
- No data
- No colour allocated



Source: CBS

Wellbeing “elsewhere” (trends)



Source: CBS

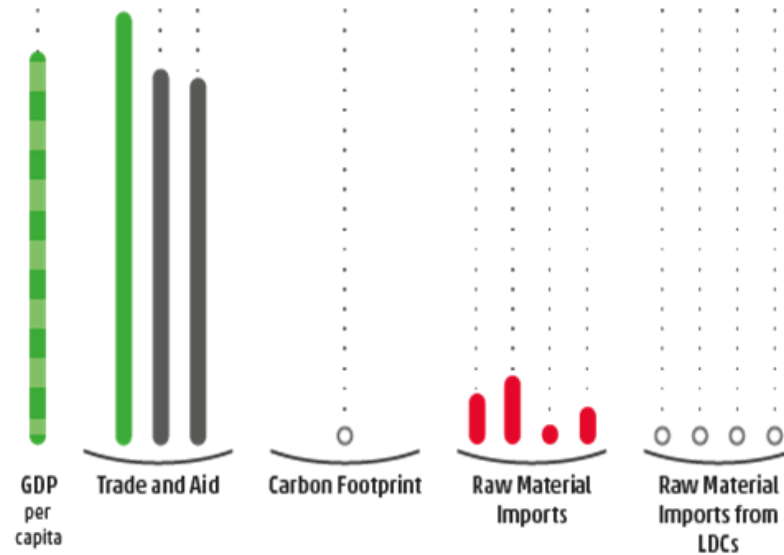
Wellbeing “elsewhere” (EU ranking)

EU ranking

The bars reflect the Netherlands' ranking in the EU on each indicator. The indicators are grouped by theme, in the same order as in the circle.

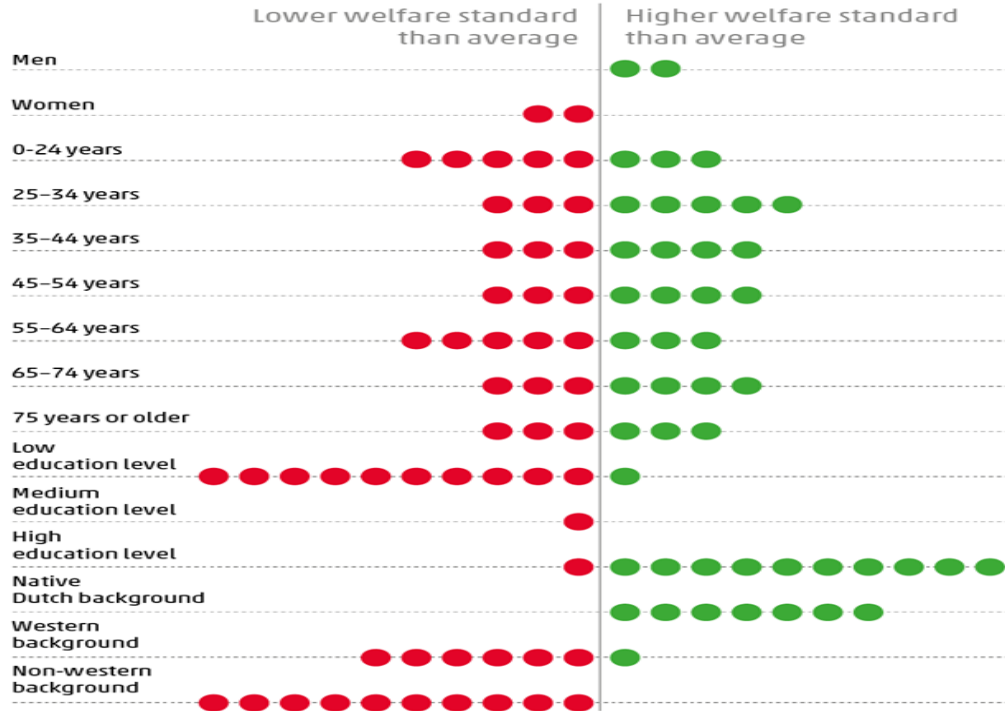
Key

- High ranking
- Middle ranking
- Low ranking
- No data
- No colour allocated



Source: CBS

Wellbeing “here and now”: distribution



SDG trends

Positie van Nederland binnen de EU per SDG²⁰³⁰-doelstelling



Research agenda

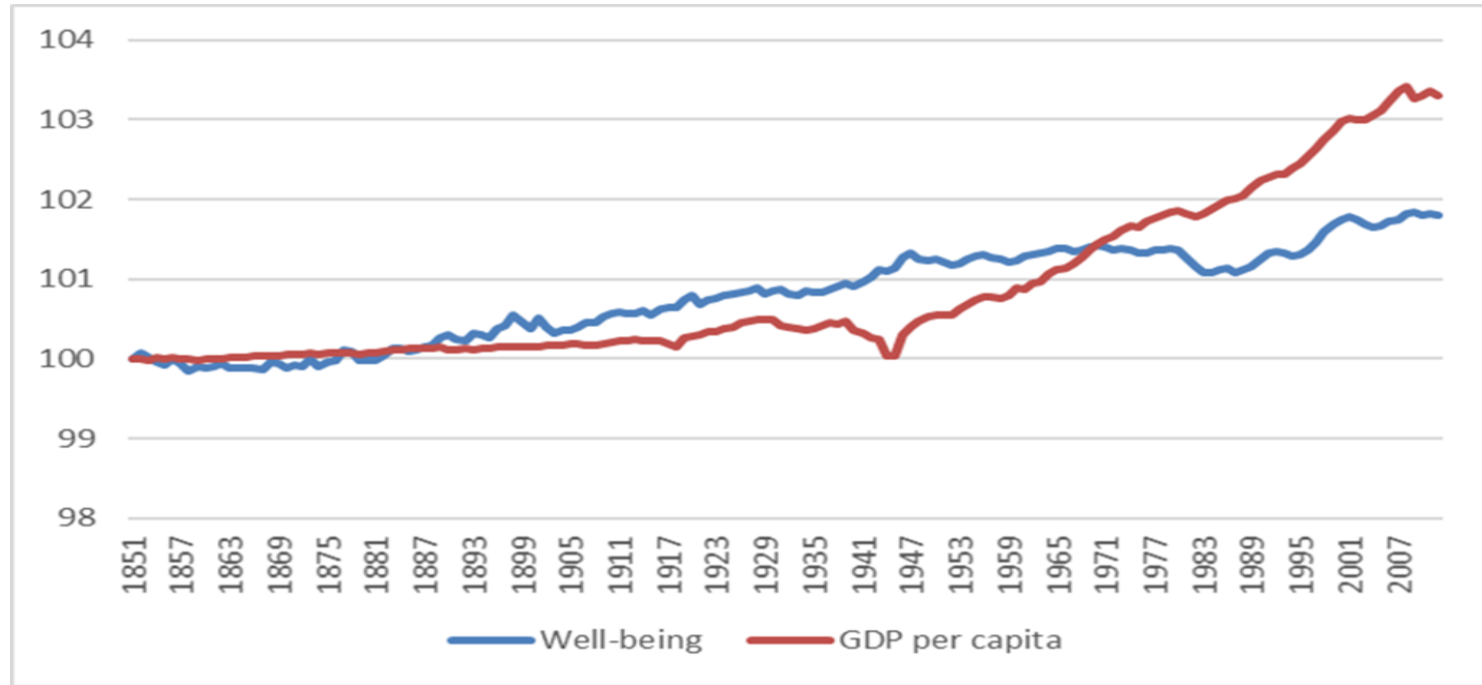
1. More integrated reporting of indicators.

Satellite Accounts (for example SEEA); providing links with SNA.

2. Integrating the Monitor in the budget and policy cycle: (1) accountability debate -> ex post analysis; (2) developing factsheets for specific policy domains (for ministeries) -> ex ante analysis

3. Tracing synergies and trade-offs (in the light of scarce resources)

GDP per capita versus wellbeing



How (un)sustainable is GDP growth?

CO₂ emissions, 1850-2015 (in Kton; against sustainability norm)

