

# Presentation

**Preparing evidence-based  
Voluntary National Reviews  
UNSC53 side event**

Sharmarke Farah, DG SNBS

Alexandra Silfverstolpe,  
Consultant SNBS/UNDP

## **Somalia National Bureau of Statistics**

Analysing data availability and data  
gaps

Linkages NDP-9, SDGs and Agenda  
2063

Data Scorecard (disaggregation)

Mapping data ecosystem

*Analyse/visualize implementation of the  
SDGs*

# Gap Analysis - Data availability



**81/215**

applicable indicators available  
for Somalia

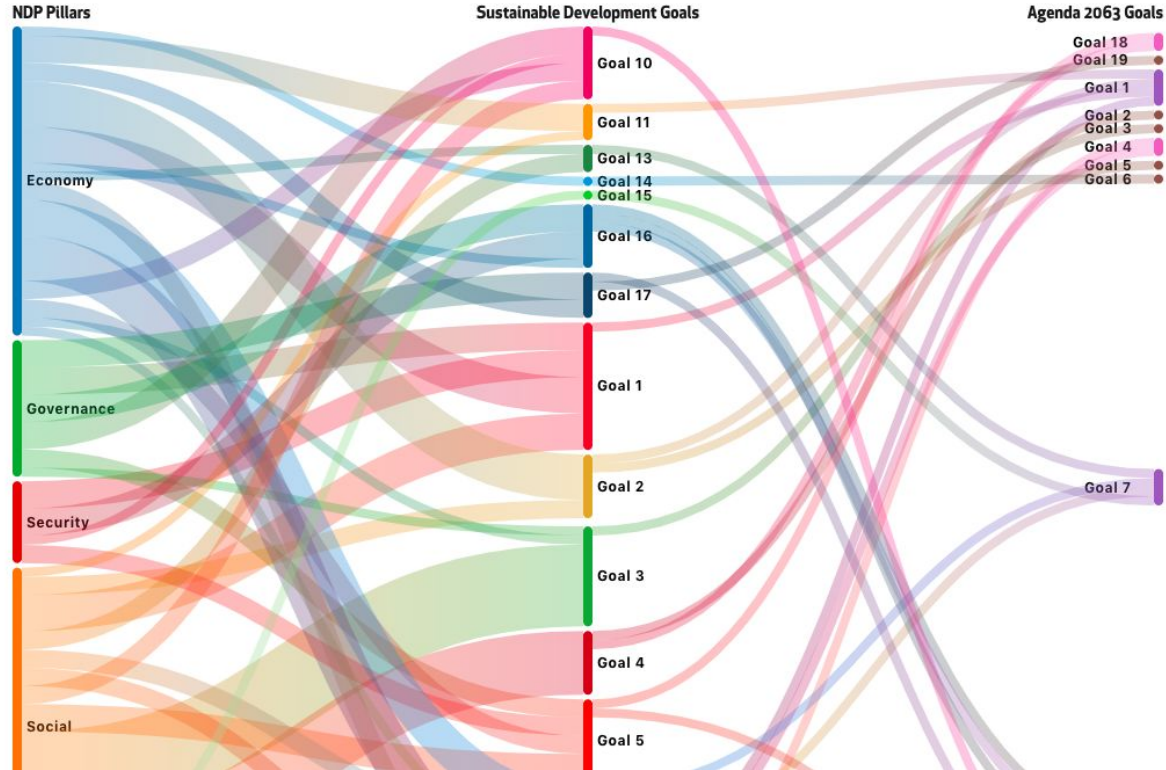
**37.7%**

overall indicator coverage

**17/17**

goals with data for  
at least one indicator

# Linkages NDP-9 SDGs and Agenda 2063



# Data Scorecard

## GOAL 1 NO POVERTY

- No data
- Data available

- G** Global indicator
- A** Additional indicator
- D** Domesticated indicator

### TARGET 1.1

#### ERADICATE EXTREME POVERTY

1.1.1	Proportion of population below the international poverty line, by sex, age, employment status and geographical location (urban/rural)	<b>G</b>	●
-------	---	----------	---

### TARGET 1.2

#### REDUCE POVERTY AT LEAST BY 50%

1.2.1	Proportion of population living below the national poverty line, by sex and age	<b>G</b>	●
1.2.2	Proportion of men, women and children of all ages living in poverty in all its dimensions according to national definitions	<b>G</b>	●
1.2.1A	Number of social grants	<b>A</b>	●

# Strengthening SDG Data Collaboration

Mapping the data ecosystem (internal and external data producers)



# Next steps

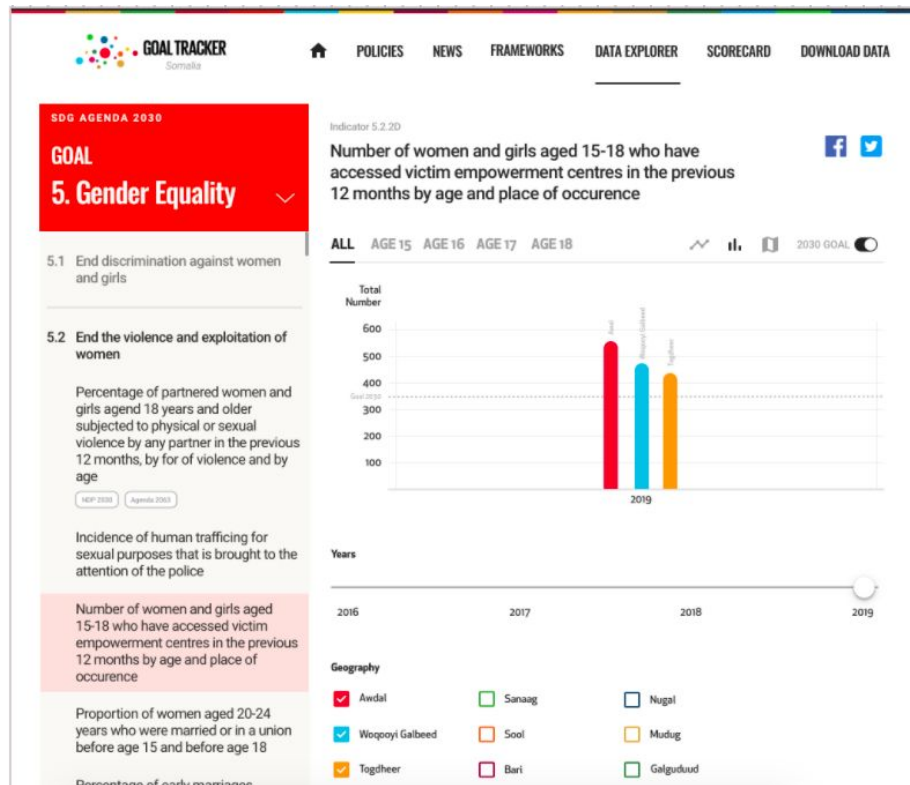
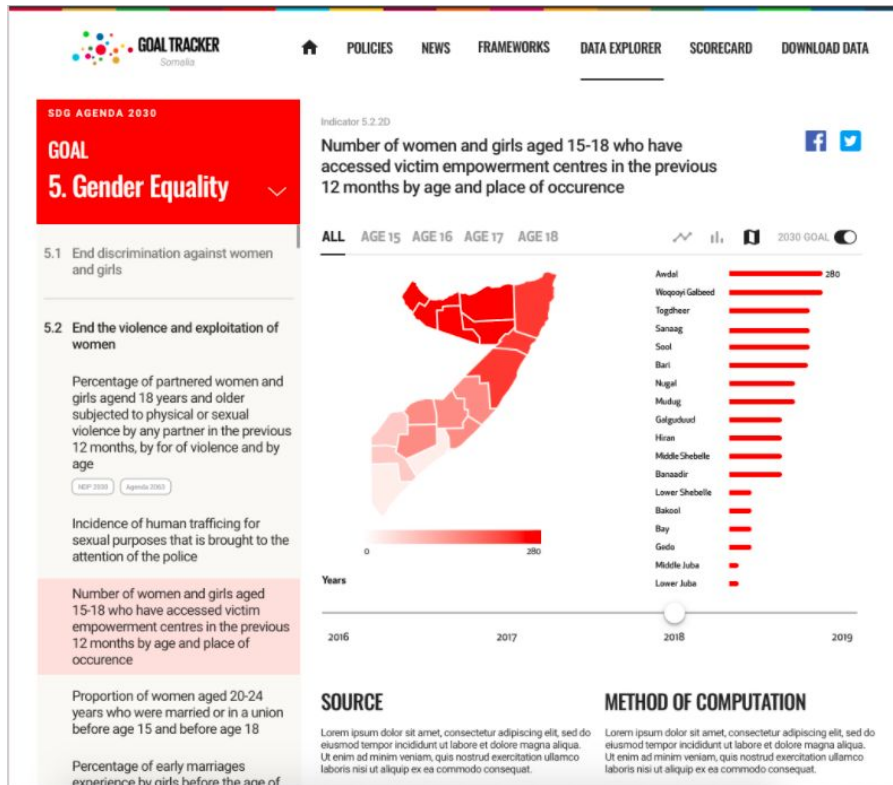
*Analyse/visualize implementation of the SDGs*

# Goal Tracker Somalia

The screenshot shows the 'GOAL TRACKER SOMALIA' homepage. At the top, there is a navigation menu with 'HOME', 'POLICIES', 'NEWS', 'FRAMEWORKS', 'DATA EXPLORER', 'SCORECARD', and 'DOWNLOAD DATA'. The main header features the title 'GOAL TRACKER SOMALIA' and a circular graphic of the 17 Sustainable Development Goals. Below this, a text block provides an overview of the tracker's purpose. A yellow button labeled 'SEE FRAMEWORK INTERLINKAGES' is positioned below the text. The 'FRAMEWORKS' section contains three main categories: 'Sustainable Development Goals 2030', 'National Development Plan 2030', and 'Agenda 2063', each with an 'EXPLORE' button. A 'DATA AVAILABILITY' section includes a dropdown menu set to 'Sustainable Development Goals' and an 'EXPLORE' button. Below this, a grid of small icons represents the 17 SDGs, with a note indicating that data is available for 128 indicators under the SDG framework and 199 under the National Development Plan framework.

The screenshot shows the 'Sustainable Development Goals 2030' homepage. The top navigation menu is identical to the Somalia page. The main header features the title 'SUSTAINABLE DEVELOPMENT GOALS 2030' and a graphic of the 17 SDGs with a map of the world. Below this, a text block explains the 2015 agreement on the 17 goals. A yellow button labeled 'EXPLORE' and a blue button labeled 'DOWNLOAD' are positioned below the text. The 'DATA EXPLORER' section includes a title and a description of the data explorer's capabilities, followed by a grid of 17 SDG icons. The 'DATA AVAILABILITY' section features a dropdown menu set to 'Agenda 2063', an 'EXPLORE' button, and a grid of small icons representing the 17 SDGs. A note below the grid states that the Global SDG framework has 195 indicators and that a grey square indicates no data is available for a specific indicator.

# Data Explorer





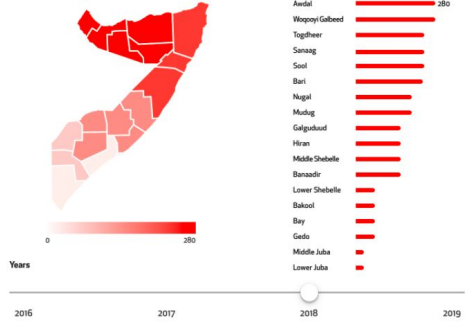
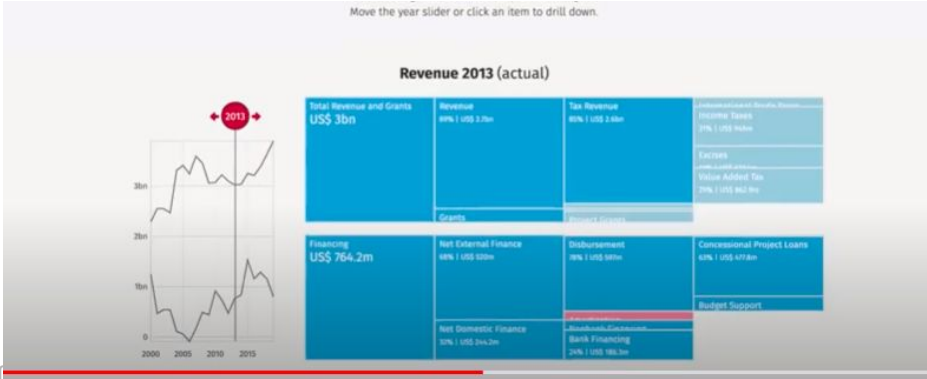
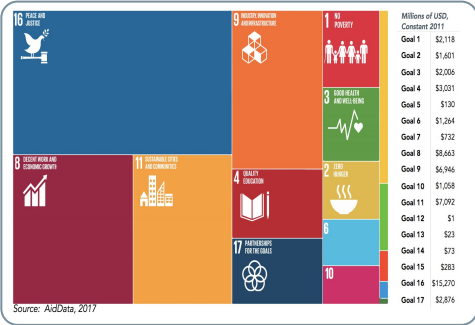
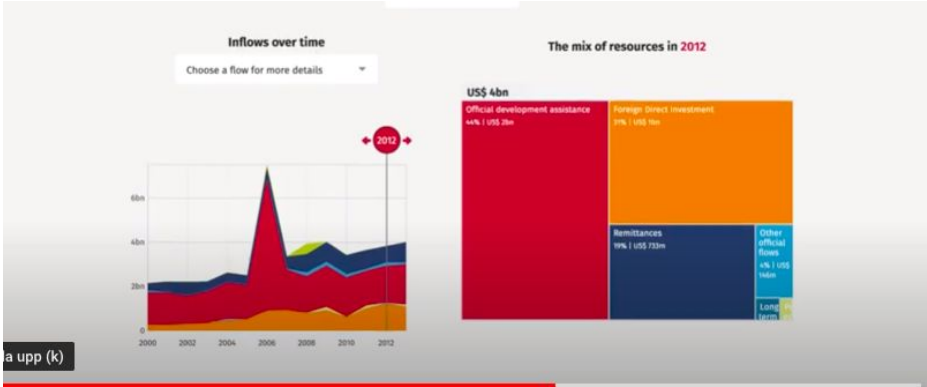
# Automated Report Maker



5.2.20 – Number of women and girls aged 15-18 who have accessed victim empowerment centres in the previous 12 months by age and place of occurrence



# Exploring Means of Implementation



# Reflections and Q&A

Contact: [dg@nbs.gov.so](mailto:dg@nbs.gov.so)  
[alexandra@dataactlab.com](mailto:alexandra@dataactlab.com)