



Global Network of Institutions
for Statistical Training (GIST)




UN SDG:Learn

Collaborative efforts to create a common platform for courses and microlearning

Elena Proden, Senior Specialist, UNITAR

[UNSDGLEARN.ORG/STATISTICS](https://unsdglearn.org/statistics)



UNSDGLEARN.ORG/STATISTICS



UN SDG:Learn

[Learning](#)

[About Us](#)

[Partners](#)

[SDG Primer](#)

Search for courses or microlearning



Statistics

The Global Network of Institutions for Statistical Training (GIST) builds sustainable statistical capacities through effective, and harmonized delivery of statistical training.

Search for statistics courses





What would you want to learn about today?

Demographic and Social Statistics Economic Statistics Environment and Multi-Domain Statistics Methodology of Statistical Processes Strategic and Managerial Issues

Statistics Taxonomy



- SDG 1** No poverty
- SDG 6** Clean water and sanitation
- SDG 11** Sustainable cities and communities
- SDG 16** Peace, justice and strong institutions

- SDG 2** Zero hunger
- SDG 7** Affordable and clean energy
- SDG 12** Responsible consumption and production
- SDG 17** Partnerships for the goals

- SDG 3** Good health and well-being for people
- SDG 8** Decent work and economic growth
- SDG 13** Climate action

- SDG 4** Quality education
- SDG 9** Industry, Innovation, and Infrastructure
- SDG 14** Life below water

- SDG 5** Gender equality
- SDG 10** Reducing inequalities
- SDG 15** Life on land

How would you like to learn about official statistics?

E-LEARNING



MOOC 19 Dec 2019

Monitoring selected SDG indicators in Asia-Pacific SIDS

UNITAR, SPC, ESCAP, UNSD, WBG, WHO, IMF

Statistics English



FACE-TO-FACE



FACE-TO-FACE

Introduction to Big Data for Sustainable Development

DATA-POP ALLIANCE

Statistics English French Spanish





Courses

Microlearning

Type ▾

SDG ▾

Region ▾



Subject ▾

Language ▾

Statistics courses

Statistics Theme ▾

Labor Market Information: Household Labor Force Surveys

U.S. BUREAU OF LABOR STATISTICS

Statistics English



Constructing Producer Price Indexes and Import and Export Price Indexes

U.S. BUREAU OF LABOR STATISTICS

Statistics English



Labor Market Information: Business Establishment Surveys

U.S. BUREAU OF LABOR STATISTICS

Statistics English



SELF-PACED E-LEARNING

SDG Sub-indicator 12.3.1.a – Food Loss Index

FOOD AND AGRICULTURE ORGANIZATION OF THE UNITED NATIONS



SELF-PACED E-LEARNING

Introduction to Index Insurance

WBG, WBG - OLC



SELF-PACED E-LEARNING

Civil Registration and Vital Statistics Systems

WBG, WBG - OLC

Courses

Microlearning

Type ^

SDG v

Region v

- Blended learning
- Face-to-face
- Facilitated e-learning
- Interactive Learning Package
- MOOC
- Self-paced e-learning
- Semi-facilitated e-learning

5 results ⊗ big data ⊗ Statistics ⊗ Clear all filters



FACE-TO-FACE

Introduction to Big Data for Sustainable Development

DATA-POP ALLIANCE

Statistics English French
Spanish



FACE-TO-FACE

Statistical methods for correcting selection bias

DATA-POP ALLIANCE

Statistics Spanish



MOOC 09 Apr 2020

Understanding data and statistics better

UNITAR, UNSD, UN ECA

Statistics English



FACE-TO-FACE

Web data collection and analysis

DATA-POP ALLIANCE

Statistics English Spanish



FACE-TO-FACE

Machine learning on satellite



Courses

Microlearning

Type ▾

SDG ▾

Region ▾

Subject ▾

Language ▾

Statistics courses

Statistics Theme 1 ^

26 results ⊗ Methodology and statistical processes ⊗ Statistics ⊗ Clear all filters



SELF-PACED E-LEARNING

Questionnaire development and testing

STATISTICS NORWAY

Statistics English




SELF-PACED E-LEARNING

SDG Sub-indicator 12.3.1.a – Food Loss Index

FOOD AND AGRICULTURE ORGANIZATION OF THE UNITED NATIONS

Statistics English



FACE-TO-FACE

Web

DATA-FACILITATION

Statistics English Spanish



- Environment
- Regional and small area statistics
- Science, technology and innovation
- Sustainable development
- Methodology and statistical processes
 - Big data and geospatial information
 - Business and agricultural censuses and surveys
 - Data dissemination and communication
 - Data processing and analysis
 - Household surveys
 - Integration of administrative sources
 - Metadata and classifications



COURSE SELF-PACED E-LEARNING UN PARTNER

Basic-level e-learning Course on System of National Accounts (2008 SNA): Integrated Transaction Accounts

STATISTICAL INSTITUTE FOR ASIA AND THE PACIFIC

The objective of this Course is to provide an understanding of the basic concepts and framework of the System of National Accounts (SNA) to the newcomers to the field of national accounts.

Sustainable Development Goals



Decent work and economic growth

Statistics

Economic accounts
Macroeconomic statistics

VISIT COURSE PAGE →

level	INTRODUCTORY
language	ENGLISH
region	EUROPE AND NORTH AMERICA AFRICA LATIN AMERICA AND THE CARIBBEAN ASIA AND THE PACIFIC WESTERN ASIA
certificate	NO
price	FREE



Our Programmes

News & Events

e-Library

Training Network

Training Resources

Alumni

About SIAP

HOME

Online

E-learning Course on Integrated Economic Statistics to support 2008 SNA implementation



The course will provide a strong foundation for the practical understanding and application of the 2008 System of National Accounts methods for specific topics. The objectives of the training program are (i) rationalize data sources for economic statistics and understand the inter-linkages between the various data collections and compilations (ii) plan for effective economic census questionnaires and tabulation plans and (iii) plan for the use of economic census results for other economic data collections and in the compilation of national accounts.

It is designed for mid-to-senior level national accounts statisticians and similar level statisticians in charge of designing, processing and disseminating economic data collections. Those with substantial experience in compilation of national accounts and designing of economic censuses and surveys may find this course useful for updating their knowledge on statistical principles of national accounting and associated data sources.

Getting help with the interactive presentations

If you are unable to open the interactive presentations and you are using Google Chrome, make sure you enable Flash (instructions: "[For students using Google Chrome as their browser \(pdf\)](#)") or

Try a different browser : Please use Internet Explorer or Firefox browser.



COURSE SELF-PACED E-LEARNING OTHER PARTNER

Questionnaire development and testing



STATISTICS NORWAY

VISIT COURSE PAGE →

effort 8 HOURS

INTERMEDIATE

language ENGLISH

certificate NO

price FREE

This series of lectures cover the stages in developing and testing questionnaires. It covers specification of information needs, turning the information need into questions the respondents can answer, designing the structure of the questionnaire and using different methods of testing how it performs

Questionnaire development and testing

These are the video lectures from the Statistics Norway online course in Questionnaire development and testing. The whole course consists of five modules covering: 1 Key concepts, 2 Specification of information needs, 3 Operationalisation of answers and questions, 4 Design and 5 Testing. Some of the lectures have not been published here yet, but are coming soon. The producers of the course can be contacted on webcourse@ssb.no

1 - 12 of 14

Share



Welcome to the course

Video fra [ssb.no](https://www.ssb.no)

This is the first video in a series, being the Statistics Norway online course in Questionna...



What is a good question...

Video fra [ssb.no](https://www.ssb.no)

This is the second introduction video in the Statistics Norway online course in Questionna...



1.1 Key concepts

Video fra [ssb.no](https://www.ssb.no)

This is the first video lecture in Module 1 of the Statistics Norway online course in Questionna...



Understanding data and statistics better – for more effective SDG decision making

☆

UNITED NATIONS INSTITUTE FOR TRAINING AND RESEARCH 
 UNITED NATIONS STATISTICS DIVISION 
 UNITED NATIONS ECONOMIC COMMISSION FOR AFRICA 

VISIT COURSE PAGE →

This course aims to offer a double opportunity: i) to help improve the understanding of how better data can help design more effective public policies and ii) to brush up on your core data skills.

Sustainable Development Goals



2030 Agenda



Breaking the silos



Leave no one behind

Statistics

**Environment and multi-domain statistics
 Data dissemination and communication
 Data processing and analysis**

Subject

Data and statistics for effective SDG decision-making

length	9 MONTHS
effort	2-5 HOURS PER MODULE
level	INTRODUCTORY INTERMEDIATE
language	ENGLISH
mode	ONLINE
certificate	YES
start date	9 APRIL 2020
end date	31 MARCH 2021
registration deadline	31 MARCH 2021

Module 3 - Communicating with data

40% COMPLETE

Introduction

a. Telling a story with words

b. Telling a story with tables


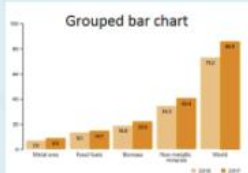
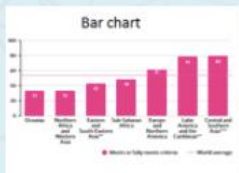
c. Telling a story with graphs

d. Telling a story with maps

Compare several groups using one indicator

Compare several groups and more than 1 category

Compare several groups and show shares of sub-groups in the indicator



Click on the magnifier to zoom in

Proportion of Governments, expressed as a percentage for each of seven world regions, reporting that in one year (2019) they met the criteria for having a comprehensive set of policy measures to facilitate orderly, safe, regular and responsible migration and mobility of people

Objective	Graph
-----------	-------

Proportion of women, expressed as a percentage of women in each of a number of regions in 2009 and 2019, aged 20 to 24 who were married or in union before age 15, or after 15 but before age 18

Objective	Graph
-----------	-------

Material footprint measured in billions of metric tons, by type of material in 2010 and 2017

Objective	Graph
-----------	-------

Submit

FEATURED CONTENT

59 COURSES



25+ GIST MEMBER &
OTHER ORGANIZATIONS



unsdglearn.org/statistics

How would you like to learn about official statistics?

E-LEARNING

FACE-TO-FACE

Microlearning



MOOC 19 Dec 2019

Monitoring selected SDG indicators in Asia-Pacific SIDS

UNITAR, SPC, ESCAP, UNSD, WBG, WHO, IMF

Statistics English



FACE-TO-FACE

Introduction to Big Data for Sustainable Development

DATA-POP ALLIANCE

Statistics English French Spanish





Courses

Microlearning

Type ▾

SDG ▾

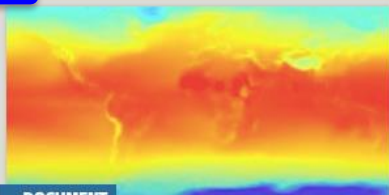
Region ▾



DOCUMENT

Arab Disability Statistics in Numbers 2017

Disability statistics English



DOCUMENT

Explore Future Climate Projections

ESRI, ENVIRONMENTAL SYSTEMS RESEARCH INSTITUTE

Climate change English



VIDEO

What are not official statistics?

UNITAR, UNSD

Official statistics English



BLOG

Explore Sustainable Development Goals in ArcGIS Pro

ENVIRONMENTAL SYSTEMS RESEARCH INSTITUTE

Unemployment English



VIDEO

World Bank monetary poverty measurement

WBG, UNITAR



VIDEO

Computation of the SDG indicators 3.4.1, 3.8.1, 3.c.1 and 6.3.1

WHO, UNITAR



QUIZ

SULITEST

JC CARTERON / A DECAMPS, THE SUSTAINABILITY LITERACY TEST



DOCUMENT

Climate Change-Related Statistics in the Arab Region

UNITED NATIONS ECONOMIC AND SOCIAL COMMISSION FOR WESTERN ASIA



Thank You

