



The United Nations Disability Statistics Data Portal: What have we learned so far?

Margaret Mbogoni
Social and Gender Statistics Section
United Nations Statistics Division, DESA

Persons with disabilities in the 2030 Agenda for Sustainable Development



The 2030 Agenda for Sustainable Development gives high consideration to persons with disabilities in the context of development.

The principle of leaving no one behind and reaching the furthest behind

- Inclusiveness
- Reduced inequalities
- Empowerment
- Dignity for all

Targeted actions



Follow-up and review of progress on implementation:
ensuring no one is left behind

- The 2030 Agenda commits to enhancing capacity-building support to developing countries to increase significantly the availability of high-quality, timely and reliable data disaggregated by [...] disability

The 2030 Agenda and UNSD Disability Statistics Programme



Disability statistics was an item for formal discussion and decision at the 49th Session of the United Nations Statistical Commission in 2018.

The Commission:

- ❖ Noted significant differences within and among countries in disability estimates
- ❖ Called on UNSD to compile and analyze national information in order to understand the observed differences
- ❖ Endorsed the revision of the United Nations *Guidelines and Principles for the Development of Disability Statistics*
- ❖ Called for a harmonized and coordinated approach for national capacity building that takes into account short- and long-term statistical development needs of the countries

Compiling official statistics on disability



UNSD compiled recent data/metadata from 103 countries/areas



UNSD developed a data portal to disseminate data for a wider audience through UNSD's website

United Nations Disability Statistics Data Portal

accessible via:

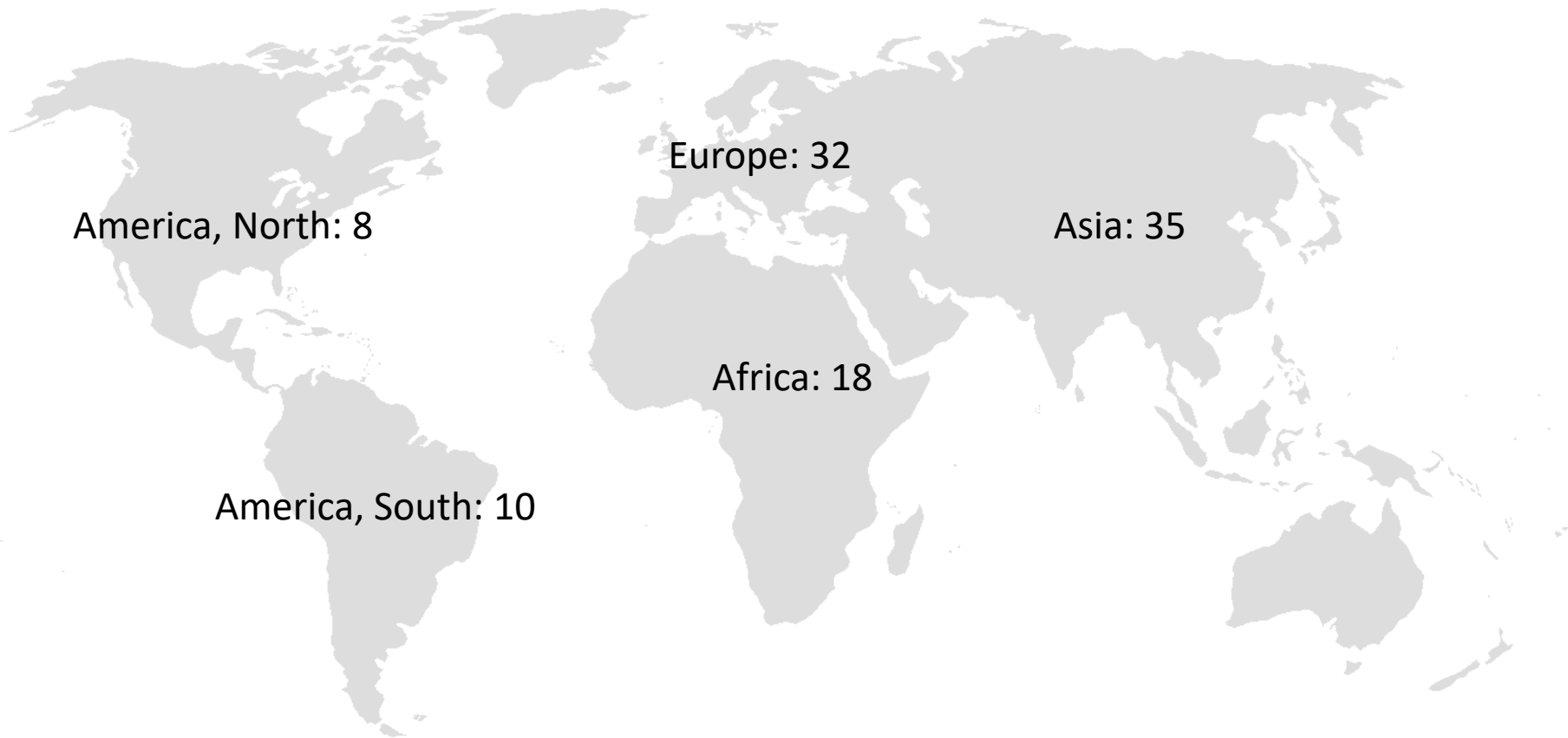
<https://unstats.un.org/unsd/demographic-social/sconcerns/disability/statistics/#/home>



Data compiled by geographical region

World

Total number of responding countries: 103



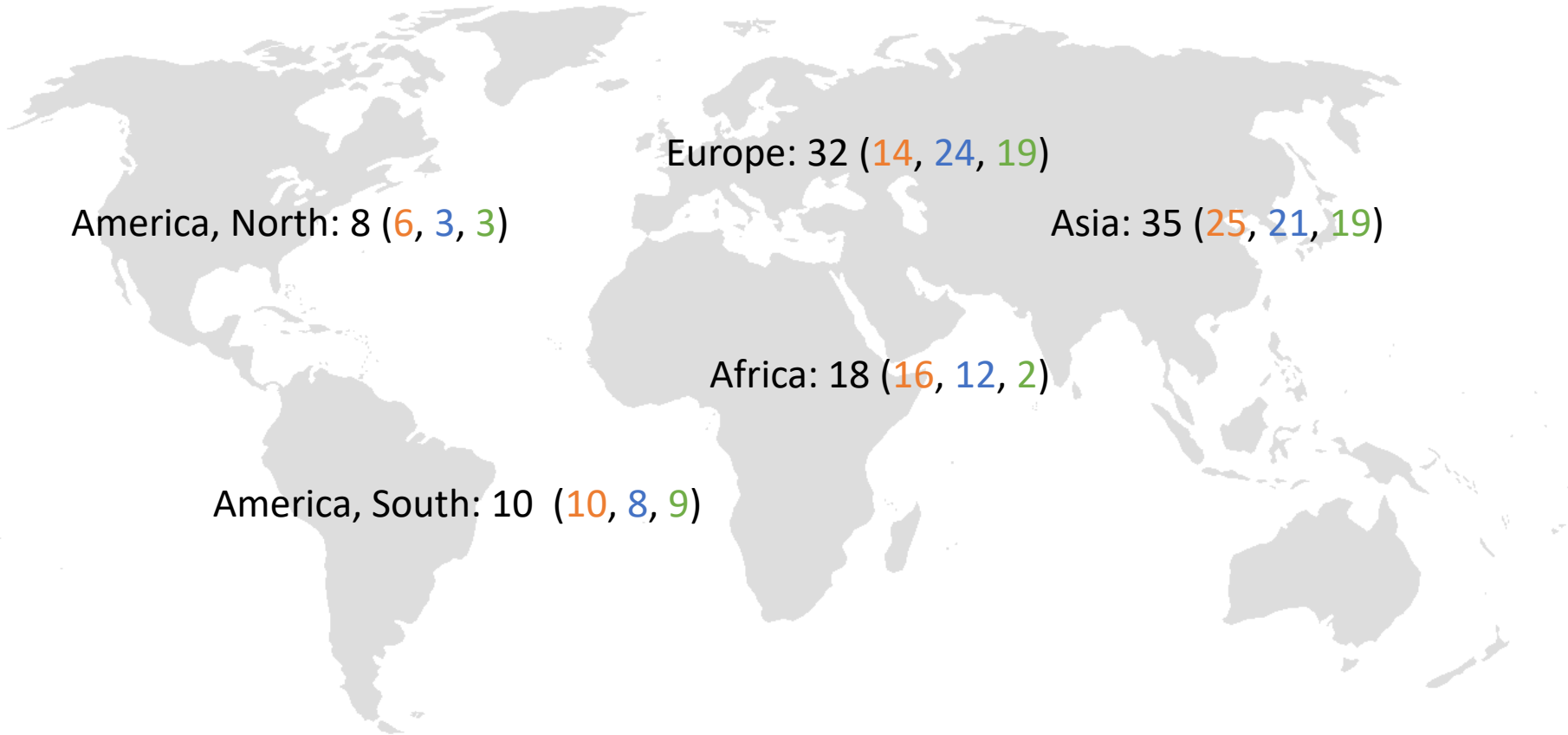
Data compiled by geographical region, source



World

Total number of responding countries: 103 (71, 68, 52)

Data source: census, surveys, admin sources



Dissemination of data on UN Disability Statistics Data Portal



Information on prevalence, socio-demographic and economic characteristics, living arrangements and living conditions

- ❖ Prevalence*
- ❖ Type of disability*
- ❖ Marital status
- ❖ Educational characteristics (literacy, attendance, attainment)*
- ❖ Economic characteristics (usual status, occupation, status in employment)*
- ❖ Living arrangements (household vs. institution*, type and size of household)
- ❖ Quality of amenities available to the housing unit (drinking water supply*, bathing facilities, type of toilet*, lighting for housing unit)

*: already disseminated

Availability of data on UN Disability Statistics Data Portal by topic






| | # of countries: | Some data available | Data disseminated |
|--|-----------------|---------------------|-------------------|
| Population by disability status , type of disability , age and sex | | 79 | 67 |
| Population by [...] disability status , literacy status , age and sex | | 53 | 27 |
| Population by [...] disability status , school attendance , age and sex | | 55 | 30 |
| Population by [...] disability status , educational attainment , age and sex | | 55 | 28 |
| Population by [...] disability status , economic activity status , age and sex | | 66 | 15 |
| Economically active population, by disability status , main status in employment , age and sex | | 52 | 13 |
| Economically active population, by disability status , main occupation , age and sex | | 46 | 13 |
| Population by disability status , whether living in household or institution , age and sex | | 32 | 19 |
| Population in households by disability status , main source of drinking water supply of housing unit | | 28 | 10 |
| Population in households by disability status , type of toilet for housing unit | | 27 | 10 |




Filters

Country:










Total population

| | numbers in 1000 | proportion by sex |
|---|-----------------|-------------------|
|  | 27,516 | |
|  | 13,957 | 50.7% |
|  | 13,559 | 49.3% |

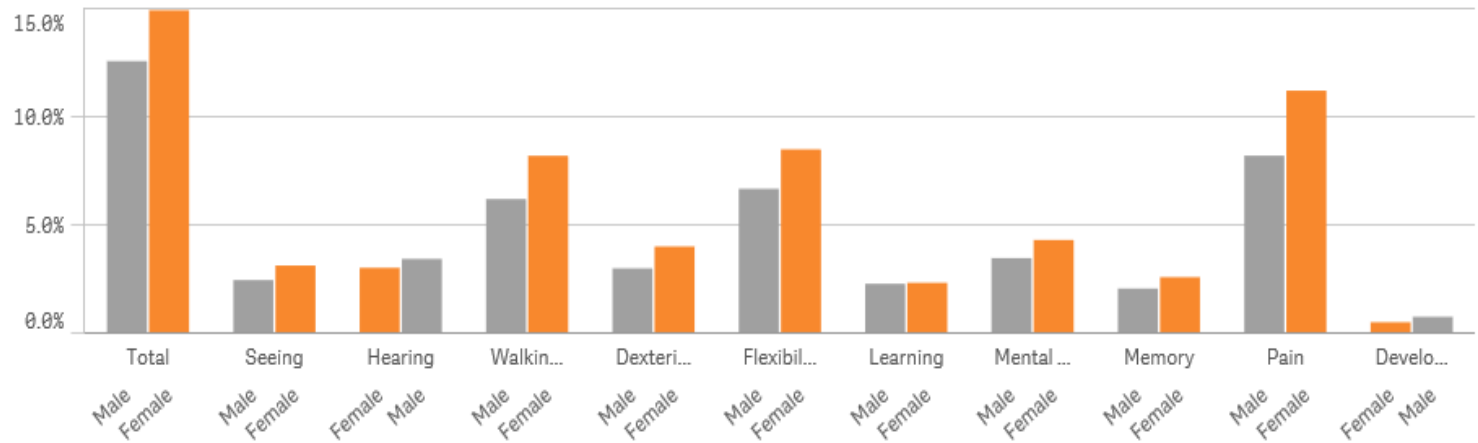
Population with disability

| | numbers in 1000 | proportion by sex |
|---|-----------------|-------------------|
|  | 3,776 | |
|  | 2,077 | 55.0% |
|  | 1,699 | 45.0% |

Disability prevalence

| | | | |
|---------------|---|---|---|
| Total country |  13.7% |  14.9% |  12.5% |
| Urban |  -% |  -% |  -% |
| Rural |  -% |  -% |  -% |

Disability - by type



Meta-data

Metadata

| Category | Metadata Description |
|-----------|-------------------------------------|
| Source | Canadian Survey on Disability, 2012 |
| Reference | 2012 |

Disability Statistics

United Nations Statistics Division

- Home
- Countries
- Topics




Filters

✕ Clear Selections




Country:

Yemen










Total population

| | numbers in 1000 | proportion by sex |
|---|-----------------|-------------------|
|  | 25,993 | |
|  | 13,147 | 50.6% |
|  | 12,846 | 49.4% |

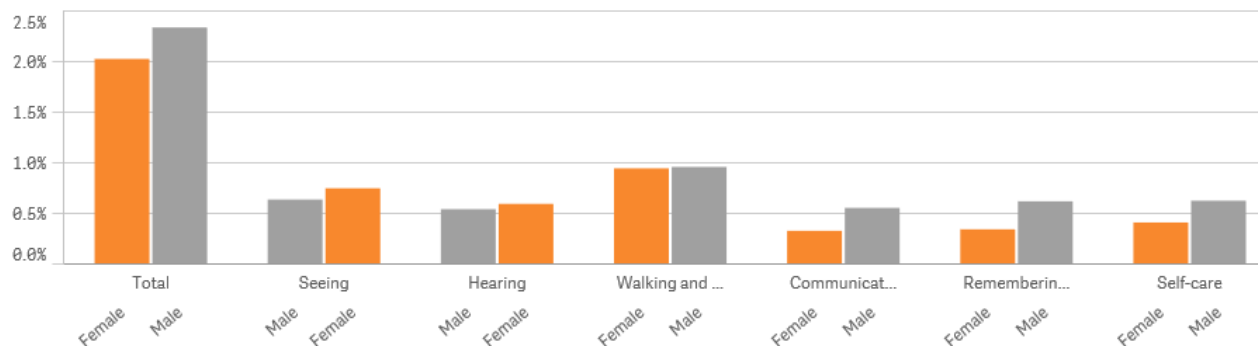
Population with disability

| | numbers in 1000 | proportion by sex |
|---|-----------------|-------------------|
|  | 565 | |
|  | 266 | 47.0% |
|  | 299 | 53.0% |

Disability prevalence

| | | | |
|---------------|--|--|--|
| Total country |  2.2% |  2.0% |  2.3% |
| Urban |  1.9% |  2.0% |  1.8% |
| Rural |  2.3% |  2.0% |  2.6% |

Disability - by type



Meta-data

Metadata Category

Source

Reference year

Metadata Description

Household Budget Survey 2014

2014

Disability Statistics

United Nations Statistics Division

Home Countries Topics

Filters

✕ Clear Selections



Topic:

Types of disabilities ▾

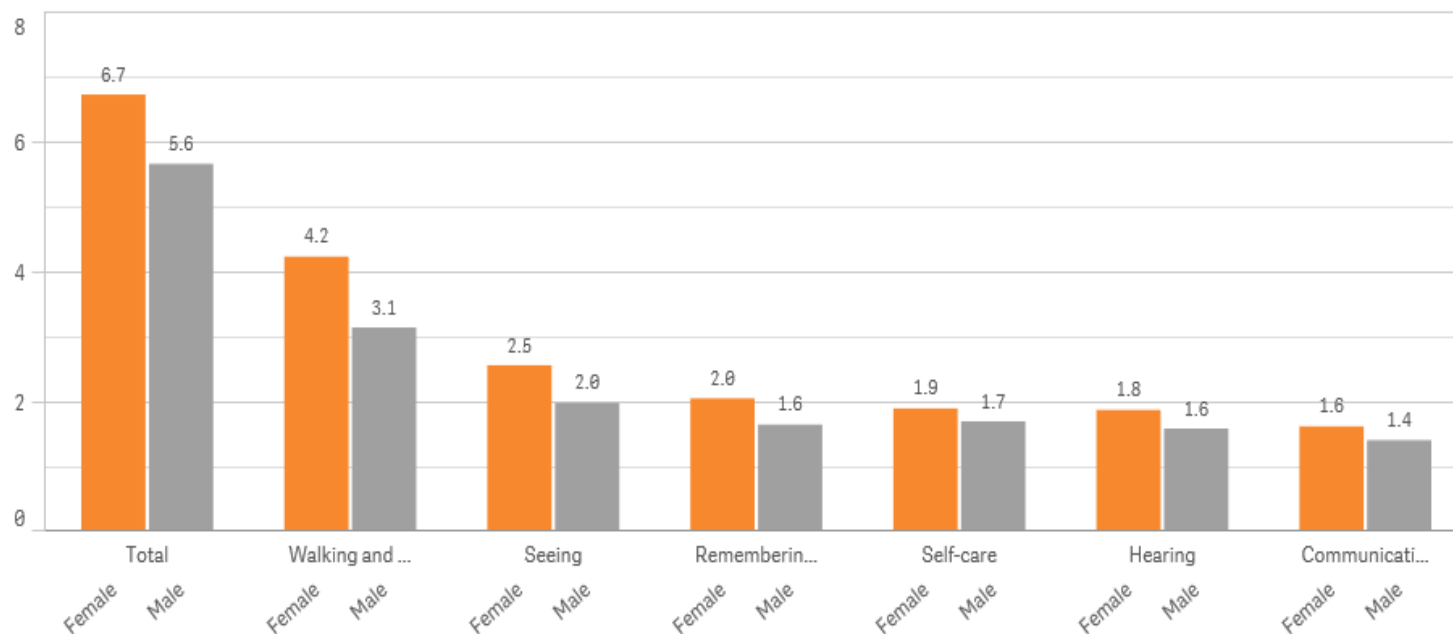
Country:

Albania ▾

↔ Inverse View

Prevalence of disability by types of disabilities and sex in Albania

[? How to read the chart](#)



Filters

✕ Clear Selections

Topic:

Activity status (current...
▼

Country:

Bosnia and Herzegovi...
▼

Category:

Economically active
▼

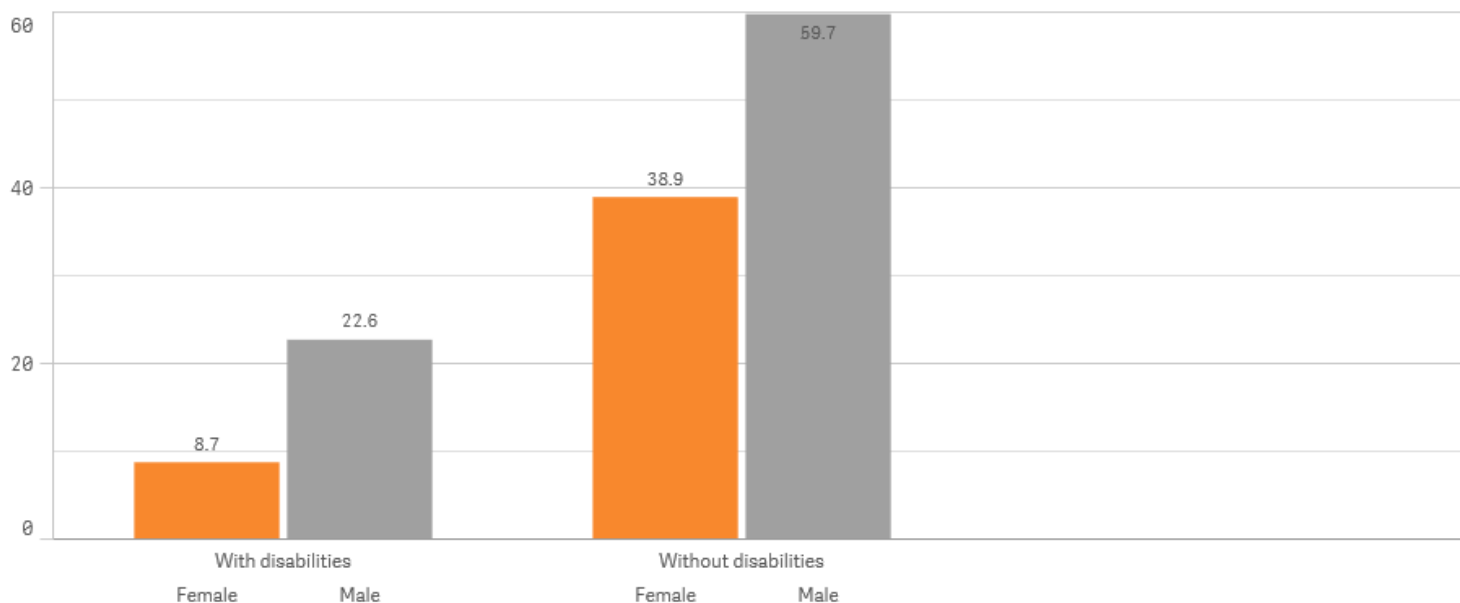
↔ Inverse View



Proportion of persons by disability status, activity status, and sex in Bosnia and Herzegovina

% Economically active

[How to read the chart](#)



Data

Meta-data

Metadata

| Category | Metadata Description |
|----------|----------------------|
|----------|----------------------|

| | |
|--------|--|
| Source | Census of Population, Households and Dwellings in BiH 2013 |
|--------|--|



Glimpse into other on-going work related to
the observed rates

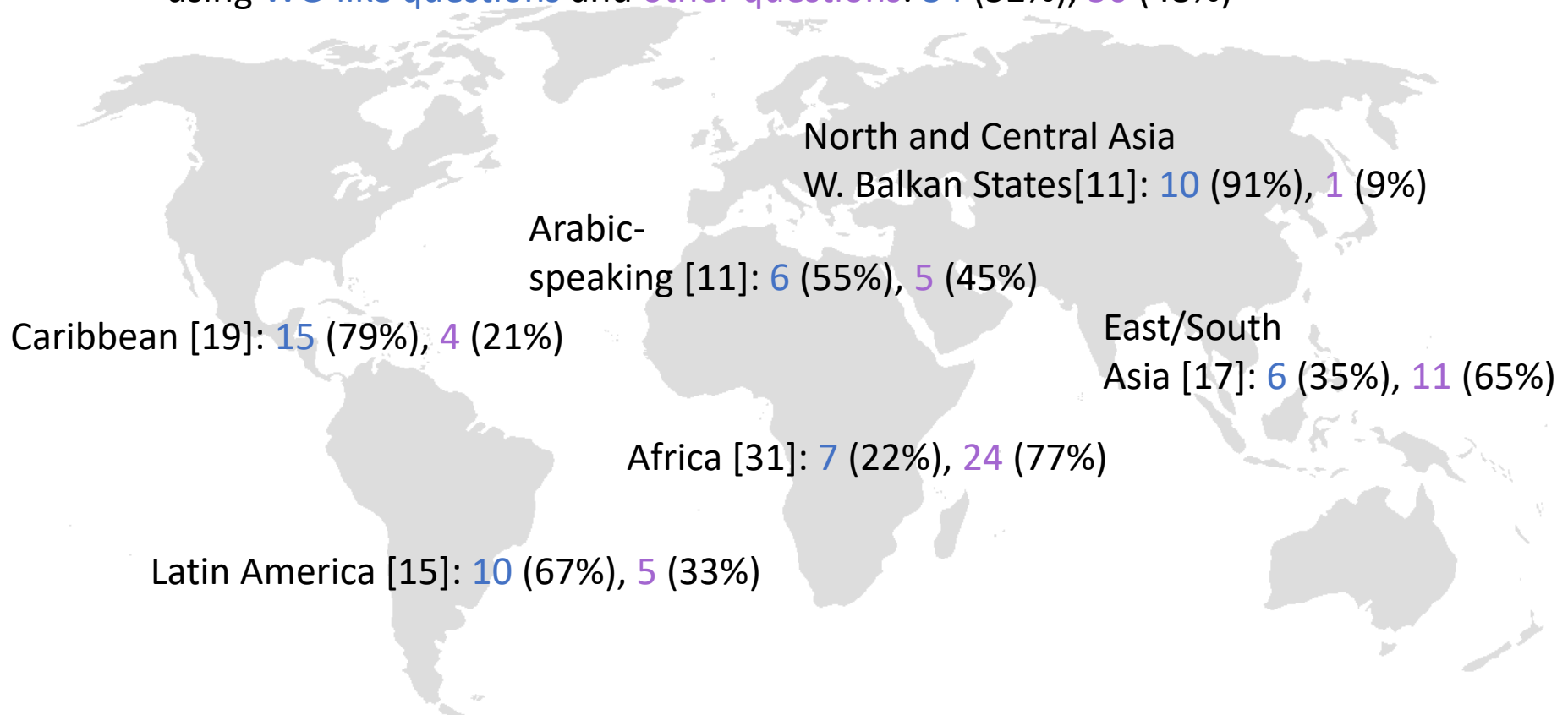


Disability questions by region (# and %)

World

Total number of countries [104]

using **WG-like questions** and **other questions**: 54 (52%), 50 (48%)



Disability questions by region (# and %)



Generic qn on long-standing (difficulty/problem) illness, disability or infirmity that limits carrying out day-to-day activities and WG-like questions

Questions on difficulty or permanent limitations and WG-like questions and/or impairments and medical conditions

List of impairments

Generic qn/screener and list of impairments

Generic qn/screener and list of impairments and medical conditions

WG-like questions

| | List of impairments | Generic qn/screener and list of impairments | Generic qn/screener and list of impairments and medical conditions | Generic qn on long-standing (difficulty/problem) illness, disability or infirmity that limits carrying out day-to-day activities and WG-like questions | Questions on difficulty or permanent limitations and WG-like questions and/or impairments and medical conditions | WG-like questions |
|--|---------------------|---|--|--|--|-------------------|
| Africa | 3 | 18 | 3 | | | 7 |
| Arabic-speaking | 2 | 1 | 2 | | | 6 |
| Caribbean | | | 4 | 7 | | 8 |
| East/South Asia | 4 | 7 | | | | 6 |
| Latin America | | | 5 | | 9 | 1 |
| North and Central Asia, West Balkan States | | 1 | | 3 | | 7 |
| Total | 9 | 27 | 14 | 10 | 9 | 35 |

Conclusions: Lessons learned so far



- ✓ Many countries are collecting data on disability than ever before
→ high response rate!
- ✓ A lot of data are available for national needs
- ✓ Many countries are exploiting multiple sources of data
- ✓ Harmonized data sets for cross-country comparability are available



Conclusions: Next steps



More should be done to learn about the differences among countries in the rates of disability based on similar questions



On-going work on the development of international guidelines on disability to benefit from analyses of the data



Tuning up for the next issue of UNSD's publication *World's Women* for some analysis on disability



UNSD's looking for partnerships for the Global Disability Statistics Programme



Thank you!