



United Nations
Economic Commission for Africa

UNECA CAPACITY-BUILDING PROGRAMMES ON FDES, SUTs, AND EE-SUTs IN AFRICA

Xiaoning Gong

Chief, Economic Statistics and National Accounts
Section

African Centre for Statistics, ECA at

Partner meeting of SDG projects in Africa--FDES,
SUTs, and EE-SUTs on 8 March 2018 (DC2-2330)

Outline of the Presentation

- SDGs: Requirements and challenges
- Capacity Building Programmes on FDES, SUTs, and EE-SUTs
- FDES: Activities and Time Table
- SUTs: Activities and Time Table
- EE-SUTs: Activities and Time Table



SDGs: Requirements




- For measuring, monitoring, and evaluating the sustainable development goals, we need to have three pillars of statistics:
 - Economic statistics
 - Environment statistics
 - Social statistics



SDGs: Coping with the Challenges

- ***Capacity building programme on FDES***: For countries that are in an early stage of development in environment statistics → to implement the Framework for the Development of Environment Statistics (**FDES**);
- ***Capacity building programme on SUTs***: For countries that have not had SNA based supply-use tables (SUTs) yet → to compile **SUTs**;
- ***Capacity building programme on EE-SUTs***: For countries that have already had SUTs and a pretty good base of environment statistics → to expand their SUTs by including environmental issues, i.e. compiling environmentally expanded SUTs (**EE-SUTs**).



Player		Activities		
ECA and Partners		<u>Phase I</u> : e-Training	<u>Phase II</u> : Face-to-face Seminar	<u>Phase III</u> : National Workshops and Technical Assistance
Country Participants		<i>Gain knowledge and skills</i>	<i>Prepare to take off</i>	<i>Compile a compendium or an account(s)</i>
Subject	FDES			
	SUTs			
	EE-SUTs			

	Participated in e-Training		Participated in Final Assessment		Follow-up
	Countries	Participants	Countries2	Participants 2	Pilot countries
Subjects					
FDES	37	203	24	69	8
SUTs	41	311	34	94	
EE-SUTs					

FDES

ACTIVITIES AND TIME TABLE

Capacity Building Programme on FDES in Africa: Activities and Timeline [1 of 2]

Date/Time	June				July				August				Sept				2017-18
Activities	1	2	3	4	1	2	3	4	1	2	3	4	1	2	3	4	
1. E-training	x	x	x	x													
- Assessments					x	x	x	x									
- Preparation for face-to-face seminar (Identify key statistics and related data sources)									x	x	x	x					
2. Face-to-face seminar													x				
3. Technical assistances														x	x	x	x

Capacity Building on FDES in Africa: Activities and Timeline [2 of 2]

Activities		2018											
		M 1	M 2	M 3	M 4	M 5	M 6	M 7	M 8	M 9	M 10	M 11	M 12
Compilation of Compendium of EnvStat in pilot countries	A2.1: Technical assistance missions I (assist data collection in pilot countries)	x	x	x	x								
	A2.2: Technical assistance missions II (assist data processing in pilot countries)					x	x	x	x				
	A2.3: Technical assistance missions III (assist data compilation in pilot countries)									x	x	x	x

SNA-Based SUTs

ACTIVITIES AND TIME TABLE

	Activity	Quarter			
			Q1	Q2	Q3
1	Regional inauguration workshop (incl. plan and methodology)	1M	X		
2	Inauguration missions to countries (5)	3M	X		
3	National user-producer workshops (5)	3M	X		
4	-- Investigate the current compilation practices of supply-use tables and national accounts by activity data, where available. This will include in depth discussions on the approaches used to estimate the informal economy.	4M		X	
5	-- Examine the range (and appropriateness) of existing national data sources to develop national supply-use tables	5M		X	
6	Technical assistance for data processing (5)	7M			X
7	National training workshops on data processing techniques (5)	7M			X
8	-- Link firm-level data contained in customs records with the same firms included in statistical business registers (where available) or administrative registers.	8M			X

	Activity		Quarter				
			Q4	Q5	Q6	Q7	Q8
9	Technical assistance for data compilation (5)	11M	X				
10	National training workshops on data compilation techniques (5)	11M	X				
11	-- Develop supply-use tables with complementary import flow matrices that capitalize on micro-data linking.	12M	X				
12	-- Split activity information in supply-use tables into two components (formal and informal) and ensure coherence of related flows (typically imputations for the informal economy) throughout the supply-use framework.	13M		X			
13	-- Facilitate the integration of pilot countries into the OECD-WTO TiVA database, assimilating feedback on improvements to trade data (and GDP), within revised supply-use tables.	14M		X			
14	Technical assistance for data analysis (5)	16M			X		
15	National training workshops on data analysis techniques (5)	16M			X		
16	-- Produce recommendations for the creation and compilation of supply-use tables and improved measurement of the informal economy (by the three categories of country described above)	17M			X		
17	-- Produce a mechanism, process and time-table for a permanent African TiVA database, consistent with OECD-WTO TiVA and international benchmark measures of international trade.	18M			X		
18	Regional project-conclusion workshop (sharing and exchanging experience and good practice)	20M				X	
19	Final external evaluation of the Project	22M					X

EE-SUTs

ACTIVITIES AND TIME TABLE

Activities		Y1				Y2			
		Q 1	Q 2	Q 3	Q 4	Q 1	Q 2	Q 3	Q 4
EA1	A1.1 E-learning for all countries in Africa	X	X						
Enhanced capacity of Member States to collect and compile data for EE-SUTs in five selected pilot countries	A1.2 Compilation of training material/report on administrative data collection for EE-SUTs	X	X						
	A1.3 Preliminary analysis of environmental data availability		X						
	A1.4 Regional capacity building workshop		X						
	A1.5 National workshop (2 per country)			X					
	A1.6 Data collection and compilation of EE-SUTs			X	X				
	EA2	A2.1 Regional workshop					X		
Strengthened capacity of Member States to disseminate and apply the compiled EE-SUTs for policy formulation, analysis, and research	A2.2 Analysis and application					X	X		
	A2.3 Support countries in developing and strengthening data dissemination system					X	X	X	
	A2.4 National meeting to review and release the final results of the project							X	
EA3	A3.1 Regional closing workshop								X
Increased awareness on the EE-SUTs in the region	A3.2 Dissemination of the project documents and other relevant resources				X				X

Capacity Building on EE-SUTs in Africa: Activities and Timeline [2 of 4]

Activities		2018/19											
		M5	M6	M7	M8	M9	M10	M11	M12	M1	M2	M3	M4
EA2: Compilation of EE-SUTs in pilot countries	A2.1: Technical assistance missions I (assist data collection in pilot countries)	X	X	X	X								
	A2.2: Technical assistance missions II (assist data processing in pilot countries)					X	X	X	X				
	A2.3: Technical assistance missions III (assist data compilation in pilot countries)									X	X	X	X

Capacity Building on EE-SUTs in Africa: Activities and Timeline [3 of 4]

Activities		2019							
		M5	M6	M7	M8	M9	M10	M11	M12
EA2	A2.4: Regional workshop to share and exchange good experience and best practice on data collection, processing, and compilation for EE-SUTs.		X						
EA3: Strengthened capacity of Member States to disseminate and apply the compiled EE-SUTs for policy formulation, analysis, and research	A3.1: Regional workshop on application and analysis of EE-SUTs.				X				
	A3.2: Technical assistance missions IV (assist data analysis, application, and report writing in pilot countries).					X	X	X	X

Capacity Building on EE-SUTs in Africa: Activities and Timeline [4 of 4]

Activities		2019							
		M5	M6	M7	M8	M9	M10	M11	M12
EA4: Increased awareness on EnvSat and the environmental-economic accounting in the region	A4.1 Support countries in developing and strengthening data dissemination system	X	X	X	X				
	A4.2 National meeting to review and release the final results of the project					X	X	X	
	A4.4: Regional workshop (exchanging experiences and best practices and finalizing the technical report)					X			
	A4.5 Dissemination of the project documents and other relevant resources					X	X		

Thank you!

