

Jordan's Experience in Improving Migration Statistics

Dr. Qasem S. Alzoubi

Director General of Statistics

*Panel: Improving Migration Statistics
at National Level – UNSD*

Introduction

- Migration is one of the population dynamics as well as births and deaths.
- Migration affects the population size and composition in addition to economic, social, and stability factors.
- Geographic location of Jordan has played an important and distinctive role throughout ages, making it a gateway to many population movements, whether in times of peace or conflict.

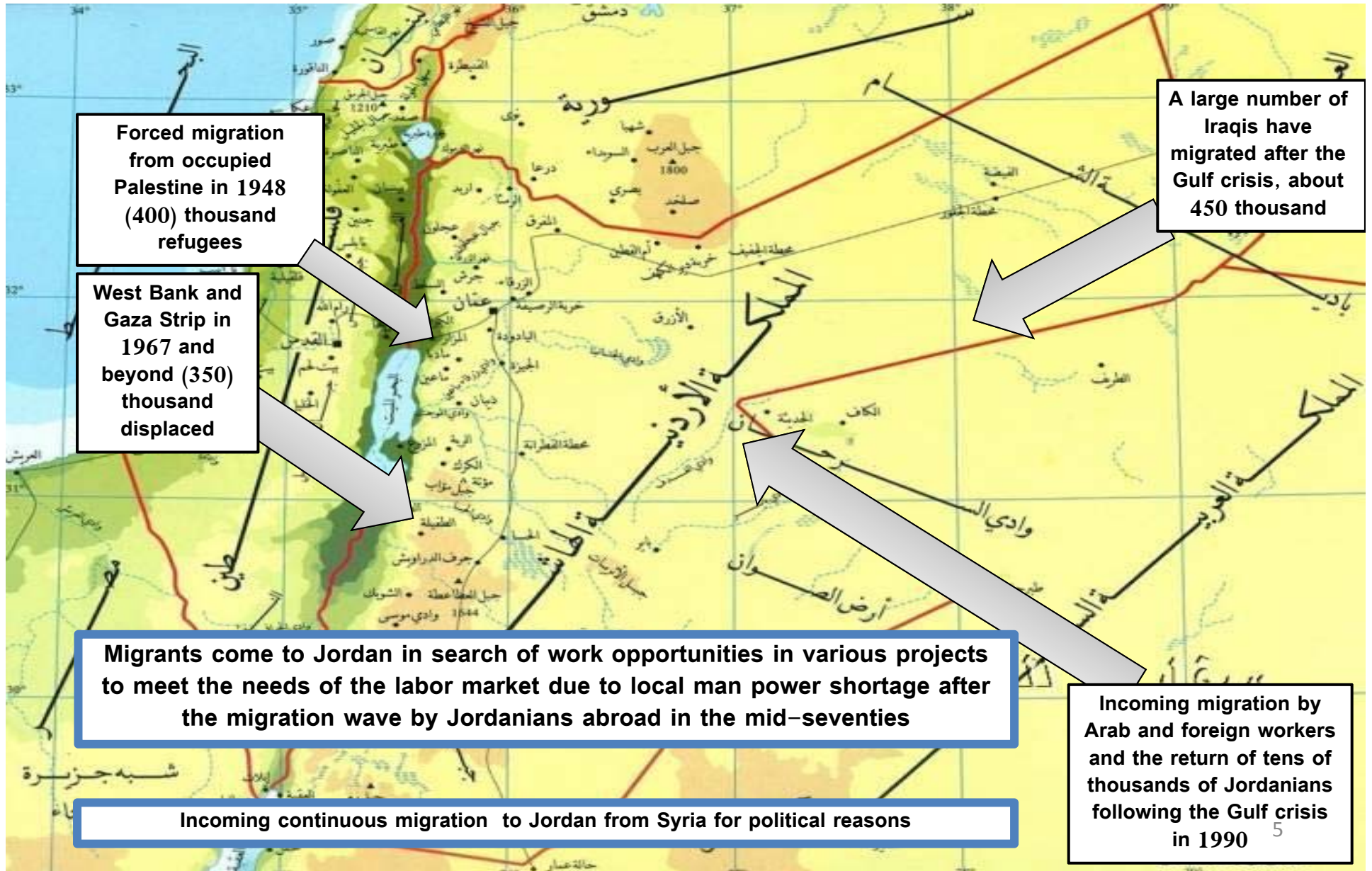
Introduction(contd.)

- The government of Jordan has committed to implementing the Sustainable Development Agenda of 2030 and New York Declaration including:
 - Establishing A higher Ministerial Committee.
 - Jordan’s Review Report has been delivered to the higher political committee in October 2017.
 - DOS has established a Division for Sustainable Development Indicators and a Directorate for management of data from both censuses, and surveys, and administrative data. This Directorate and Division will coordinate in SDGs data and indicators (including Migration) within the framework of the National Strategy for Development of Statistics (2018–2022) in order to institutionalize this vision.

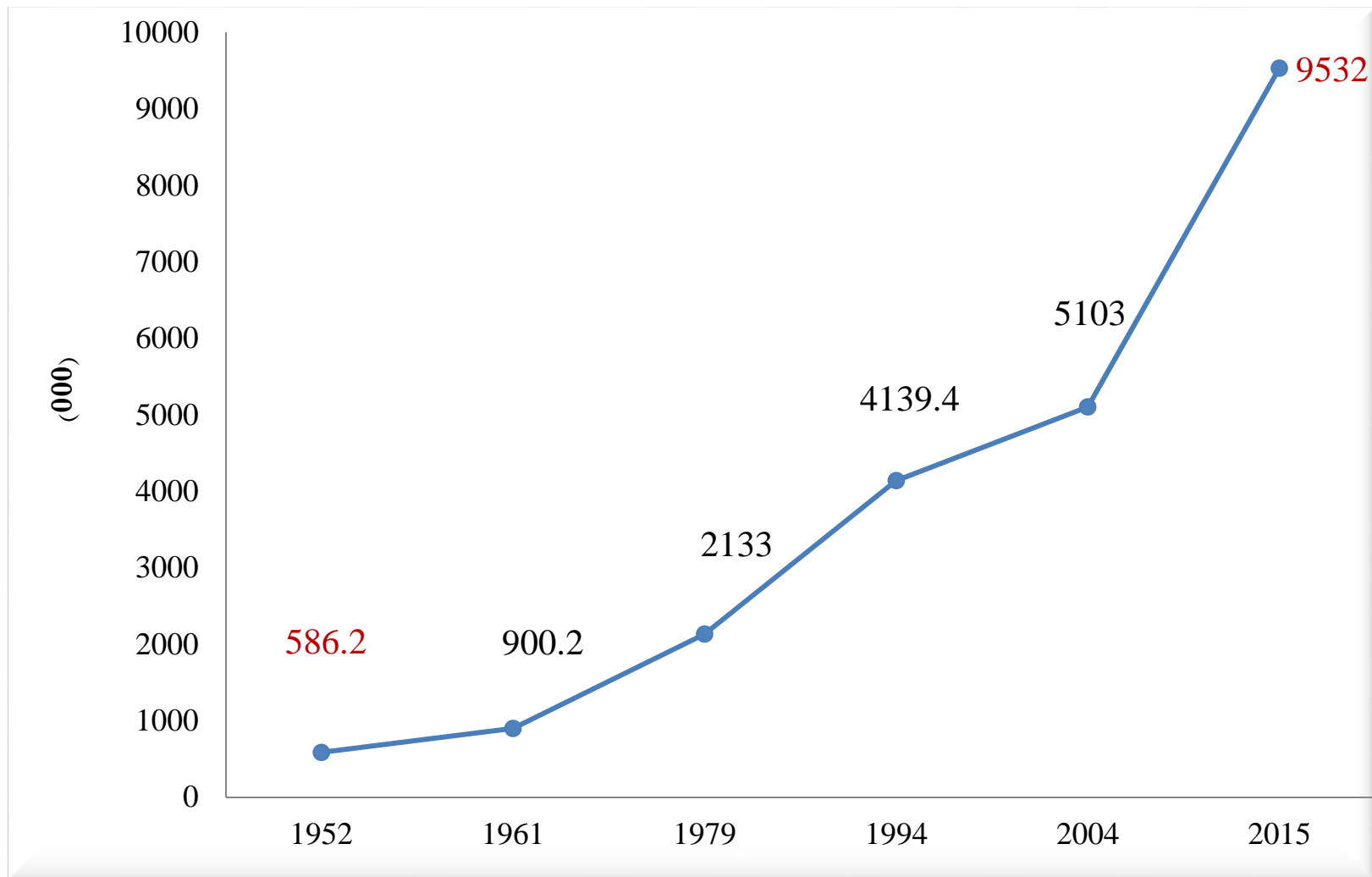
Importance of Migration Statistics

The importance of migration data to decision makers, planners, international organizations and other users is to identify its size, levels and trends in Jordan. The aim is to contribute to making the right decisions and necessary measures to tackle and organize this phenomenon. The country can also direct investment projects, services and infrastructure to the right direction.

Historical Overview on the migration of Non-Jordanians to Jordan



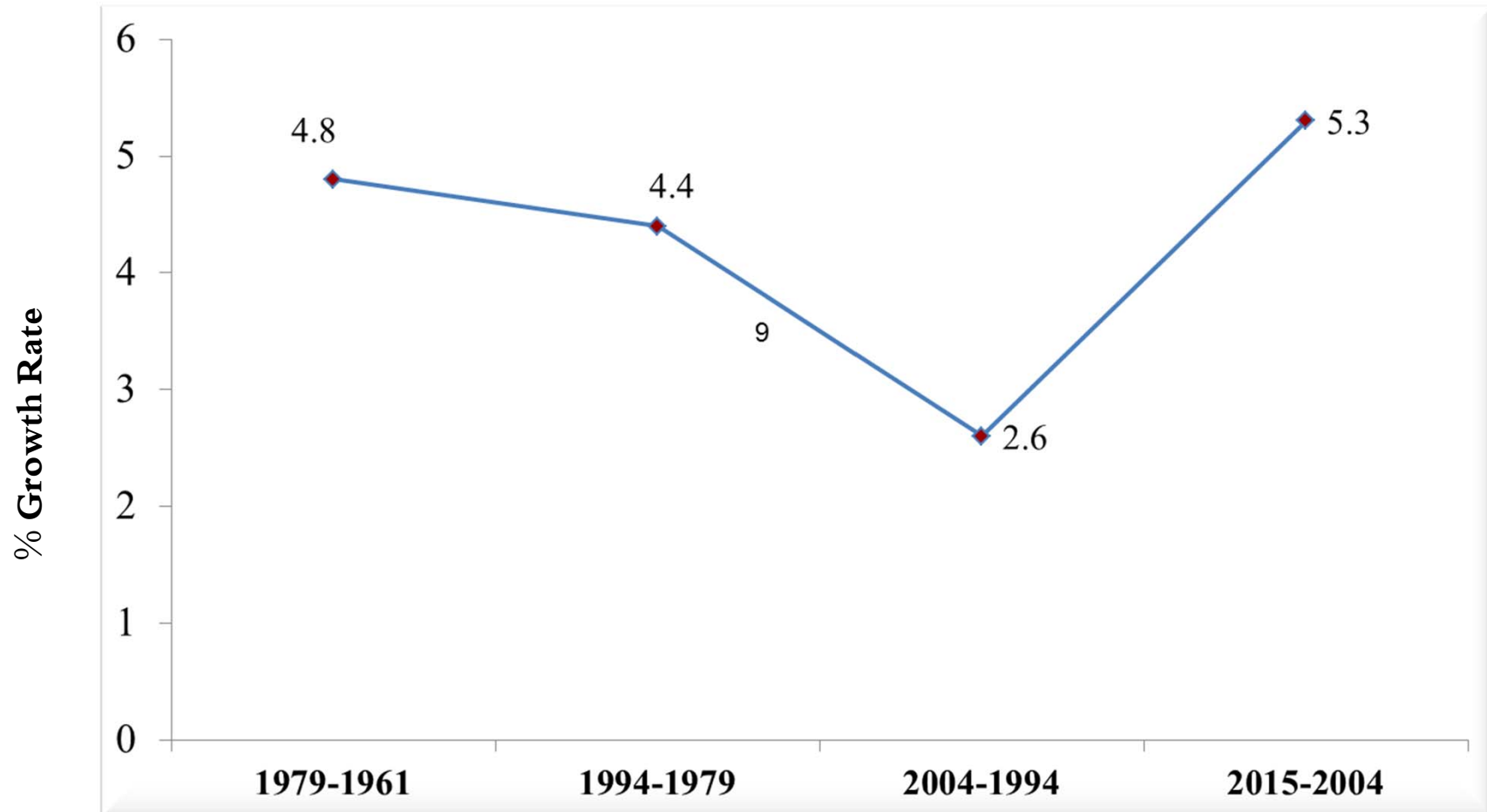
Population Increase in the kingdom During the Censuses



Source: General Population and Housing Censuses for the said years

Population Growth Rate During 2004–2015 was about 5.3%.

The rise in this rate is due to migrations, including forced migration and asylum to the kingdom

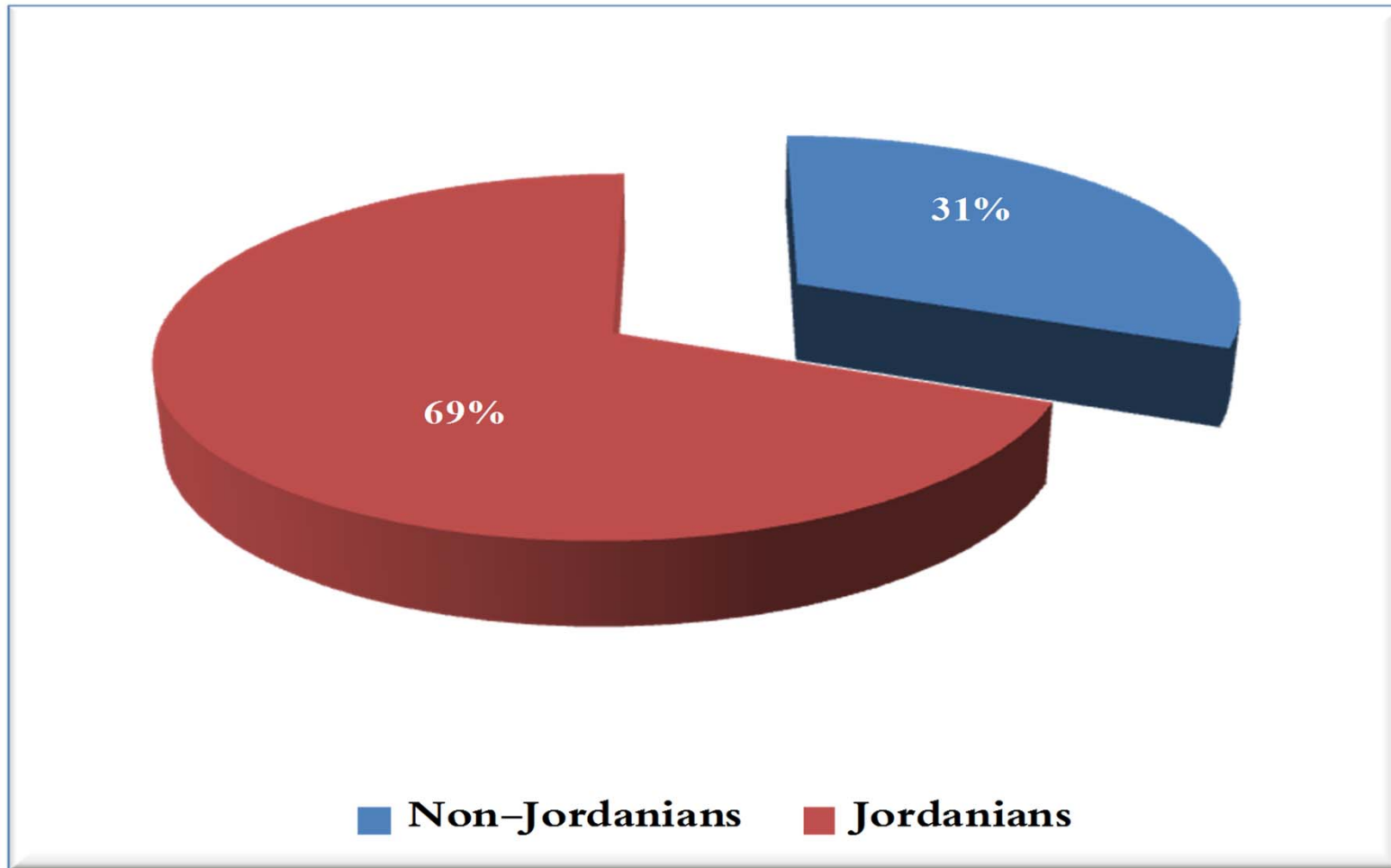


Source: General Population and Housing Censuses for the said years 7

Non – Jordanian population by nationality – Census of 2015

Nationality	Sex		
	Male	Female	Total
Jordanian	3368042	3245545	6613587
Syrians	628,226	637,288	1,265,514
Egyptians	523,634	112,636	636,270
Palestinians	349,062	285,120	634,182
Iraqis	66,019	64,892	130,911
Yemenis	18,756	12,407	31,163
Libyans	13,575	9,125	22,700
Other nationalities	79,510	117,875	197,385
Total Non - Jordanian	1,678,782	1,239,343	2,918,125
Total Kingdom	5,046,824	4,484,888	9,531,712

Proportional Distribution of Population in Jordan by nationality - 2015



Source: General Population and Housing Census - 2015



Three Scenarios for Population Projections

Jordanians

Non-Jordanians

**Estimated Population of the Kingdom by the High-Basic Scenario
(Continuation of Current Status) During (2015-2050).**

Total	Nationality		Year
	Non-Jordanians	Jordanians	
9,401,993	2,890,138	6,511,855	2015
10,466,345	3,178,857	7,287,488	2020
11,641,209	3,508,885	8,132,324	2025
12,919,279	3,880,622	9,038,657	2030
14,275,995	4,292,926	9,983,069	2035
15,727,857	4,763,274	10,964,583	2040
17,306,979	5,300,094	12,006,885	2045
19,042,373	5,913,070	13,129,303	2050

Estimated Population of the Kingdom by the Medium Scenario During (2015–2050)

Total	Nationality		Year
	Non-Jordanians	Jordanians	
9,401,992	2,890,137	6,511,855	2015
10,294,911	3,054,097	7,240,814	2020
11,188,353	3,239,395	7,948,958	2025
11,995,549	3,385,627	8,609,922	2030
12,394,488	3,157,883	9,236,605	2035
12,778,164	2,934,233	9,843,931	2040
13,136,053	2,714,931	10,421,122	2045
13,447,942	2,500,244	10,947,698	2050

Estimated Population of the Kingdom by the Low Scenario During (2015–2050)

Total	Nationality		Year
	Non-Jordanians	Jordanians	
9,401,992	2,890,137	6,511,855	2015
10,044,153	2,817,574	7,226,579	2020
10,644,336	2,753,048	7,891,288	2025
11,145,040	2,670,790	8,474,250	2030
11,614,924	2,600,609	9,014,315	2035
12,077,487	2,533,184	9,544,303	2040
12,515,598	2,468,661	10,046,937	2045
12,901,390	2,407,186	10,494,204	2050

Migration Data Sources

- First: Department of Statistics(DoS)

- General Population and Housing Censuses
- Sample Surveys

- Second : Administrative Records

Sources of Administrative Migration Data

**Ministry of
Interior**

**Residence and Border
Department / Public
Security Directorate**

**General Intelligence
Department**

**Civil Status
and
Passports
Directorate**

**Social
Security
Corporation**

**Ministry of
Labor**

**Ministry of
Tourism and
Antiquities**

Impact of Migration

- **Demographic**: Change in population and age structure.
- **Economic**:
 - Increased demand for consumption goods especially from imports.
 - Increased demand for limited natural resources, like water.
 - High volume of remittances abroad
 - Impact on wages and an increase in the size of unemployment rates.
 - Pressure on infrastructure and social and security services.

On-going Initiatives

1. Jordan is interested in the National Strategy for Development of Statistics (NSDS) in order to organize the statistical work of all stakeholders including the migration data.
2. There is a “Higher Ministerial committee to follow up on SDGs.
3. MEDSTAT (IV).
4. MIEUX Project: It is a joint initiative funded by the European Union (EU) and implemented by the International Centre for Migration Policy Development (ICMPD).

Required Assistance

Jordan expects to receive support from the international community in general and from the UN in particular in the following fields:

- 1) Electronic link between the institutions concerned with migration data through adoption of new technologies and modern equipment.
- 2) Harmonizing data and setting up of the infrastructure for data preparation and analysis.
- 3) Building a platform for data.
- 4) Building capacity through transferring of international expertise.
- 5) Study the experience of developed countries in migration management.

THANK YOU