



Freedom  
happens  
now.



# The Counter-Trafficking Data Collaborative

Sara Crowe

Associate Director – Data Systems

Polaris



# The Information Gap

## OBSTACLES TO DATA COLLECTION

- Covert Crime and Barriers to Victim Identification
- Lack of Resources
- Data Privacy Concerns

## OBSTACLES TO DATA SHARING

- Data Privacy Concerns
- Incompatible Values and Variables
- Conflicting Definitions
- Incompatible Formatting
- Lack of Technical Resources and Solutions



# Existing Datasets



+45,000 victims

Victims from 132 nationalities

Served by IOM offices in 66 countries



+31,000 potential trafficking situations

+14,000 victims recorded since 2015



# CTDC: Addressing Obstacles to Data Sharing

## OBSTACLES TO DATA SHARING

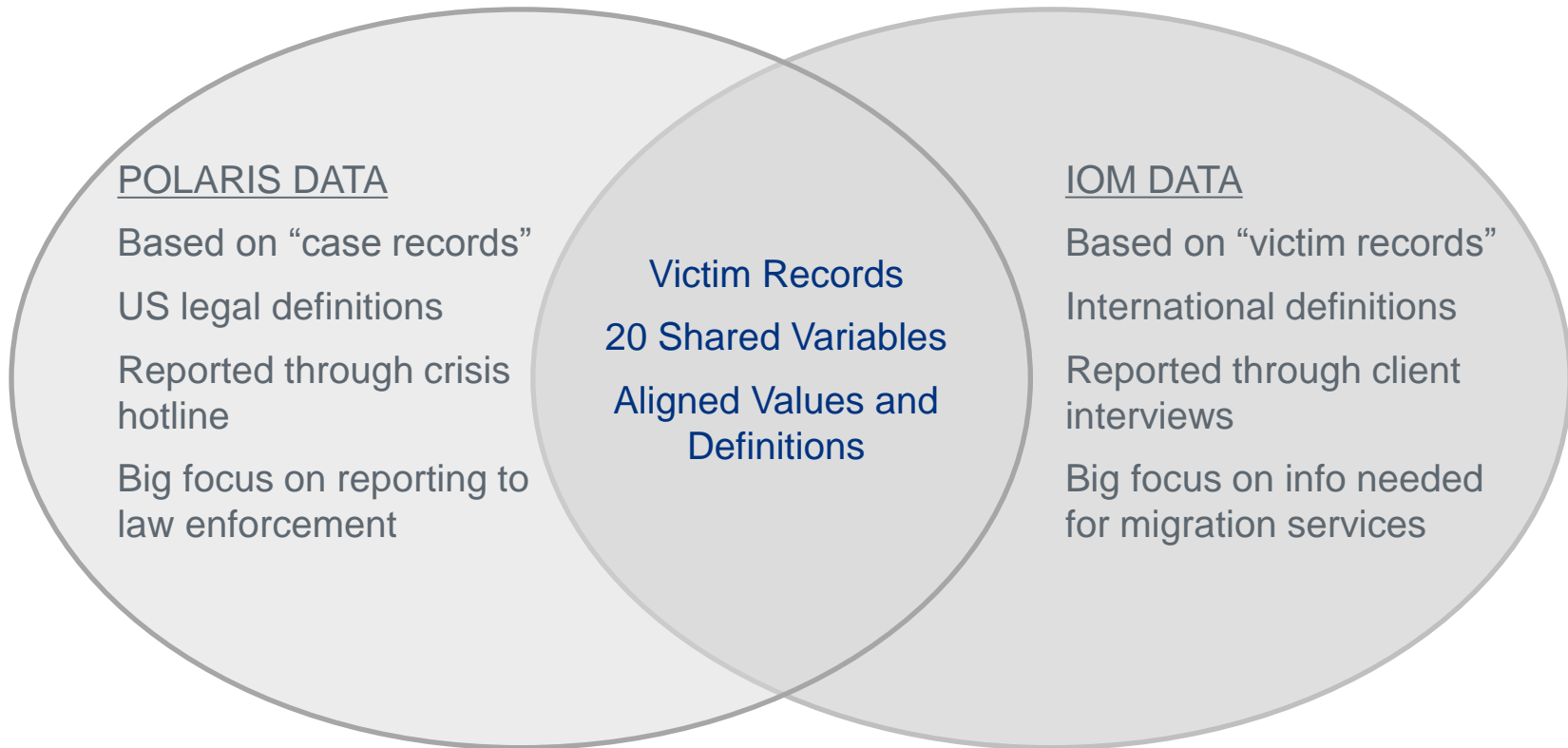
- Data Privacy Concerns
- Incompatible Values and Variables
- Conflicting Definitions
- Incompatible Formatting
- Lack of Technical Resources and Solutions

## SOLUTIONS

- De-Identification Process
- Identify Overlap and Align Future Changes
- Data Norming
- Standardization
- DKAN

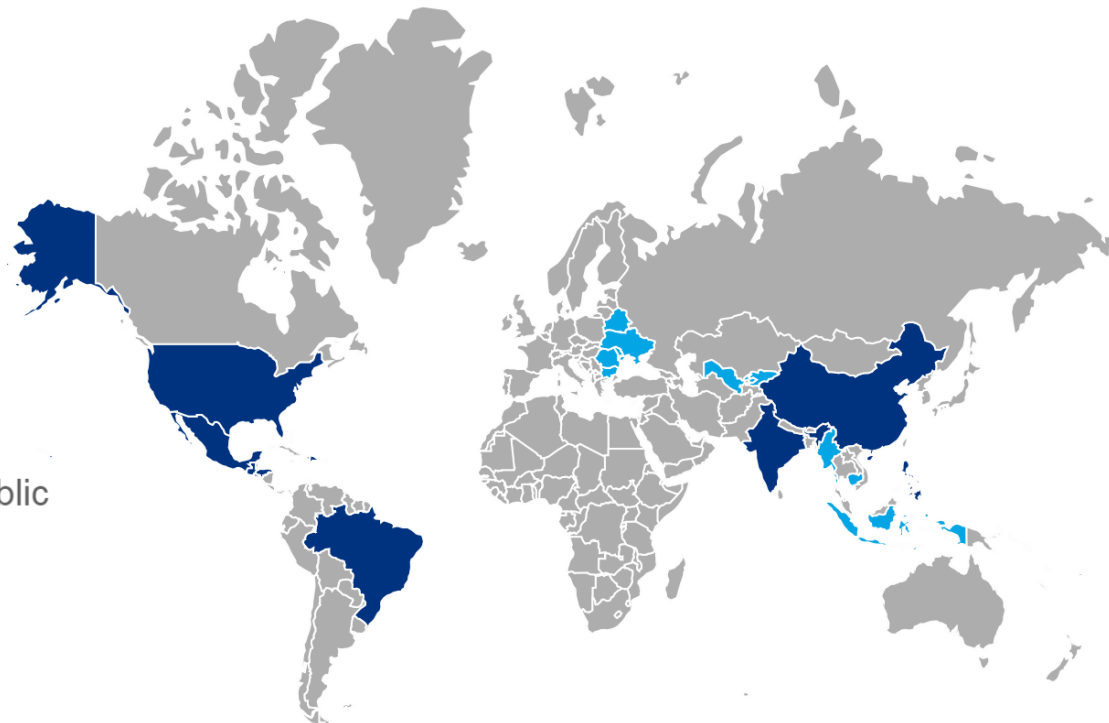


# CTDC: Data Norming





## Top 10 Victim Nationalities by Organization



### Polaris

1. United States
2. Mexico
3. The Philippines
4. Guatemala
5. China
6. Honduras
7. El Salvador
8. India
9. Brazil
10. Dominican Republic

### IOM

1. Ukraine
2. Moldova
3. Belarus
4. Indonesia
5. Romania
6. Kyrgyzstan
7. Myanmar
8. Uzbekistan
9. Cambodia
10. Bulgaria





## Type of Exploitation



■ Sex and Labor(36.17%) ■ Sex(32.63%) ■ Labor(27.21%)  
■ Other/Unspecified(3.99%)

## Top 5 Types of Forced Labor



1. Domestic Work



2. Construction



3. Agriculture



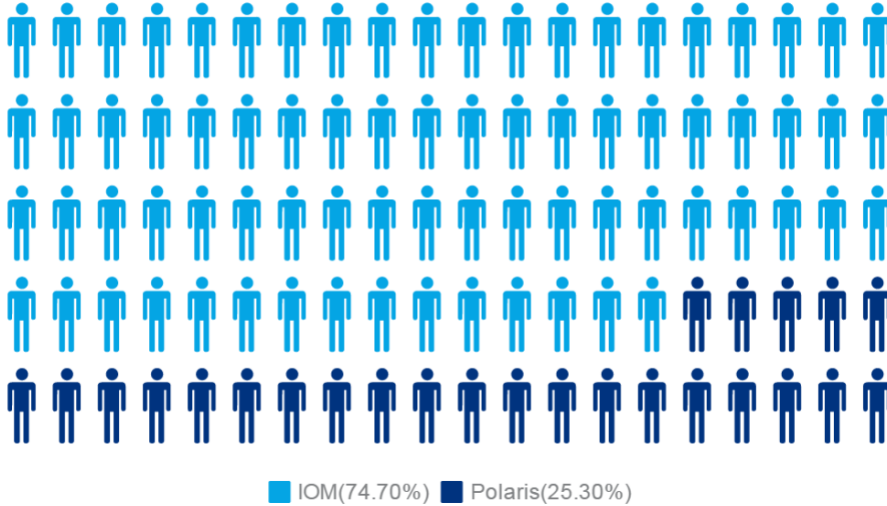
4. Manufacturing



5. Begging



## Victim Records by Organization



## Gender of Victims Recorded

