

Actions in Implementing the NQAF

Uganda Country Example

SSOMBWE RONALD

Head Quality Assurance

ronaldssombwe@ymail.com ; ronald.ssombwe@ubos.org

14-18 October 2019

Addis-Ababa - Ethiopia

Outline

- ❑ UBOS mandate and strategic direction
- ❑ Quality Assurance Framework
- ❑ Institutional Arrangements and Coordination Mechanism
- ❑ Implementation strategy
- ❑ Implementation Challenges

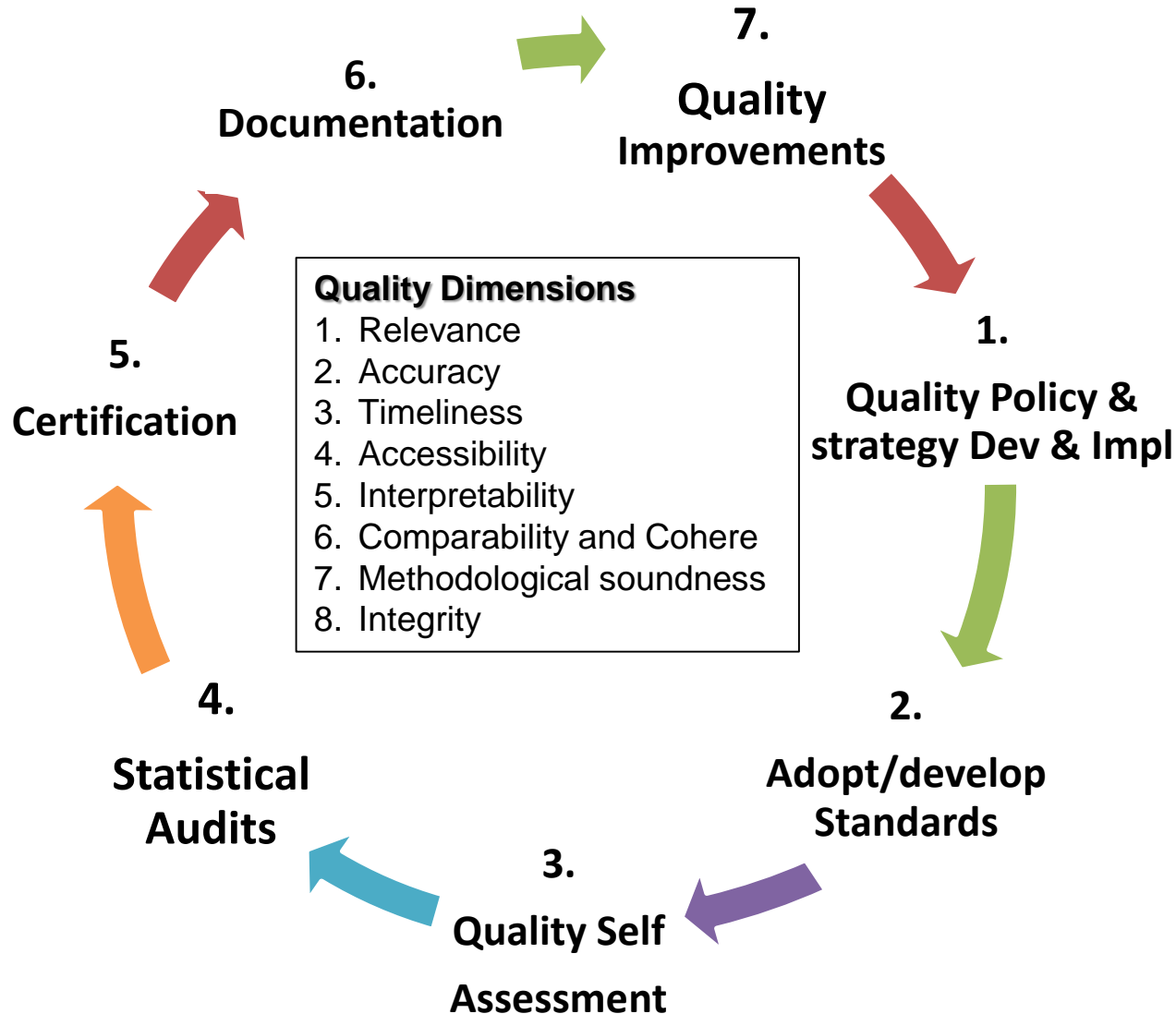
The UBOS Act, No 12 of June 1998 :

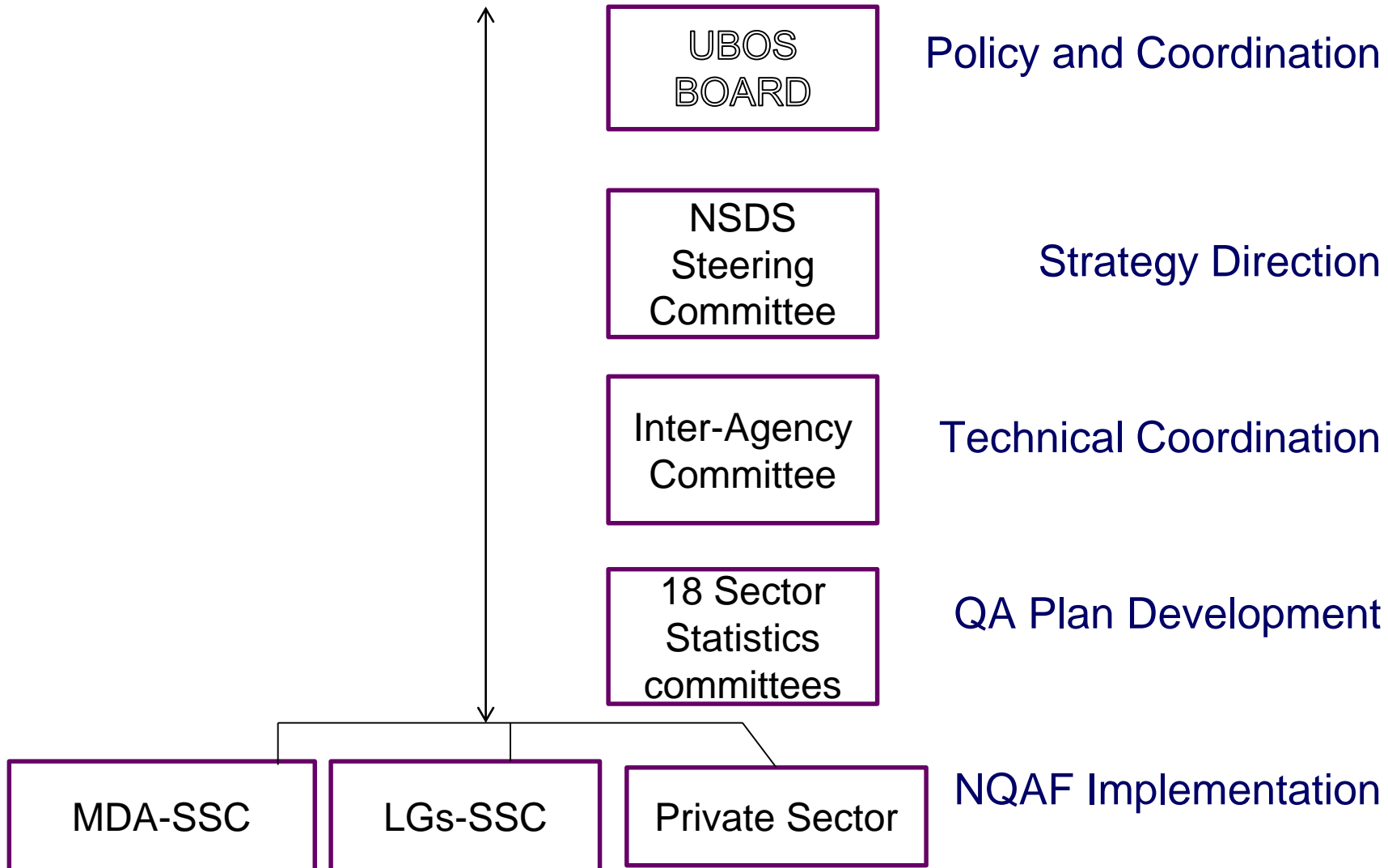
Mandate: Development and maintenance of a National Statistical System (NSS) to produce and disseminate Official statistics to inform policy decisions and planning(**cover all NSS members**).

Mission:

- A Coordinated the National Statistical System.
- Provide quality demand driven statistics & services
- Support policy decisions, research and development initiatives

UGANDA-NQAF 2012





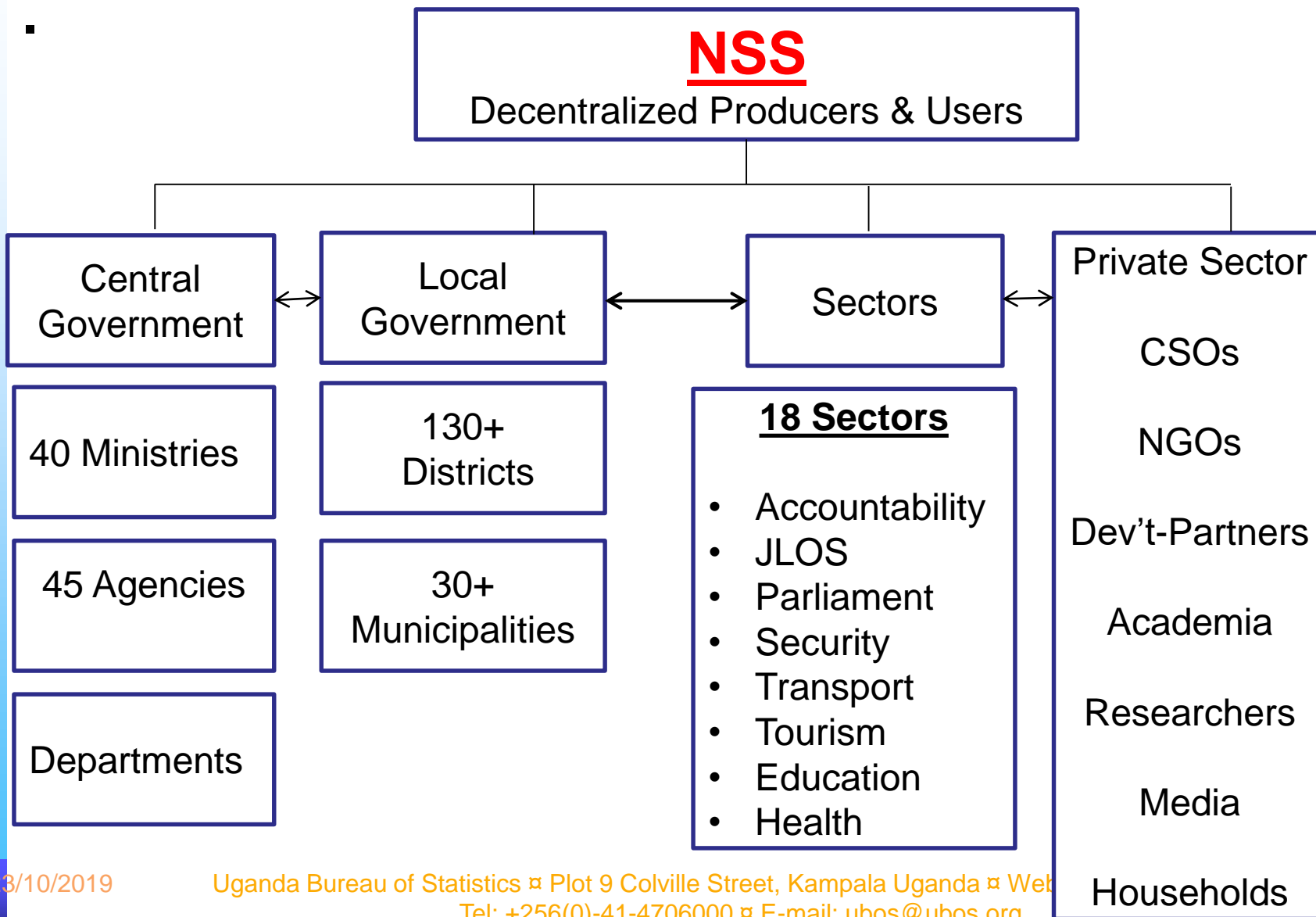


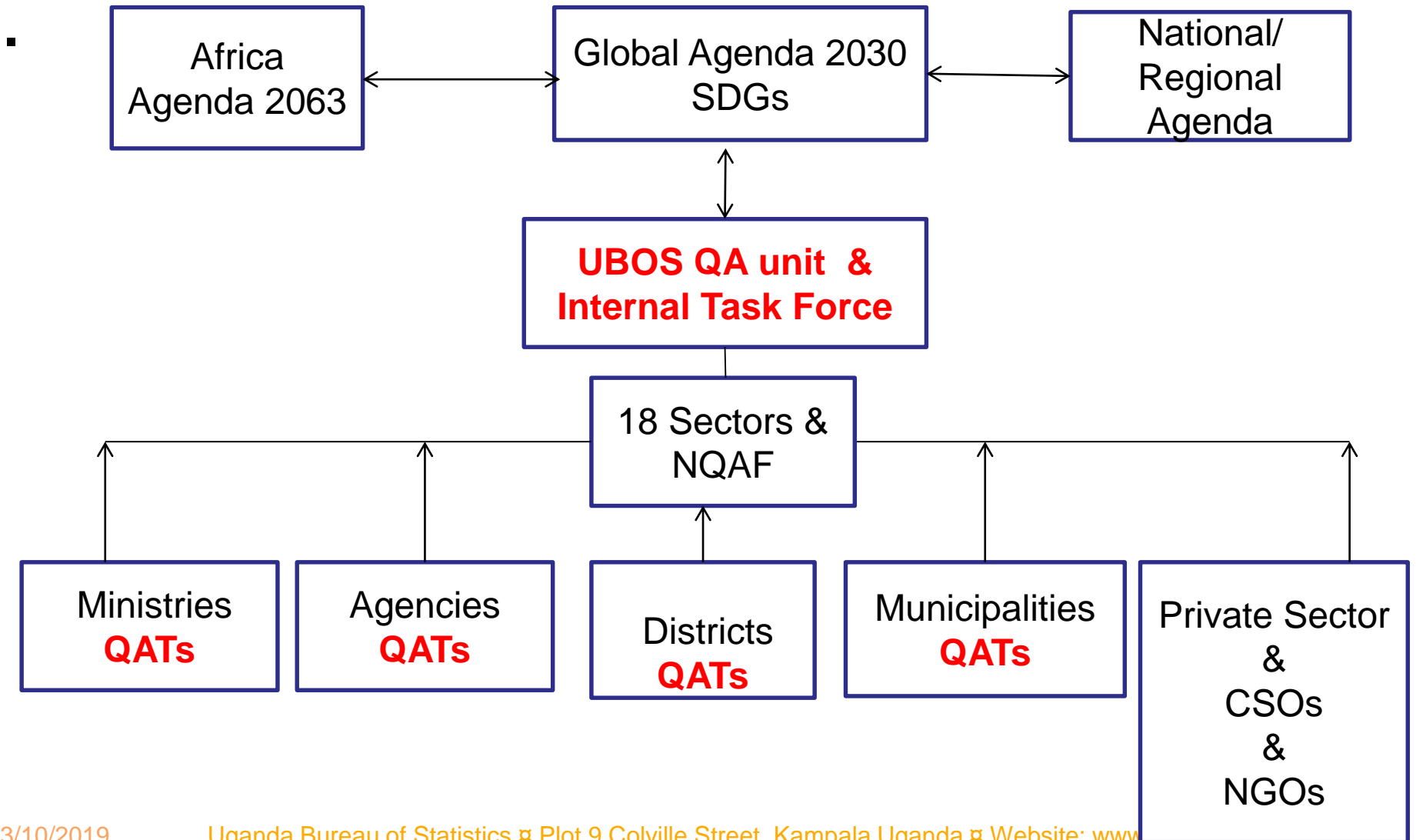
Other Strategic Committees



Subject Sub-Committees support NQAF implementation

- a. Standards Technical committee
- b. Gender Statistics Committee
- c. National Agriculture Statistics Technical committee
- d. SDG Technical Working Group/committee
- e. Research Committee
- f. Quality Assurance committee at MDA/District level





The Plan for National Statistical Development
Has the declaration on Quality

The PNSD/NSDS is
a consolidation of
Strategic Plan(
Sectors, MDAs, and
HLGs) **for**
implementation of
the NQAF for Official
Statistics

Theme:
Enhancing
Data
Quality
and Use



Implementation Actions



Goal is to Enhance Data Quality Assurance for Continuous Improvement

Actions:

- Policy Development/Review/Monitoring
- Five year Quality Assurance strategy, Annually targeted strategies
- Identify key indicators(output and outcome indicators) for assessment
- Conduct tailor-made trainings on quality management
- Assess quality of data & statistical products and Institutional Environment
- Support quality improvement in data, processes and products management

Levels & Indicators	National Indicator Structure	Standard (NSI)	Compilation approach	NQAF Tools for:
<u>Level 1</u> Graduation to Middle Income Status	Policy Indicators	Outcomes	GSBPM and the NSS is supported to adhere	<ul style="list-style-type: none"> • Code of Practice • Guideline for quality statistics • Standard manuals • Rules for surveys • Annual QA strategy <p>Questionnaires:</p> <ul style="list-style-type: none"> • Self Assessment • Administrative data • Institutional environ't • Audit • Reporting Templates
<u>Level 2</u> NDP II Objectives	Program indicators (NDP II Sector Level)	Outcomes		
<u>Level 3</u> Sector Outcomes	Sector indicators	Outcomes		
<u>Level 4</u> MDA Service delivery indicators	MDA Outcomes Indicators	Routine and output		



On-going Commitment



- a. Key indicators (GDP, CPI, PPI) have advance release calendars
- b. Output quality indicators are established (Relevance, Timeliness, Accuracy, Interpretability, accessibility)
- c. Metadata dictionary & compendium of concepts are periodically updated
- d. Quality reports are provided to users through a demand driven approach and to producers to enable improvements
- e. Assessment of institutional environment is conducted periodically, every 3 years.
- f. Participation in the Enhanced GDDS.

- a. Legal frame work not explicit on Quality Assurance
- b. Lack of a Q A policy(currently in draft)
- c. Coordination of a decentralised NSS
- d. Evolving Standards & need for capacity development
- e. NQAF not yet approved/requires review
- f. Limited resources against increasing demand for QA
- g. Dual role of the NSO/UBOS and weak commitment to QA
- h. Measurement & Quality Assurance of outcome indicators



I THANK YOU