



Women's empowerment in Brazil

Session 2: Measuring women's autonomy and physical empowerment

4th Global Forum on Gender Statistics

Ana L. Saboia

Cintia Agostinho

Lara Gama

Brazilian Institute of Geography and Statistics (IBGE)

Dead Sea, Jordan
March 28, 2012

Brazilian federal policies in the gender area

- **Improving women's autonomy is the main objective of the women's policies agenda in Brazil.**
- **Election of the first woman president in Brazil: Dilma Roussef, 2010.**
Priority redirection, from combating violence against women to promoting ***economic, social, cultural and political autonomy*** for women.
- **Lines of action:**
 - Tackling extreme poverty by facilitating equal access for men and women to quality jobs.
 - Supporting conciliation of professional, family and personal life.
 - Valorization of domestic work – remunerated or not.
 - Promoting cultural change: fighting prejudice, inequities and stereotypes.

Brazilian federal policies in the gender area

The institutionalization of women's policies in Brazil is recent:

- **Creation of the National Council for Women's Rights (CNDM), in 1985.**
Priority area of action: gender-based violence.
- **Creation of the Secretariat for Women's Policies, in 2003.**
Role: promoting transversal incorporation of the gender focus in all areas of public policy.
- **3 National Conferences for Women's Policies, in 2004, 2007 and 2011,**
with extensive social participation.
- **Creation of the Committee on Gender and Time Use Studies, in 2008.**
Interagency group composed by IBGE, the Secretariat for Women's Policies, the Institute for Applied Economic Research (Ipea), ILO-Brazil and UN Women-Brazil.

Empowerment of women in Brazil

A slow evolution

In spite of these recent efforts, Brazilian women are still underrepresented in all spheres of political power.

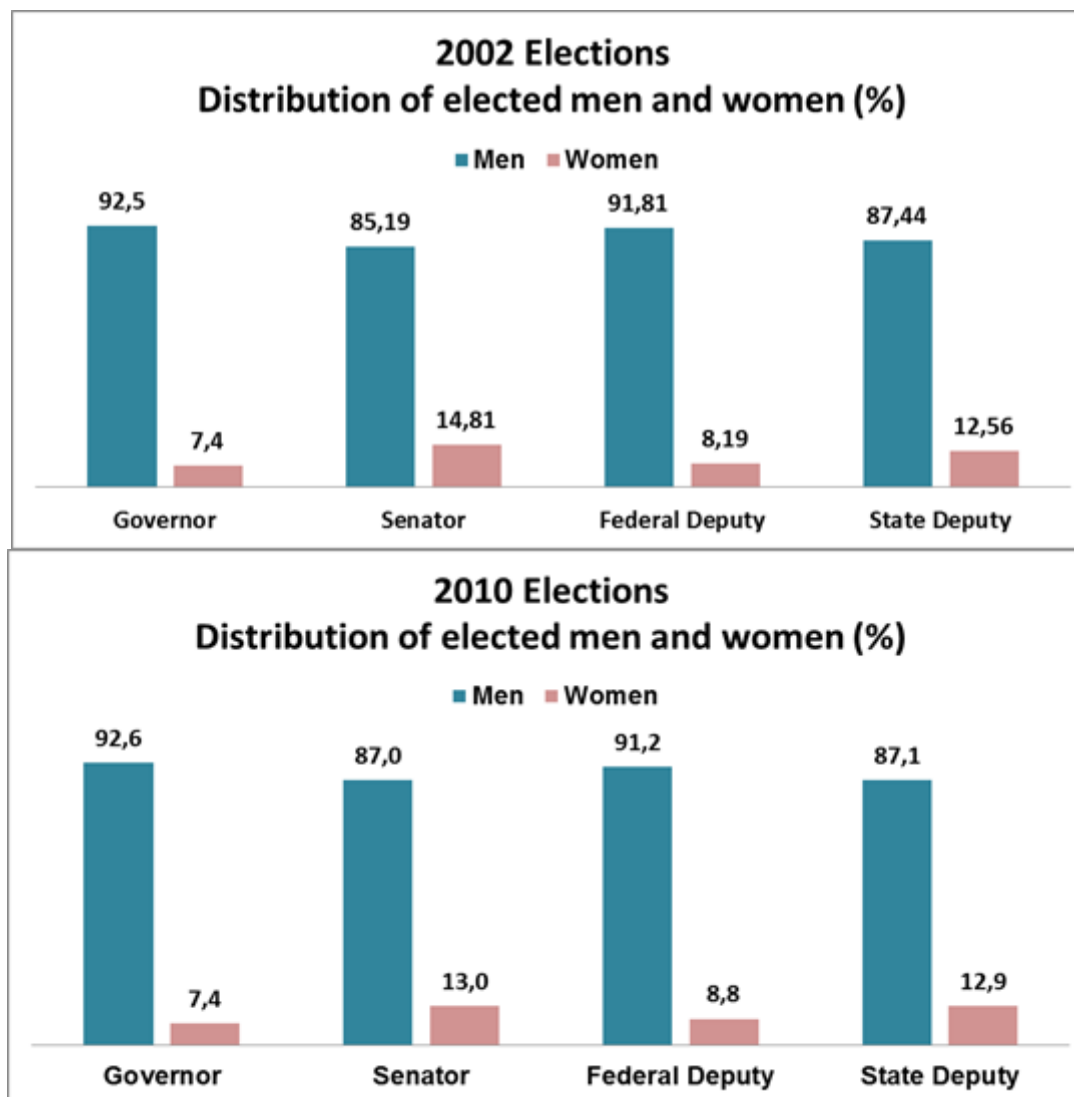
In the labor market, higher hierarchical positions are also not evenly distributed among men and women.

Positive changes are observed but occur very slowly.

Participation of women in politics in Brazil

- Right to vote and to be elected since 1932.
- Slow occupation of the several political spheres.
- In 1986, for the first time, there was an expressive number of women elected to the House of Representatives (26 deputies).
- In 1990, the first woman senator was elected.
- In 1994, the first woman governor was elected.
- In 2010, the first woman president of Brazil was elected (78 years after the right to vote).

National and states elections – 2002 and 2010



Source: Superior Electoral Tribunal. Available at: www.tse.jus.br

Women in Parliaments: World Classification

Lower or single House					
Rank	Country	Elections	Seats *	Women	% Women
1	Rwanda	9 2008	80	45	56,3%
2	Andorra	4 2011	28	14	50,0%
3	Cuba	1 2008	586	265	45,2%
4	Sweden	9 2010	349	156	44,7%
5	Seychelles	9 2011	32	14	43,8%
6	Finland	4 2011	200	85	42,5%
7	South Africa	4 2009	400	169	42,3%
8	Netherlands	6 2010	150	61	40,7%
9	Nicaragua	11 2011	92	37	40,2%
10	Iceland	4 2009	63	25	39,7%
11	Norway	9 2009	169	67	39,6%
12	Mozambique	10 2009	250	98	39,2%
13	Denmark	9 2011	179	70	39,1%
14	Costa Rica	2 2010	57	22	38,6%
15	Angola	9 2008	220	84	38,2%
17	Argentina	10 2011	257	96	37,4%
18	Spain	11 2011	350	126	36,0%
	United Republic of Tanzania	10 2010	350	126	36,0%
...					
116	Brazil	10 2010	513	44	8,6%

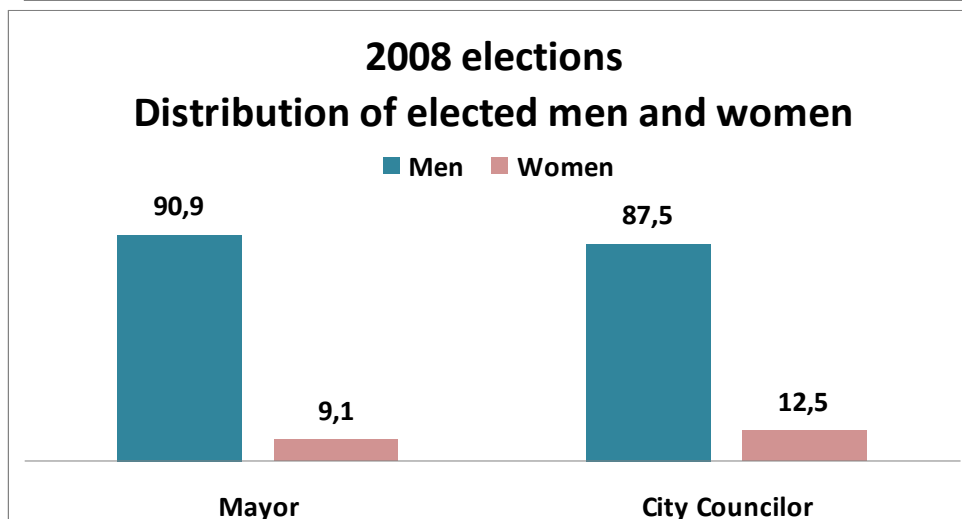
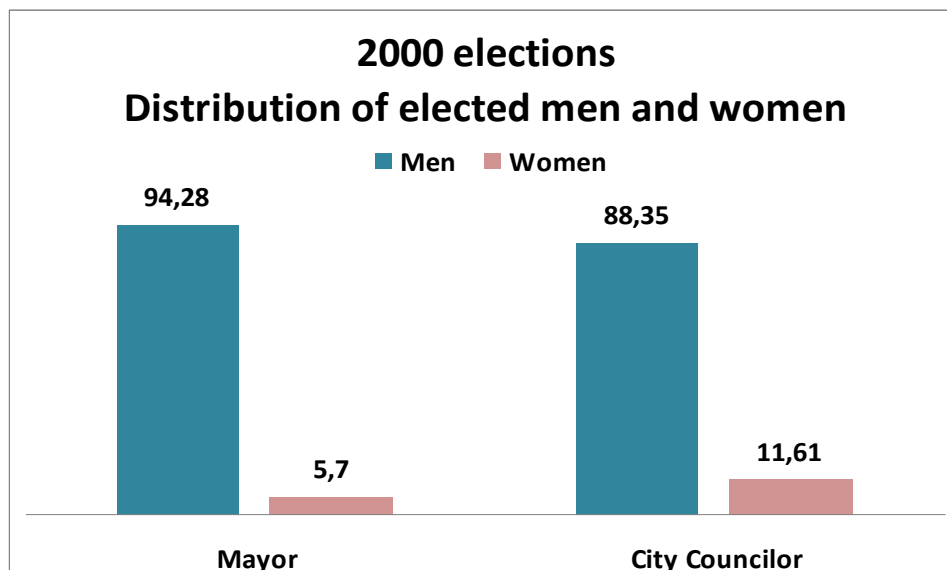
Source: Inter-Parliamentary Union. Available at: <http://www.ipu.org/wmn-e/classif.htm>

Women in Parliaments: World Classification

Upper House or Senate					
Rank	Country	Elections	Seats*	Women	%
1	Bolivia	12 2009	36	17	47,2%
2	Burundi	7 2010	41	19	46,3%
3	Belgium	6 2010	71	29	40,8%
4	Senegal	8 2007	100	40	40,0%
4	Swaziland	10 2008	30	12	40,0%
5	Argentina	10 2011	72	28	38,9%
6	Rwanda	9 2011	26	10	38,5%
6	Belize	3 2008	13	5	38,5%
7	Australia	8 2010	76	29	38,2%
8	Canada	N.A.	98	36	36,7%
9	Saint Lucia	1 2007	11	4	36,4%
10	Netherlands	5 2011	75	27	36,0%
11	Spain	11 2011	263	88	33,5%
12	Bahamas	5 2007	15	5	33,3%
12	Barbados	2 2008	21	7	33,3%
13	Belarus	7 2008	58	19	32,8%
14	South Africa	4 2009	53	17	32,1%
15	Austria	N.A.	61	19	31,1%
...					
38	Brazil	10 2010	81	13	16,0%

Source: Inter-Parliamentary Union. Available at: <http://www.ipu.org/wmn-e/classif.htm>

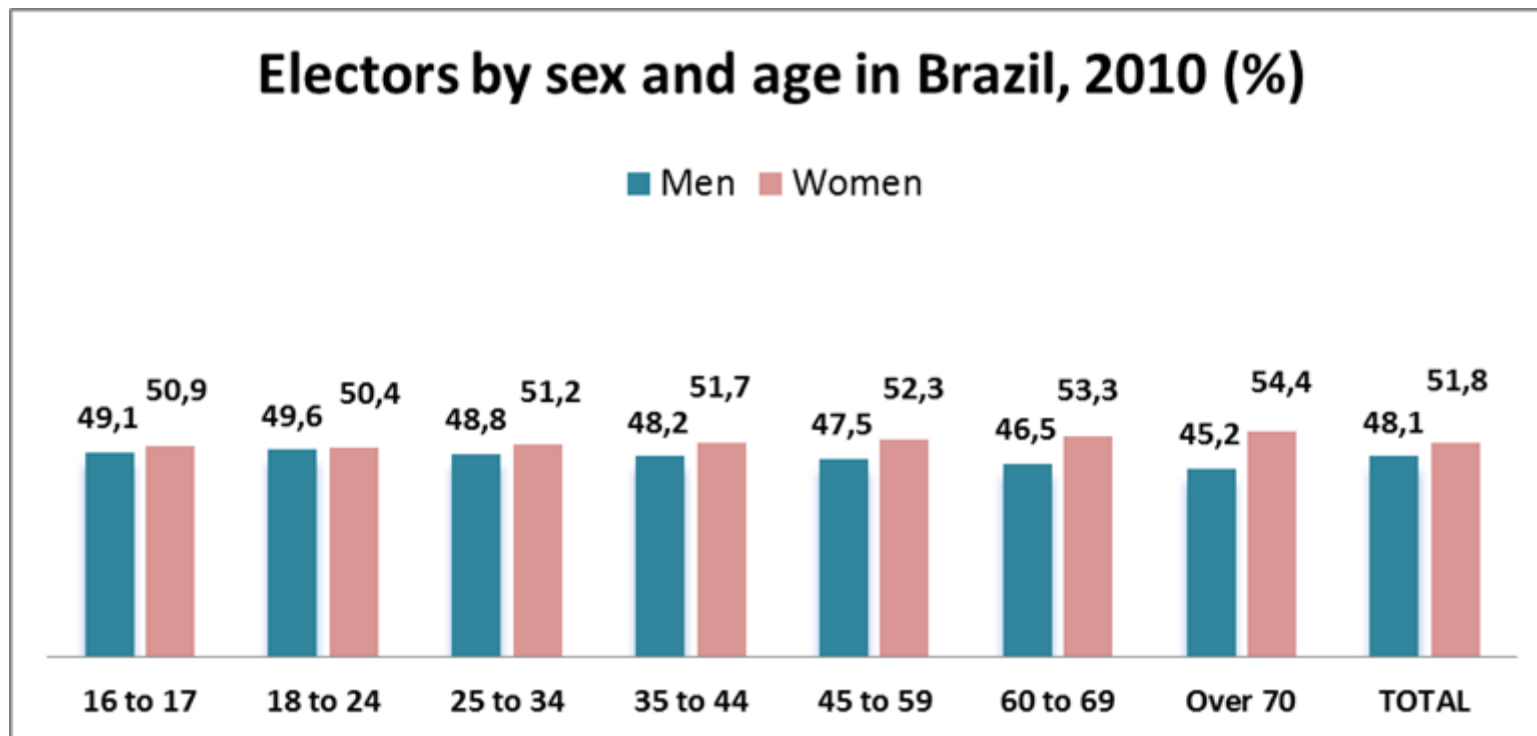
Municipal elections - 2000 and 2008



The election system in Brazil

- Vote is mandatory for people above 18 years old.
- Vote is optional for people aged between 16 and 18 years old and above 70 years old.
- Vote is also optional for illiterate people.
- A federal law from 1995 determines that all political parties should keep a **quota of 30% for women candidates** to all posts in the federal, state and municipal spheres.
- However, election of women is not guaranteed. Vote is for the candidate, not for the party.

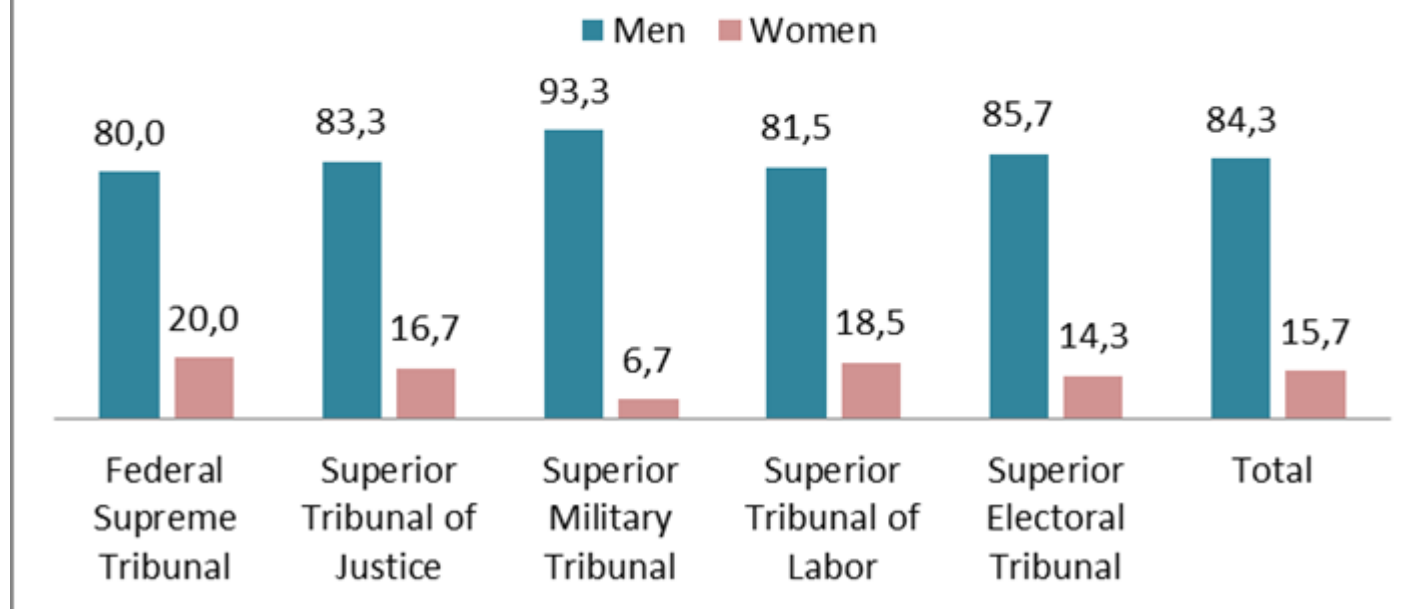
Women voters



Source: Superior Electoral Tribunal. Available at: www.tse.jus.br

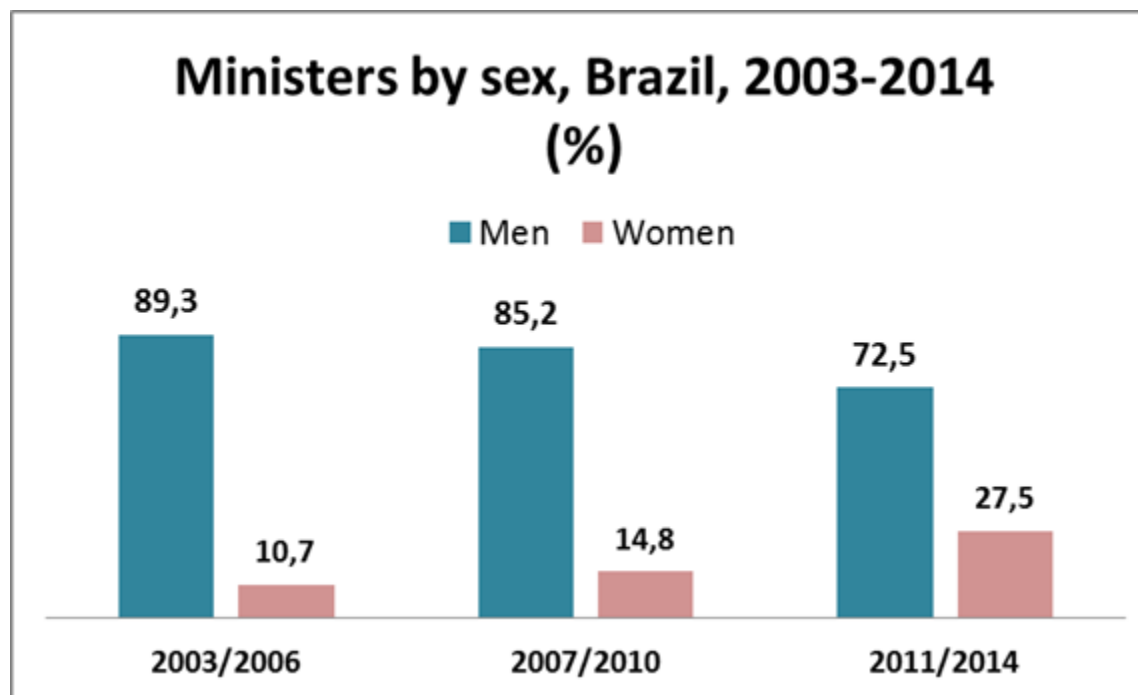
Women are the majority of the population
and the majority of voters

Women in the Superior Tribunals Brazil, 2010



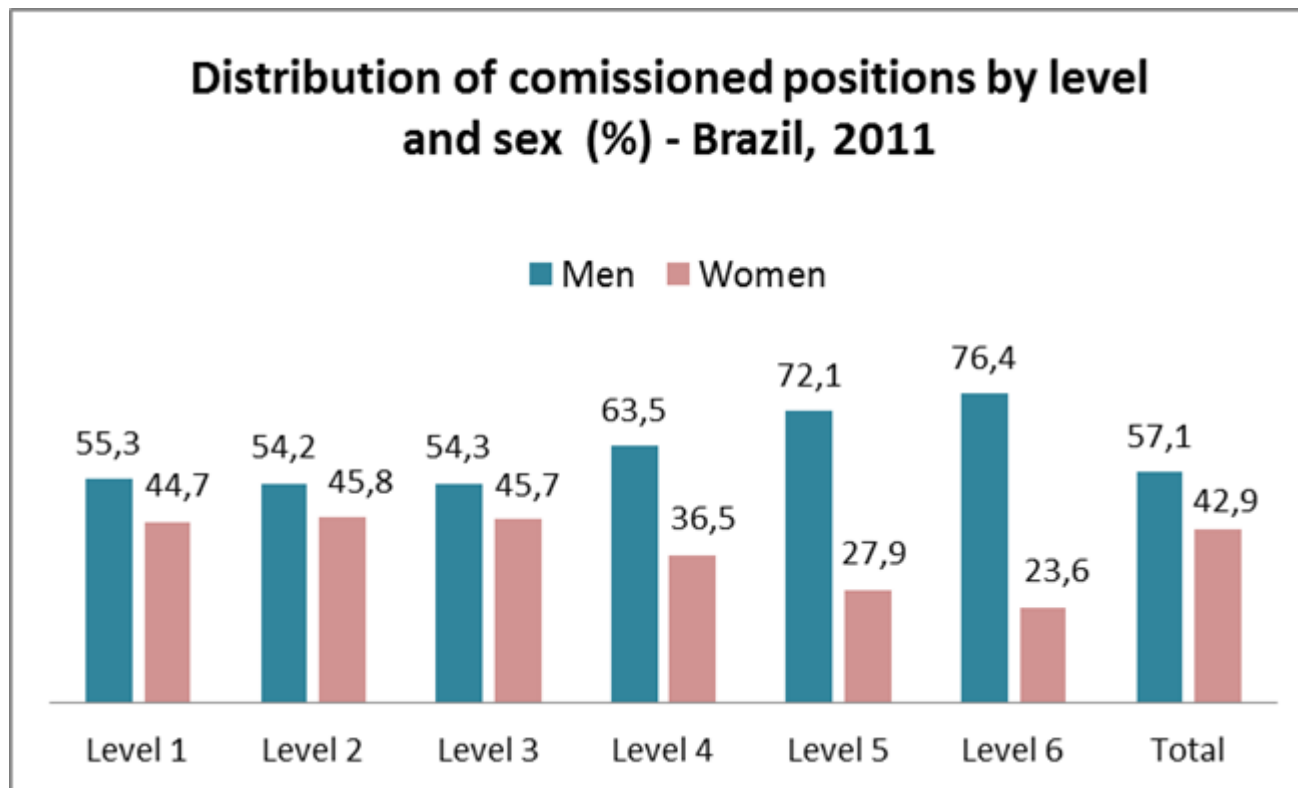
Source: STF/STJ/STM/TST/TSE – September 2010

Women ministers



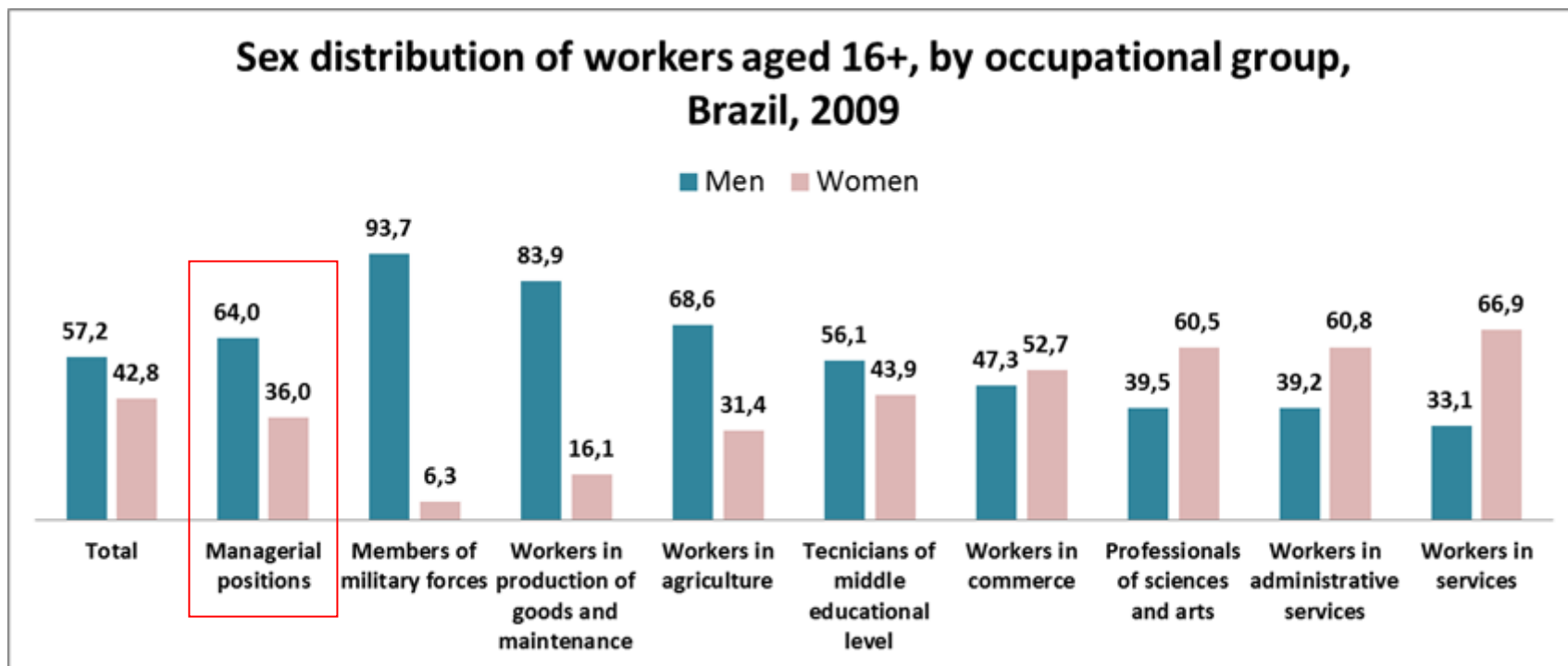
Source: Secretariat for Policies for Women

Women in commissioned positions – Executive Power



Source: Ministry of Planning, 2012

Women in hierarquical positions



Source: IBGE, National Household Sample Survey, 2009.

Brazilian Institute of Geography and Statistics (IBGE)

Gender team contacts:

ana.saboia@ibge.gov.br

barbara.cobo@ibge.gov.br

cintia.agostinho@ibge.gov.br

fatmato.hany@ibge.gov.br

lara.gama@ibge.gov.br

IBGE's website:

www.ibge.gov.br/english/