


# The Framework for Developing Environment Statistics in Jamaica


- Janet Geoghagen-Martin

EGM on the Revision of the Framework for the  
Development of Environment Statistics, New York  
8-10 November 2010

# Institutional Responsibilities


- ▶ Environment Ministry – Policy making
  - ▶ National Environment and Planning Agency (NEPA) – Environmental Monitoring/Reporting
  - ▶ Statistical Institute of Jamaica – Principal provider of statistical data
- 

# The Environment Statistics Project

- ▶ Contact with Statistics Sweden in 1998
  - ▶ Fact finding mission by Statistics Sweden in November 1999;
  - ▶ Proposal to Sida
  - ▶ Mission by Sida in March 2000
  - ▶ Approval of a three-year project on environment etatistics with a resident consultant
- 


# Objectives of the Environment Statistics Project

The overall objectives of the project were to:


- ▶ promote the development of statistics on the environment
  - ▶ make them accessible to the public
  - ▶ promote policies for sustainable development and to promote the productive and sustainable use of resources.
- 

# The Project Phases

The project was in three phases, namely:

- ▶ 1st Phase – Identification of data sources, usability and quality of data examined
  - ▶ 2nd Phase – System for producing regular collection of data devised and organized
  - ▶ 3rd Phase – Two more consultants from Statistics Sweden.
- 

# Phase One


- ▶ The Environment Statistics Unit of STATIN was created in March 2000
  - ▶ The consultant worked with two officers of the Environment Statistics Unit
  - ▶ The team carried a PSR analysis on environmental data to be collected or sought
  - ▶ A list of data provider and the data they could provide were prepared (metadata).
- 

# Areas Covered by the PSR

- ▶ Agriculture
- ▶ Human settlements
- ▶ Air pollution
- ▶ Land use
- ▶ Coastal and marine resources
- ▶ Mining
- ▶ Energy
- ▶ Natural disasters
- ▶ Flora & fauna
- ▶ Tourism
- ▶ Forestry
- ▶ Waste
- ▶ General responses
- ▶ Water (watersheds, resources, pollution)

*(Refer to table please)*

# Phase Two


- ▶ Meetings with NEPA and other environment data producers;
  - ▶ Research into policy documents from NEPA;
  - ▶ Identification of environment issues and data;
  - ▶ Collection of some data from internal and external sources;
  - ▶ A decision was taken to publish a state of the environment report;
  - ▶ Research in publications from other countries as well as in manuals on environment statistics
  - ▶ In August 2000 the manager of the unit attended the workshop on environment statistics convened by UNSD and Caricom, in Belize;
  - ▶ The methodology and system for collecting data developed.
- 



# Phase Two cont'd

- ▶ The Compendium – Environment Statistics and State of the Environment Report 2001
- ▶ The structure of the compendium was based on issues around which relevant datasets were collected. Each chapter began with:
  - an introduction
  - the issues and
  - analysis of the tables, maps and graphs.

# Phase Two cont'd

- ▶ Workshop with data providers held in March 2001
  - ▶ Study tour of Statistics Sweden by project officers in May 2001
  - ▶ Creation of methodology sheets.
- 

# Example of a blank methodology sheet

Number 2001	
Title	
Type	(table/chart/map/text)
Source	(institution, name of publication)
Source, details	(name of contact person, tel. no., fax, e-mail; page number in publication, etc)
Methods for original data	(if known; may be reference to a published description)
Our modifications	
Additional information in text	(sources, as above, for any comments given in the text)
Chart method	(if applicable)
Quality aspects <sup>1</sup>	
Ideas for future use	
Notes	

# Phase Three

- ▶ Work done on filling the data gaps included:
- ▶ Visit by two additional Consultants to address
  - Environmental and Economic Accounting and Environment Protection Expenditure;
  - Household survey on environment;
  - Data gaps sheets were created to assist in collecting new data.
  - Two members of the Environment Statistics Unit attended a one month course in Uppsala, Sweden.

# Conclusion

- ▶ The project has enabled Jamaica to produce several publications on environment statistics and to.
- ▶ We have also been able to identify critical areas where more work needs to be done.

**Thank you for your attention.**

