

Production, trade and supply of natural gas

Terajoules

Table Notes

**Production** includes quantities from other sources, which would include any quantities of biogas, LPG or manufactured gas blended with natural gas.

Please refer to the Definitions Section on pages ix to xv for the appropriate product description /classification, and xvi to xvii for the descriptions of relevant flows.

Figure 68: Production of natural gas by region, 1990-2020

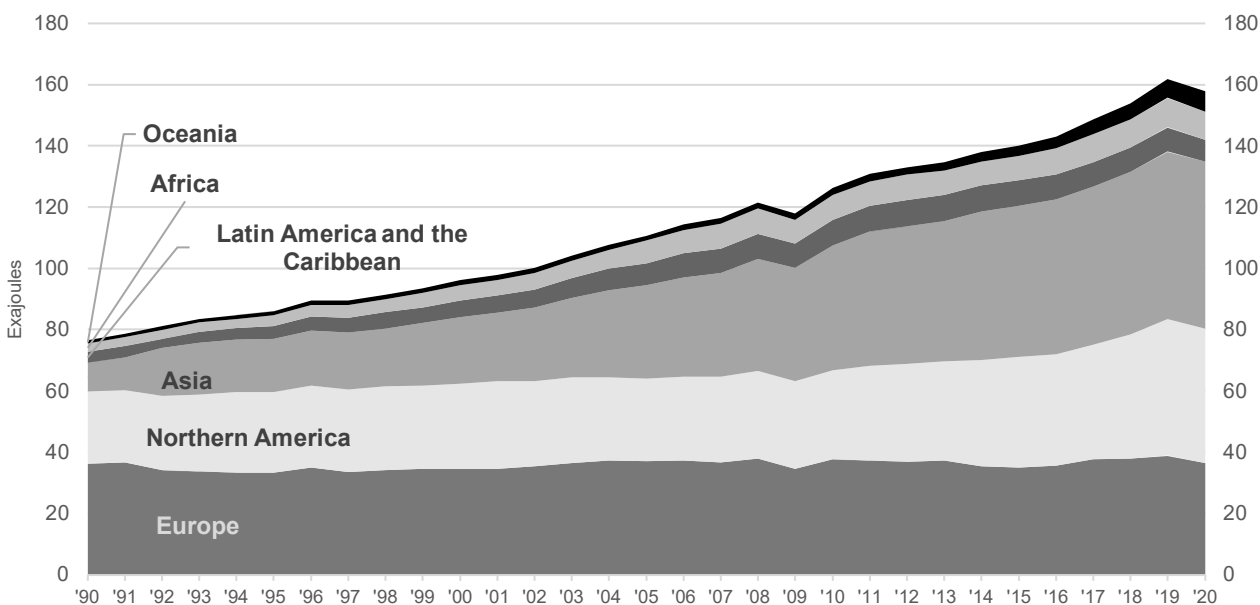


Figure 69: Major natural gas producing countries, 2020

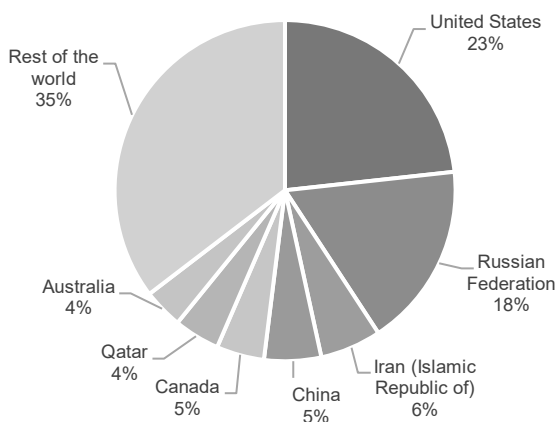


Figure 70: Major natural gas consuming countries, 2020

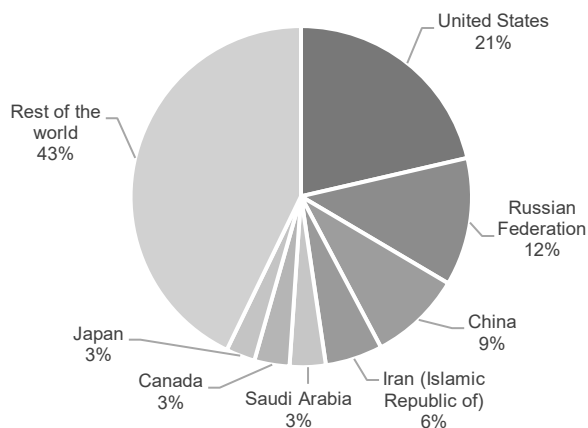


Table 27

## Production, trade and supply of natural gas

Terajoules and megajoules per capita

| Country or area        | Year | Production  | Imports    | Exports    | Bunkers | Changes in stocks | Supply      |            |
|------------------------|------|-------------|------------|------------|---------|-------------------|-------------|------------|
|                        |      |             |            |            |         |                   | Total       | Per capita |
| World                  | 2017 | 148,610,429 | 45,891,949 | 47,320,144 | 5,111   | 432,738           | 146,744,384 | 19,309     |
|                        | 2018 | 153,883,440 | 46,400,058 | 46,439,951 | 5,614   | -538,693          | 154,376,625 | 20,091     |
|                        | 2019 | 161,880,318 | 47,903,536 | 49,657,142 | 10,659  | 1,722,823         | 158,393,231 | 20,399     |
|                        | 2020 | 157,749,761 | 46,886,191 | 48,382,249 | 14,141  | -549,703          | 156,789,265 | 19,996     |
| Africa                 | 2017 | 9,119,009   | 637,492    | 3,971,997  | ..      | 2,888             | 5,781,616   | 4,581      |
|                        | 2018 | 9,113,875   | 595,366    | 3,863,894  | ..      | 2,068             | 5,843,280   | 4,516      |
|                        | 2019 | 9,624,751   | 377,311    | 3,729,506  | ..      | 1,366             | 6,271,191   | 4,728      |
|                        | 2020 | 9,199,079   | 454,707    | 3,458,023  | ..      | ..                | 6,195,763   | 4,558      |
| Algeria                | 2017 | 3,784,257   | ..         | 2,107,290  | ..      | 2,888             | 1,674,079   | 40,696     |
|                        | 2018 | 3,815,473   | ..         | 2,006,499  | ..      | 2,068             | 1,806,906   | 43,096     |
|                        | 2019 | 3,525,508   | ..         | 1,669,162  | ..      | 1,366             | 1,854,980   | 43,437     |
|                        | 2020 | 3,355,568   | ..         | 1,561,220  | ..      | ..                | 1,794,348   | 41,295     |
| Angola                 | 2017 | 220,400     | ..         | 188,480    | ..      | ..                | 31,920      | 1,057      |
|                        | 2018 | 235,220     | ..         | 202,540    | ..      | ..                | 32,680      | 1,045      |
|                        | 2019 | 258,400     | ..         | 209,000    | ..      | ..                | 49,400      | 1,527      |
|                        | 2020 | *286,900    | ..         | *236,360   | ..      | ..                | *50,540     | *1,512     |
| Benin                  | 2017 | ..          | 1,526      | ..         | ..      | ..                | 1,526       | 132        |
|                        | 2018 | ..          | 750        | ..         | ..      | ..                | 750         | 63         |
|                        | 2019 | ..          | 2,194      | ..         | ..      | ..                | 2,194       | 178        |
|                        | 2020 | ..          | 6,457      | ..         | ..      | ..                | 6,457       | 511        |
| Cameroon               | 2017 | 22,800      | ..         | ..         | ..      | ..                | 22,800      | 935        |
|                        | 2018 | 60,800      | ..         | 31,160     | ..      | ..                | 29,640      | 1,182      |
|                        | 2019 | 89,680      | ..         | 62,700     | ..      | ..                | 26,980      | 1,046      |
|                        | 2020 | 90,440      | ..         | 55,860     | ..      | ..                | 34,580      | 1,305      |
| Congo                  | 2017 | 24,045      | ..         | ..         | ..      | ..                | 24,045      | 4,526      |
|                        | 2018 | 27,316      | ..         | ..         | ..      | ..                | 27,316      | 5,020      |
|                        | 2019 | 38,328      | ..         | ..         | ..      | ..                | 38,328      | 6,880      |
|                        | 2020 | 40,024      | ..         | ..         | ..      | ..                | 40,024      | 7,019      |
| Côte d'Ivoire          | 2017 | 87,679      | ..         | ..         | ..      | ..                | 87,679      | 3,529      |
|                        | 2018 | 79,833      | ..         | ..         | ..      | ..                | 79,833      | 3,131      |
|                        | 2019 | 86,558      | ..         | ..         | ..      | ..                | 86,558      | 3,310      |
|                        | 2020 | 88,770      | ..         | ..         | ..      | ..                | 88,770      | 3,311      |
| Dem. Rep. of the Congo | 2017 | 12          | ..         | ..         | ..      | ..                | 12          | 0          |
|                        | 2018 | 12          | ..         | ..         | ..      | ..                | 12          | 0          |
|                        | 2019 | ..          | ..         | ..         | ..      | ..                | ..          | ..         |
|                        | 2020 | ..          | ..         | ..         | ..      | ..                | ..          | ..         |
| Egypt                  | 2017 | 1,994,593   | 299,840    | 90,707     | ..      | ..                | 2,203,726   | 21,650     |
|                        | 2018 | 1,909,150   | 218,726    | 40,195     | ..      | ..                | 2,087,681   | 20,124     |
|                        | 2019 | 2,643,004   | ..         | 193,035    | ..      | ..                | 2,449,969   | 23,196     |
|                        | 2020 | 2,370,530   | 81,700     | 81,359     | ..      | ..                | 2,370,871   | 22,062     |
| Equatorial Guinea      | 2017 | 321,430     | ..         | 196,432    | ..      | ..                | 124,998     | 86,164     |
|                        | 2018 | 302,441     | ..         | 214,952    | ..      | ..                | 87,489      | 58,245     |
|                        | 2019 | 243,285     | ..         | 182,582    | ..      | ..                | 60,704      | 39,087     |
|                        | 2020 | 228,893     | ..         | 152,985    | ..      | ..                | 75,908      | 47,560     |
| Gabon                  | 2017 | 18,360      | ..         | ..         | ..      | ..                | 18,360      | 8,579      |
|                        | 2018 | 17,872      | ..         | ..         | ..      | ..                | 17,872      | 8,153      |
|                        | 2019 | 18,685      | ..         | ..         | ..      | ..                | 18,685      | 8,331      |
|                        | 2020 | 19,660      | ..         | ..         | ..      | ..                | 19,660      | 8,575      |
| Ghana                  | 2017 | 35,607      | 12,358     | ..         | ..      | ..                | 47,965      | 1,587      |
|                        | 2018 | 41,224      | 27,470     | ..         | ..      | ..                | 68,693      | 2,225      |
|                        | 2019 | 58,367      | 25,073     | ..         | ..      | ..                | 83,440      | 2,647      |
|                        | 2020 | 100,406     | 25,786     | ..         | ..      | ..                | 126,192     | 3,921      |

Table 27

## Production, trade and supply of natural gas

Terajoules and megajoules per capita

| Country or area         | Year        | Production        | Imports           | Exports           | Bunkers | Changes in stocks | Supply            |               |
|-------------------------|-------------|-------------------|-------------------|-------------------|---------|-------------------|-------------------|---------------|
|                         |             |                   |                   |                   |         |                   | Total             | Per capita    |
| Libya                   | 2017        | 543,752           | ..                | 174,800           | ..      | ..                | 368,952           | 57,845        |
|                         | 2018        | 527,439           | ..                | 171,000           | ..      | ..                | 356,439           | 55,025        |
|                         | 2019        | 539,207           | ..                | 216,600           | ..      | ..                | 322,607           | 49,110        |
|                         | 2020        | 494,000           | ..                | 171,000           | ..      | ..                | 323,000           | 48,543        |
| Morocco                 | 2017        | 2,870             | 44,819            | ..                | ..      | ..                | 47,689            | 1,323         |
|                         | 2018        | 3,069             | 39,927            | ..                | ..      | ..                | 42,996            | 1,179         |
|                         | 2019        | 3,491             | 37,215            | ..                | ..      | ..                | 40,705            | 1,105         |
|                         | 2020        | 3,473             | 28,194            | ..                | ..      | ..                | 31,666            | 850           |
| Mozambique              | 2017        | 191,690           | ..                | 158,909           | ..      | ..                | 32,781            | 1,147         |
|                         | 2018        | 191,890           | ..                | 159,007           | ..      | ..                | 32,883            | 1,118         |
|                         | 2019        | 190,410           | ..                | 155,227           | ..      | ..                | 35,183            | 1,162         |
|                         | 2020        | 185,337           | ..                | 151,580           | ..      | ..                | 33,757            | 1,083         |
| Niger                   | 2017        | ..                | ..                | ..                | ..      | ..                | ..                | ..            |
|                         | 2018        | ..                | ..                | ..                | ..      | ..                | ..                | ..            |
|                         | 2019        | 1,482             | ..                | ..                | ..      | ..                | 1,482             | 63            |
|                         | 2020        | 1,482             | ..                | ..                | ..      | ..                | 1,482             | 61            |
| Nigeria                 | 2017        | 1,713,800         | ..                | 1,054,880         | ..      | ..                | 658,920           | 3,405         |
|                         | 2018        | 1,736,600         | ..                | 1,038,540         | ..      | ..                | 698,060           | 3,519         |
|                         | 2019        | 1,754,840         | ..                | 1,041,200         | ..      | ..                | 713,640           | 3,510         |
|                         | 2020        | 1,765,100         | ..                | 1,047,660         | ..      | ..                | 717,440           | 3,444         |
| Rwanda                  | 2017        | *1,700            | ..                | ..                | ..      | ..                | *1,700            | *139          |
|                         | 2018        | *1,900            | ..                | ..                | ..      | ..                | *1,900            | *152          |
|                         | 2019        | *1,870            | ..                | ..                | ..      | ..                | *1,870            | *146          |
|                         | 2020        | *1,800            | ..                | ..                | ..      | ..                | *1,800            | *137          |
| Senegal                 | 2017        | 736               | ..                | ..                | ..      | ..                | 736               | 49            |
|                         | 2018        | 461               | ..                | ..                | ..      | ..                | 461               | 30            |
|                         | 2019        | 559               | ..                | ..                | ..      | ..                | 559               | 35            |
|                         | 2020        | 553               | ..                | ..                | ..      | ..                | 553               | 34            |
| South Africa            | 2017        | 25,571            | 124,124           | 499               | ..      | ..                | 149,196           | 2,634         |
|                         | 2018        | 39,122            | 146,278           | ..                | ..      | ..                | 185,400           | 3,233         |
|                         | 2019        | 44,827            | 140,242           | ..                | ..      | ..                | 185,069           | 3,186         |
|                         | 2020        | 42,790            | 153,262           | ..                | ..      | ..                | 196,052           | 3,334         |
| Togo                    | 2017        | ..                | 1,482             | ..                | ..      | ..                | 1,482             | 189           |
|                         | 2018        | ..                | 1,710             | ..                | ..      | ..                | 1,710             | 213           |
|                         | 2019        | ..                | 3,724             | ..                | ..      | ..                | 3,724             | 452           |
|                         | 2020        | ..                | 3,724             | ..                | ..      | ..                | 3,724             | 441           |
| Tunisia                 | 2017        | 99,519            | 153,343           | ..                | ..      | ..                | 252,862           | 21,408        |
|                         | 2018        | 95,274            | 160,505           | ..                | ..      | ..                | 255,779           | 21,435        |
|                         | 2019        | 88,184            | 168,864           | ..                | ..      | ..                | 257,048           | 21,333        |
|                         | 2020        | 89,547            | 155,584           | ..                | ..      | ..                | 245,131           | 20,156        |
| United Rep. of Tanzania | 2017        | 30,188            | ..                | ..                | ..      | ..                | 30,188            | 537           |
|                         | 2018        | 28,778            | ..                | ..                | ..      | ..                | 28,778            | 495           |
|                         | 2019        | 38,065            | ..                | ..                | ..      | ..                | 38,065            | 636           |
|                         | 2020        | 33,807            | ..                | ..                | ..      | ..                | 33,807            | 548           |
| <b>Asia</b>             | <b>2017</b> | <b>51,737,533</b> | <b>17,936,711</b> | <b>13,735,806</b> | ..      | <b>149,781</b>    | <b>55,788,657</b> | <b>12,266</b> |
|                         | <b>2018</b> | <b>53,033,704</b> | <b>19,504,182</b> | <b>14,037,991</b> | ..      | <b>245,245</b>    | <b>58,254,649</b> | <b>12,692</b> |
|                         | <b>2019</b> | <b>54,646,312</b> | <b>20,052,605</b> | <b>14,359,930</b> | ..      | <b>-46,751</b>    | <b>60,385,737</b> | <b>13,045</b> |
|                         | <b>2020</b> | <b>54,472,599</b> | <b>20,536,844</b> | <b>13,816,184</b> | ..      | <b>-124,561</b>   | <b>61,317,821</b> | <b>13,146</b> |
| Afghanistan             | 2017        | 6,091             | ..                | ..                | ..      | ..                | 6,091             | 171           |
|                         | 2018        | 5,978             | ..                | ..                | ..      | ..                | 5,978             | 163           |
|                         | 2019        | 5,022             | ..                | ..                | ..      | ..                | 5,022             | 133           |
|                         | 2020        | 3,129             | ..                | ..                | ..      | ..                | 3,129             | 80            |

Table 27

## Production, trade and supply of natural gas

Terajoules and megajoules per capita

| Country or area        | Year | Production | Imports    | Exports | Bunkers | Changes in stocks | Supply     |            |
|------------------------|------|------------|------------|---------|---------|-------------------|------------|------------|
|                        |      |            |            |         |         |                   | Total      | Per capita |
| Armenia                | 2017 | ..         | 91,554     | ..      | ..      | 904               | 90,650     | 31,785     |
|                        | 2018 | ..         | 94,283     | ..      | ..      | -796              | 95,079     | 33,519     |
|                        | 2019 | ..         | 98,638     | ..      | ..      | -721              | 99,359     | 35,226     |
|                        | 2020 | ..         | 99,896     | ..      | ..      | 289               | 99,607     | 35,503     |
| Azerbaijan             | 2017 | 710,345    | 82,413     | 345,951 | ..      | 22,143            | 424,664    | 42,165     |
|                        | 2018 | 750,229    | 70,238     | 387,155 | ..      | 680               | 432,633    | 42,613     |
|                        | 2019 | 957,529    | 0          | 462,197 | ..      | 4,949             | 490,383    | 47,923     |
|                        | 2020 | 1,034,594  | ..         | 540,587 | ..      | -664              | 494,672    | 48,097     |
| Bahrain                | 2017 | 568,359    | ..         | ..      | ..      | -636              | 568,995    | 390,570    |
|                        | 2018 | 577,458    | ..         | ..      | ..      | 1                 | 577,457    | 388,248    |
|                        | 2019 | 676,469    | ..         | ..      | ..      | ..                | 676,469    | 452,733    |
|                        | 2020 | 673,471    | ..         | ..      | ..      | ..                | 673,471    | 455,827    |
| Bangladesh             | 2017 | 1,070,946  | ..         | ..      | ..      | -19,967           | 1,090,912  | 6,743      |
|                        | 2018 | 1,070,345  | ..         | ..      | ..      | -14,689           | 1,085,034  | 6,629      |
|                        | 2019 | 1,077,787  | 130,002    | ..      | ..      | ..                | 1,207,789  | 7,297      |
|                        | 2020 | 991,521    | 228,049    | ..      | ..      | ..                | 1,219,570  | 7,284      |
| Brunei Darussalam      | 2017 | 462,777    | ..         | 327,214 | ..      | -3,125            | 138,688    | 322,323    |
|                        | 2018 | 452,350    | ..         | 307,980 | ..      | 1,567             | 142,803    | 328,831    |
|                        | 2019 | 426,639    | ..         | 304,995 | ..      | 247               | 121,396    | 277,129    |
|                        | 2020 | 414,523    | ..         | 306,167 | ..      | 4                 | 108,352    | 245,294    |
| China                  | 2017 | 6,333,108  | 3,691,387  | 137,744 | ..      | ..                | 9,886,751  | 7,011      |
|                        | 2018 | 6,965,249  | 4,862,017  | 131,111 | ..      | ..                | 11,696,155 | 8,254      |
|                        | 2019 | 7,753,473  | 5,197,597  | 140,866 | ..      | ..                | 12,810,204 | 9,009      |
|                        | 2020 | 8,501,974  | 5,451,039  | 201,582 | ..      | ..                | 13,751,430 | 9,651      |
| China, Hong Kong SAR   | 2017 | ..         | 126,387    | ..      | ..      | ..                | 126,387    | 16,939     |
|                        | 2018 | ..         | 123,197    | ..      | ..      | ..                | 123,197    | 16,467     |
|                        | 2019 | ..         | 127,799    | ..      | ..      | ..                | 127,799    | 17,049     |
|                        | 2020 | ..         | 191,705    | ..      | ..      | ..                | 191,705    | 25,557     |
| China, Macao SAR       | 2017 | ..         | 6,847      | ..      | ..      | 2                 | 6,845      | 10,719     |
|                        | 2018 | ..         | 3,634      | ..      | ..      | ..                | 3,634      | 5,582      |
|                        | 2019 | ..         | 5,218      | ..      | ..      | ..                | 5,218      | 7,863      |
|                        | 2020 | ..         | 2,824      | ..      | ..      | ..                | 2,824      | 4,176      |
| Georgia                | 2017 | 333        | 95,263     | ..      | ..      | ..                | 95,596     | 25,344     |
|                        | 2018 | 403        | 94,744     | ..      | ..      | ..                | 95,147     | 25,222     |
|                        | 2019 | 385        | 107,419    | ..      | ..      | ..                | 107,804    | 28,589     |
|                        | 2020 | 356        | 107,834    | ..      | ..      | ..                | 108,190    | 28,729     |
| India                  | 2017 | 1,257,639  | 765,392    | ..      | ..      | ..                | 2,023,031  | 1,494      |
|                        | 2018 | 1,282,737  | 1,121,464  | ..      | ..      | ..                | 2,404,201  | 1,756      |
|                        | 2019 | *1,179,996 | *1,401,333 | ..      | ..      | ..                | *2,581,329 | *1,866     |
|                        | 2020 | *1,083,578 | *1,363,015 | ..      | ..      | ..                | *2,446,593 | *1,752     |
| Indonesia              | 2017 | 2,496,383  | ..         | 781,916 | ..      | ..                | 1,714,467  | 6,482      |
|                        | 2018 | 2,541,308  | ..         | 830,711 | ..      | ..                | 1,710,597  | 6,405      |
|                        | 2019 | 2,374,248  | ..         | 587,224 | ..      | ..                | 1,787,024  | 6,629      |
|                        | 2020 | 2,462,373  | ..         | 811,361 | ..      | ..                | 1,651,012  | 6,073      |
| Iran (Islamic Rep. of) | 2017 | 8,489,798  | 151,954    | 520,558 | ..      | ..                | 8,121,194  | 96,103     |
|                        | 2018 | 8,967,163  | 83,273     | 547,354 | ..      | ..                | 8,503,081  | 99,315     |
|                        | 2019 | 9,156,549  | 824        | 718,996 | ..      | ..                | 8,438,378  | 97,481     |
|                        | 2020 | 9,156,436  | 824        | 631,593 | ..      | ..                | 8,525,668  | 97,670     |
| Iraq                   | 2017 | 329,997    | 60,800     | ..      | ..      | ..                | 390,797    | 9,863      |
|                        | 2018 | 402,800    | 159,220    | ..      | ..      | ..                | 562,020    | 13,846     |
|                        | 2019 | 424,080    | 232,180    | ..      | ..      | ..                | 656,260    | 15,789     |
|                        | 2020 | 412,680    | 274,360    | ..      | ..      | ..                | 687,040    | 16,144     |

Table 27

## Production, trade and supply of natural gas

Terajoules and megajoules per capita

| Country or area    | Year | Production | Imports   | Exports   | Bunkers | Changes in stocks | Supply    |            |
|--------------------|------|------------|-----------|-----------|---------|-------------------|-----------|------------|
|                    |      |            |           |           |         |                   | Total     | Per capita |
| Israel             | 2017 | 324,522    | 17,167    | 2,410     | ..      | ..                | 339,279   | 40,831     |
|                    | 2018 | 335,461    | 27,969    | 4,168     | ..      | ..                | 359,262   | 42,484     |
|                    | 2019 | 336,263    | 28,994    | 7,057     | ..      | ..                | 358,200   | 41,613     |
|                    | 2020 | 495,175    | 21,487    | 136,301   | ..      | ..                | 380,361   | 43,433     |
| Japan              | 2017 | 196,211    | 4,568,890 | ..        | ..      | 36,417            | 4,728,684 | 37,333     |
|                    | 2018 | 182,015    | 4,406,588 | ..        | ..      | 55,468            | 4,533,134 | 35,904     |
|                    | 2019 | 175,023    | 4,185,466 | ..        | ..      | 3,129             | 4,357,360 | 34,639     |
|                    | 2020 | 167,889    | 4,178,883 | ..        | ..      | -17,993           | 4,364,766 | 34,850     |
| Jordan             | 2017 | 3,847      | 202,013   | 42,584    | ..      | ..                | 163,276   | 15,983     |
|                    | 2018 | 3,624      | 167,881   | 11,589    | ..      | ..                | 159,916   | 15,289     |
|                    | 2019 | 3,464      | 167,883   | 11,589    | ..      | ..                | 159,759   | 14,933     |
|                    | 2020 | 5,820      | 155,393   | 11,589    | ..      | ..                | 149,624   | 13,691     |
| Kazakhstan         | 2017 | 1,847,913  | 244,878   | 693,785   | ..      | 11,338            | 1,387,668 | 75,768     |
|                    | 2018 | 1,567,135  | 387,839   | 1,071,740 | ..      | 17,083            | 866,151   | 46,723     |
|                    | 2019 | 1,339,839  | 647,078   | 1,050,070 | ..      | 755               | 936,092   | 49,914     |
|                    | 2020 | 1,224,568  | 510,912   | 813,220   | ..      | -16,204           | 938,465   | 49,447     |
| Korea, Republic of | 2017 | 18,642     | 2,029,463 | ..        | ..      | 33,352            | 2,014,753 | 39,113     |
|                    | 2018 | 20,338     | 2,309,420 | ..        | ..      | 110,789           | 2,218,968 | 42,939     |
|                    | 2019 | 14,008     | 2,241,985 | ..        | ..      | -21,454           | 2,277,446 | 43,963     |
|                    | 2020 | 12,393     | 2,235,706 | ..        | ..      | -58,504           | 2,306,604 | 44,491     |
| Kuwait             | 2017 | 642,200    | 210,140   | ..        | ..      | ..                | 852,340   | 206,633    |
|                    | 2018 | 680,200    | 189,240   | ..        | ..      | ..                | 869,440   | 201,390    |
|                    | 2019 | 742,900    | 197,600   | ..        | ..      | ..                | 940,500   | 211,772    |
|                    | 2020 | 817,000    | 233,700   | ..        | ..      | ..                | 1,050,700 | 240,962    |
| Kyrgyzstan         | 2017 | 939        | 10,866    | ..        | ..      | ..                | 11,805    | 1,929      |
|                    | 2018 | 985        | 12,016    | ..        | ..      | ..                | 13,001    | 2,089      |
|                    | 2019 | 880        | 11,714    | ..        | ..      | ..                | 12,594    | 1,992      |
|                    | 2020 | 807        | 12,404    | ..        | ..      | ..                | 13,211    | 2,056      |
| Malaysia           | 2017 | 2,430,873  | 292,784   | 1,292,015 | ..      | ..                | 1,431,642 | 44,773     |
|                    | 2018 | 2,565,169  | 291,035   | 1,143,335 | ..      | ..                | 1,712,869 | 52,868     |
|                    | 2019 | 2,826,167  | 345,084   | 1,335,928 | ..      | ..                | 1,835,323 | 55,948     |
|                    | 2020 | 2,640,175  | 319,229   | 1,287,606 | ..      | ..                | 1,671,798 | 50,355     |
| Myanmar            | 2017 | 710,324    | ..        | *538,261  | ..      | ..                | 172,063   | 3,291      |
|                    | 2018 | 645,644    | ..        | 480,667   | ..      | ..                | 164,977   | 3,133      |
|                    | 2019 | 738,693    | ..        | 576,441   | ..      | ..                | 162,252   | 3,059      |
|                    | 2020 | 661,296    | ..        | 484,477   | ..      | ..                | 176,819   | 3,310      |
| Oman               | 2017 | 1,348,927  | 81,558    | 464,955   | ..      | ..                | 965,530   | 212,585    |
|                    | 2018 | 1,523,605  | 66,240    | 547,104   | ..      | ..                | 1,042,741 | 226,626    |
|                    | 2019 | 1,541,267  | 82,800    | 560,031   | ..      | ..                | 1,064,036 | 231,173    |
|                    | 2020 | 1,511,302  | 66,240    | 533,760   | ..      | ..                | 1,043,782 | 229,736    |
| Other Asia         | 2017 | 9,888      | 919,914   | ..        | ..      | 4,956             | 924,846   | 39,081     |
|                    | 2018 | 7,353      | 939,132   | ..        | ..      | 12,831            | 933,654   | 39,351     |
|                    | 2019 | 6,223      | 924,169   | ..        | ..      | 10,701            | 919,692   | 38,679     |
|                    | 2020 | 3,920      | 991,458   | ..        | ..      | 2,080             | 993,298   | 41,698     |
| Pakistan           | 2017 | 1,263,942  | 246,283   | ..        | ..      | ..                | 1,510,225 | 6,980      |
|                    | 2018 | 1,250,705  | 289,828   | ..        | ..      | ..                | 1,540,533 | 7,011      |
|                    | 2019 | 1,231,511  | 292,634   | ..        | ..      | ..                | 1,524,145 | 6,826      |
|                    | 2020 | 991,762    | 359,374   | ..        | ..      | ..                | 1,351,136 | 5,947      |
| Philippines        | 2017 | 153,033    | ..        | ..        | ..      | ..                | 153,033   | 1,434      |
|                    | 2018 | 170,850    | ..        | ..        | ..      | ..                | 170,850   | 1,574      |
|                    | 2019 | 172,032    | ..        | ..        | ..      | ..                | 172,032   | 1,559      |
|                    | 2020 | 156,009    | ..        | ..        | ..      | ..                | 156,009   | 1,391      |

Table 27

## Production, trade and supply of natural gas

Terajoules and megajoules per capita

| Country or area      | Year | Production | Imports   | Exports   | Bunkers | Changes in stocks | Supply    |            |
|----------------------|------|------------|-----------|-----------|---------|-------------------|-----------|------------|
|                      |      |            |           |           |         |                   | Total     | Per capita |
| Qatar                | 2017 | 6,893,100  | ..        | 5,122,836 | ..      | ..                | 1,770,264 | 652,811    |
|                      | 2018 | 6,855,840  | ..        | 5,084,334 | ..      | ..                | 1,771,506 | 640,288    |
|                      | 2019 | 6,939,054  | ..        | 5,161,752 | ..      | ..                | 1,777,302 | 633,115    |
|                      | 2020 | 6,903,036  | ..        | 5,138,154 | ..      | ..                | 1,764,882 | 639,361    |
| Saudi Arabia         | 2017 | 5,033,709  | ..        | ..        | ..      | ..                | 5,033,709 | 147,214    |
|                      | 2018 | 5,228,814  | ..        | ..        | ..      | ..                | 5,228,814 | 149,317    |
|                      | 2019 | 5,202,670  | ..        | ..        | ..      | ..                | 5,202,670 | 145,215    |
|                      | 2020 | 5,306,856  | ..        | ..        | ..      | ..                | 5,306,856 | 147,425    |
| Singapore            | 2017 | ..         | 413,313   | ..        | ..      | 3,598             | 409,714   | 71,076     |
|                      | 2018 | ..         | 416,980   | ..        | ..      | -1,438            | 418,418   | 71,961     |
|                      | 2019 | ..         | 424,860   | ..        | ..      | 218               | 424,642   | 72,385     |
|                      | 2020 | ..         | 414,552   | ..        | ..      | -1,837            | 416,389   | 70,457     |
| Syrian Arab Republic | 2017 | 139,490    | ..        | ..        | ..      | ..                | 139,490   | 7,348      |
|                      | 2018 | 138,736    | ..        | ..        | ..      | ..                | 138,736   | 7,176      |
|                      | 2019 | 133,081    | ..        | ..        | ..      | ..                | 133,081   | 6,622      |
|                      | 2020 | 116,870    | ..        | ..        | ..      | ..                | 116,870   | 5,626      |
| Tajikistan           | 2017 | 81         | ..        | ..        | ..      | ..                | 81        | 9          |
|                      | 2018 | 24         | 2,184     | ..        | ..      | ..                | 2,208     | 242        |
|                      | 2019 | 28         | *9,000    | ..        | ..      | ..                | *9,028    | *967       |
|                      | 2020 | 28         | *9,000    | ..        | ..      | ..                | *9,028    | *946       |
| Thailand             | 2017 | 1,098,964  | 576,394   | ..        | ..      | ..                | 1,675,358 | 23,630     |
|                      | 2018 | 1,063,777  | 588,243   | ..        | ..      | ..                | 1,652,020 | 23,226     |
|                      | 2019 | 1,122,001  | 582,542   | ..        | ..      | ..                | 1,704,544 | 23,904     |
|                      | 2020 | 1,193,772  | 581,639   | ..        | ..      | ..                | 1,775,411 | 24,839     |
| Timor-Leste          | 2017 | 205,686    | ..        | 205,686   | ..      | ..                | 0         | 0          |
|                      | 2018 | 209,443    | ..        | 209,443   | ..      | ..                | 0         | 0          |
|                      | 2019 | 183,311    | ..        | 183,311   | ..      | ..                | 0         | 0          |
|                      | 2020 | 188,725    | ..        | 188,725   | ..      | ..                | 0         | 0          |
| Türkiye              | 2017 | 13,564     | 2,116,077 | 24,158    | ..      | 47,789            | 2,057,694 | 25,066     |
|                      | 2018 | 16,343     | 1,925,967 | 25,789    | ..      | 8,384             | 1,908,137 | 23,043     |
|                      | 2019 | 18,129     | 1,731,656 | 29,216    | ..      | -2,750            | 1,723,319 | 20,643     |
|                      | 2020 | 16,902     | 1,843,399 | 22,121    | ..      | -9,325            | 1,847,506 | 21,959     |
| Turkmenistan         | 2017 | 3,050,065  | ..        | 2,247,405 | ..      | ..                | 802,660   | 134,485    |
|                      | 2018 | 3,199,347  | ..        | 2,396,687 | ..      | ..                | 802,660   | 132,341    |
|                      | 2019 | 3,284,976  | ..        | 2,448,602 | ..      | ..                | 836,375   | 135,810    |
|                      | 2020 | 3,133,420  | ..        | 2,263,129 | ..      | ..                | 870,292   | 139,237    |
| United Arab Emirates | 2017 | 2,110,436  | 873,619   | 545,500   | ..      | ..                | 2,438,555 | 268,910    |
|                      | 2018 | 1,871,750  | 871,551   | 353,193   | ..      | ..                | 2,390,108 | 261,495    |
|                      | 2019 | 2,149,940  | 878,129   | 365,783   | ..      | ..                | 2,662,286 | 289,013    |
|                      | 2020 | 2,148,616  | 883,920   | 342,049   | ..      | ..                | 2,690,487 | 289,696    |
| Uzbekistan           | 2017 | 2,139,984  | 61,356    | 442,828   | ..      | 13,008            | 1,745,504 | 54,640     |
|                      | 2018 | 2,099,327  | 0         | 505,630   | ..      | 55,365            | 1,538,332 | 47,407     |
|                      | 2019 | 2,064,317  | ..        | 415,873   | ..      | -41,825           | 1,690,269 | 51,256     |
|                      | 2020 | 1,692,208  | ..        | 103,763   | ..      | -22,407           | 1,610,852 | 48,047     |
| Viet Nam             | 2017 | 363,390    | ..        | ..        | ..      | ..                | 363,390   | 3,864      |
|                      | 2018 | 377,189    | ..        | ..        | ..      | ..                | 377,189   | 3,974      |
|                      | 2019 | 384,348    | ..        | ..        | ..      | ..                | 384,348   | 4,013      |
|                      | 2020 | 344,201    | ..        | ..        | ..      | ..                | 344,201   | 3,561      |
| Yemen                | 2017 | 12,027     | ..        | ..        | ..      | ..                | 12,027    | 400        |
|                      | 2018 | 4,009      | ..        | ..        | ..      | ..                | 4,009     | 130        |
|                      | 2019 | 4,009      | ..        | ..        | ..      | ..                | 4,009     | 127        |
|                      | 2020 | 5,212      | ..        | ..        | ..      | ..                | 5,212     | 161        |

Table 27

## Production, trade and supply of natural gas

Terajoules and megajoules per capita

| Country or area        | Year        | Production        | Imports           | Exports           | Bunkers       | Changes in stocks | Supply            |               |
|------------------------|-------------|-------------------|-------------------|-------------------|---------------|-------------------|-------------------|---------------|
|                        |             |                   |                   |                   |               |                   | Total             | Per capita    |
| <b>Europe</b>          | <b>2017</b> | <b>37,646,727</b> | <b>20,097,227</b> | <b>18,031,097</b> | <b>3,629</b>  | <b>675,279</b>    | <b>39,033,950</b> | <b>52,275</b> |
|                        | <b>2018</b> | <b>37,925,218</b> | <b>19,017,298</b> | <b>16,205,207</b> | <b>4,414</b>  | <b>-439,269</b>   | <b>41,172,165</b> | <b>55,070</b> |
|                        | <b>2019</b> | <b>38,892,361</b> | <b>20,424,076</b> | <b>17,504,258</b> | <b>9,063</b>  | <b>1,305,400</b>  | <b>40,497,717</b> | <b>54,106</b> |
|                        | <b>2020</b> | <b>36,434,510</b> | <b>18,634,320</b> | <b>16,469,314</b> | <b>11,101</b> | <b>-707,832</b>   | <b>39,296,246</b> | <b>52,497</b> |
| Albania                | 2017        | 3,422             | ..                | ..                | ..            | ..                | 3,422             | 1,189         |
|                        | 2018        | 3,076             | ..                | ..                | ..            | ..                | 3,076             | 1,069         |
|                        | 2019        | 2,682             | ..                | ..                | ..            | ..                | 2,682             | 933           |
|                        | 2020        | 2,061             | ..                | ..                | ..            | ..                | 2,061             | 719           |
| Austria                | 2017        | 48,516            | 536,865           | 210,482           | ..            | 13,139            | 361,760           | 41,121        |
|                        | 2018        | 39,964            | 503,400           | 201,444           | ..            | -587              | 342,507           | 38,743        |
|                        | 2019        | 36,367            | 547,204           | 108,491           | ..            | 117,417           | 357,663           | 40,278        |
|                        | 2020        | 29,926            | 636,210           | 388,059           | ..            | -61,205           | 339,282           | 38,088        |
| Belarus                | 2017        | 5,793             | 734,359           | ..                | ..            | -8,999            | 749,151           | 77,169        |
|                        | 2018        | 5,948             | 785,185           | ..                | ..            | -3,553            | 794,686           | 81,964        |
|                        | 2019        | 5,952             | 753,709           | ..                | ..            | 221               | 759,440           | 78,503        |
|                        | 2020        | 5,865             | 696,631           | ..                | ..            | 816               | 701,680           | 72,836        |
| Belgium                | 2017        | ..                | 678,309           | 12,355            | 306           | -10,759           | 676,406           | 59,415        |
|                        | 2018        | 2                 | 755,349           | 52,994            | 402           | 3,850             | 698,105           | 60,977        |
|                        | 2019        | 149               | 894,029           | 174,004           | 423           | 12,850            | 706,902           | 61,413        |
|                        | 2020        | 266               | 832,496           | 134,703           | 131           | -5,899            | 703,828           | 60,876        |
| Bosnia and Herzegovina | 2017        | ..                | 9,292             | ..                | ..            | ..                | 9,292             | 2,701         |
|                        | 2018        | ..                | 9,261             | ..                | ..            | 1                 | 9,260             | 2,723         |
|                        | 2019        | ..                | 8,745             | ..                | ..            | ..                | 8,745             | 2,602         |
|                        | 2020        | ..                | 7,977             | ..                | ..            | ..                | 7,977             | 2,404         |
| Bulgaria               | 2017        | 3,082             | 126,673           | 1,246             | ..            | 9                 | 128,500           | 17,891        |
|                        | 2018        | 1,328             | 120,455           | 482               | ..            | -217              | 121,517           | 17,073        |
|                        | 2019        | 1,506             | 114,341           | 296               | ..            | 1,958             | 113,593           | 16,107        |
|                        | 2020        | 2,224             | 113,217           | 401               | ..            | -1,965            | 117,005           | 16,765        |
| Croatia                | 2017        | 57,197            | 70,106            | 7,700             | ..            | 3,617             | 115,987           | 27,665        |
|                        | 2018        | 47,345            | 61,167            | 4,361             | ..            | -2,483            | 106,633           | 25,630        |
|                        | 2019        | 39,601            | 77,109            | 2,783             | ..            | 2,001             | 111,926           | 27,102        |
|                        | 2020        | 32,800            | 82,818            | 2,028             | ..            | -3,883            | 117,472           | 28,674        |
| Czechia                | 2017        | 8,768             | 341,211           | ..                | ..            | 14,989            | 334,990           | 31,809        |
|                        | 2018        | 8,355             | 307,194           | ..                | ..            | -1,676            | 317,225           | 30,113        |
|                        | 2019        | 8,026             | 365,476           | ..                | ..            | 40,504            | 332,999           | 31,603        |
|                        | 2020        | 7,593             | 291,223           | ..                | ..            | -39,695           | 338,512           | 32,144        |
| Denmark                | 2017        | 208,080           | 21,678            | 93,373            | ..            | 2,809             | 133,576           | 23,282        |
|                        | 2018        | 180,146           | 16,184            | 64,077            | ..            | -7                | 132,261           | 22,935        |
|                        | 2019        | 139,274           | 46,506            | 54,936            | ..            | 2,510             | 128,335           | 22,142        |
|                        | 2020        | 71,434            | 103,034           | 66,268            | ..            | -6,092            | 114,292           | 19,619        |
| Estonia                | 2017        | ..                | 18,885            | ..                | ..            | ..                | 18,885            | 14,333        |
|                        | 2018        | ..                | 19,241            | ..                | ..            | ..                | 19,241            | 14,553        |
|                        | 2019        | ..                | 18,642            | ..                | 947           | ..                | 17,695            | 13,334        |
|                        | 2020        | ..                | 17,202            | ..                | 1,006         | ..                | 16,196            | 12,183        |
| Finland                | 2017        | 400               | 89,099            | ..                | 219           | -1,000            | 90,280            | 16,390        |
|                        | 2018        | 407               | 101,361           | ..                | 58            | 256               | 101,454           | 18,394        |
|                        | 2019        | 382               | 99,553            | ..                | 20            | 557               | 99,358            | 17,995        |
|                        | 2020        | 394               | 98,580            | ..                | 67            | 288               | 98,619            | 17,835        |
| France                 | 2017        | 2,120             | 2,007,600         | 252,252           | ..            | -34,622           | 1,792,090         | 26,977        |
|                        | 2018        | 2,930             | 2,041,798         | 247,462           | ..            | 81,161            | 1,716,105         | 25,772        |
|                        | 2019        | 5,110             | 2,275,007         | 450,534           | ..            | 78,659            | 1,750,924         | 26,238        |
|                        | 2020        | 8,674             | 1,917,689         | 380,090           | ..            | -84,988           | 1,631,262         | 24,406        |

Table 27

## Production, trade and supply of natural gas

Terajoules and megajoules per capita

| Country or area | Year | Production | Imports   | Exports   | Bunkers | Changes in stocks | Supply    |            |
|-----------------|------|------------|-----------|-----------|---------|-------------------|-----------|------------|
|                 |      |            |           |           |         |                   | Total     | Per capita |
| Germany         | 2017 | 280,465    | 4,453,882 | 1,251,405 | ..      | -21,906           | 3,504,848 | 42,419     |
|                 | 2018 | 219,329    | 3,281,120 | ..        | ..      | 78,810            | 3,421,640 | 41,276     |
|                 | 2019 | 203,460    | 3,520,265 | ..        | ..      | 205,863           | 3,517,861 | 42,308     |
|                 | 2020 | 187,515    | 3,092,273 | ..        | ..      | -190,602          | 3,470,390 | 41,647     |
| Gibraltar       | 2017 | ..         | ..        | ..        | ..      | ..                | ..        | ..         |
|                 | 2018 | ..         | ..        | ..        | ..      | ..                | ..        | ..         |
|                 | 2019 | ..         | 2,691     | ..        | ..      | 1,959             | 732       | 22,407     |
|                 | 2020 | ..         | 2,379     | ..        | ..      | 234               | 2,145     | 65,583     |
| Greece          | 2017 | 422        | 196,550   | ..        | ..      | 1,417             | 195,555   | 18,289     |
|                 | 2018 | 589        | 192,807   | ..        | ..      | 1,863             | 191,534   | 18,013     |
|                 | 2019 | 445        | 207,358   | 634       | ..      | -1,672            | 208,840   | 19,750     |
|                 | 2020 | 311        | 232,185   | 1,320     | ..      | 1,902             | 229,274   | 21,810     |
| Hungary         | 2017 | 65,834     | 519,322   | 136,859   | ..      | 50,724            | 397,573   | 40,615     |
|                 | 2018 | 68,457     | 494,127   | 194,125   | ..      | -16,643           | 385,102   | 39,391     |
|                 | 2019 | 62,010     | 724,785   | 271,148   | ..      | 121,663           | 393,984   | 40,318     |
|                 | 2020 | 61,645     | 473,860   | 165,534   | ..      | -37,970           | 407,941   | 41,838     |
| Ireland         | 2017 | 132,498    | 65,565    | ..        | ..      | -2,557            | 200,621   | 42,043     |
|                 | 2018 | 127,802    | 80,961    | ..        | ..      | ..                | 208,763   | 43,182     |
|                 | 2019 | 99,718     | 112,418   | ..        | ..      | ..                | 212,136   | 43,328     |
|                 | 2020 | 76,828     | 135,059   | ..        | ..      | ..                | 211,887   | 42,839     |
| Isle of Man     | 2017 | ..         | 4,748     | ..        | ..      | ..                | 4,748     | 56,808     |
|                 | 2018 | ..         | 4,642     | ..        | ..      | ..                | 4,642     | 55,410     |
|                 | 2019 | ..         | 5,454     | ..        | ..      | ..                | 5,454     | 64,980     |
|                 | 2020 | ..         | 5,222     | ..        | ..      | ..                | 5,222     | 62,136     |
| Italy           | 2017 | 211,346    | 2,653,666 | 10,385    | ..      | -8,968            | 2,863,596 | 47,696     |
|                 | 2018 | 208,644    | 2,585,940 | 14,878    | ..      | 10,067            | 2,769,640 | 46,228     |
|                 | 2019 | 184,780    | 2,707,586 | 12,399    | ..      | 42,713            | 2,837,254 | 47,475     |
|                 | 2020 | 156,739    | 2,529,567 | 12,023    | ..      | -40,991           | 2,715,274 | 45,608     |
| Latvia          | 2017 | ..         | 47,111    | ..        | ..      | 919               | 46,192    | 23,629     |
|                 | 2018 | ..         | 53,750    | ..        | ..      | -634              | 54,384    | 28,096     |
|                 | 2019 | ..         | 51,343    | ..        | ..      | 17                | 51,327    | 26,781     |
|                 | 2020 | ..         | 42,387    | ..        | ..      | 42                | 42,345    | 22,322     |
| Liechtenstein   | 2017 | ..         | 1,061     | ..        | ..      | ..                | 1,061     | 28,011     |
|                 | 2018 | ..         | 986       | ..        | ..      | ..                | 986       | 25,811     |
|                 | 2019 | ..         | 998       | ..        | ..      | ..                | 998       | 25,939     |
|                 | 2020 | ..         | 962       | ..        | ..      | ..                | 962       | 24,827     |
| Lithuania       | 2017 | ..         | 96,757    | 7,980     | ..      | -608              | 89,385    | 30,775     |
|                 | 2018 | ..         | 88,715    | 7,001     | ..      | -892              | 82,606    | 28,721     |
|                 | 2019 | ..         | 106,877   | 20,175    | ..      | -30               | 86,732    | 30,442     |
|                 | 2020 | ..         | 110,833   | 20,089    | ..      | -982              | 91,726    | 32,524     |
| Luxembourg      | 2017 | 256        | 32,245    | ..        | ..      | ..                | 32,501    | 54,506     |
|                 | 2018 | 241        | 31,803    | ..        | ..      | ..                | 32,044    | 52,711     |
|                 | 2019 | 153        | 31,822    | ..        | ..      | ..                | 31,976    | 51,576     |
|                 | 2020 | 233        | 28,901    | ..        | ..      | ..                | 29,135    | 46,216     |
| Malta           | 2017 | ..         | 11,829    | ..        | ..      | 584               | 11,245    | 23,451     |
|                 | 2018 | ..         | 14,919    | ..        | ..      | 1,292             | 13,627    | 27,720     |
|                 | 2019 | ..         | 14,761    | ..        | ..      | 516               | 14,245    | 28,284     |
|                 | 2020 | ..         | 14,237    | ..        | ..      | -568              | 14,805    | 28,727     |
| Netherlands     | 2017 | 1,522,317  | 1,808,156 | 1,871,169 | 175     | 10,288            | 1,448,840 | 84,200     |
|                 | 2018 | 1,298,310  | 2,030,149 | 1,816,180 | 549     | 76,761            | 1,434,968 | 83,013     |
|                 | 2019 | 1,120,426  | 1,976,604 | 1,589,052 | 2,766   | 7,865             | 1,497,346 | 86,236     |
|                 | 2020 | 811,680    | 1,993,689 | 1,332,716 | 5,287   | -3,839            | 1,471,205 | 84,384     |



Table 27

## Production, trade and supply of natural gas

Terajoules and megajoules per capita

| Country or area     | Year | Production | Imports   | Exports   | Bunkers | Changes in stocks | Supply     |            |
|---------------------|------|------------|-----------|-----------|---------|-------------------|------------|------------|
|                     |      |            |           |           |         |                   | Total      | Per capita |
| North Macedonia     | 2017 | ..         | 9,487     | ..        | ..      | 7                 | 9,480      | 4,489      |
|                     | 2018 | ..         | 8,749     | ..        | ..      | 5                 | 8,744      | 4,137      |
|                     | 2019 | ..         | 10,218    | ..        | ..      | -3                | 10,222     | 4,835      |
|                     | 2020 | ..         | 11,670    | ..        | ..      | -1                | 11,671     | 5,529      |
| Norway              | 2017 | 5,075,836  | 0         | 4,837,764 | 2,007   | 4,309             | 231,755    | 43,915     |
|                     | 2018 | 4,966,982  | 361       | 4,710,681 | 2,326   | -2,021            | 256,357    | 48,257     |
|                     | 2019 | 4,692,661  | 1,057     | 4,462,085 | 2,446   | -2,540            | 231,727    | 43,327     |
|                     | 2020 | 4,560,755  | 1,326     | 4,348,404 | 2,691   | -352              | 211,337    | 39,283     |
| Poland              | 2017 | 163,373    | 606,014   | 47,232    | ..      | 3,664             | 718,491    | 18,646     |
|                     | 2018 | 161,378    | 608,367   | 26,278    | ..      | -6,627            | 750,093    | 19,472     |
|                     | 2019 | 159,408    | 672,988   | 51,161    | ..      | 26,313            | 754,922    | 19,612     |
|                     | 2020 | 158,002    | 673,201   | 53,833    | ..      | -18,445           | 795,815    | 20,709     |
| Portugal            | 2017 | ..         | 252,977   | ..        | ..      | 1,053             | 251,925    | 24,441     |
|                     | 2018 | ..         | 236,115   | ..        | ..      | 2,469             | 233,646    | 22,706     |
|                     | 2019 | ..         | 245,615   | ..        | ..      | -171              | 245,786    | 23,886     |
|                     | 2020 | ..         | 238,822   | ..        | ..      | -1,733            | 240,554    | 23,359     |
| Republic of Moldova | 2017 | 4          | 35,006    | ..        | ..      | -52               | 35,062     | 11,024     |
|                     | 2018 | 4          | 38,250    | ..        | ..      | 97                | 38,157     | 12,145     |
|                     | 2019 | 3          | 35,201    | ..        | ..      | -52               | 35,256     | 11,338     |
|                     | 2020 | 0          | 35,764    | ..        | ..      | -164              | 35,928     | 11,647     |
| Romania             | 2017 | 396,451    | 44,318    | 965       | ..      | -7,291            | 447,095    | 22,696     |
|                     | 2018 | 394,323    | 56,210    | 1,143     | ..      | -8,504            | 457,894    | 23,354     |
|                     | 2019 | 381,054    | 99,373    | 487       | ..      | 53,251            | 426,689    | 21,854     |
|                     | 2020 | 340,414    | 79,480    | 5,310     | ..      | -31,316           | 445,900    | 22,935     |
| Russian Federation  | 2017 | 27,025,965 | 335,736   | 8,725,080 | ..      | 571,303           | 18,065,317 | 124,201    |
|                     | 2018 | 27,755,267 | 358,750   | 8,433,194 | ..      | -706,326          | 20,387,149 | 139,971    |
|                     | 2019 | 29,376,729 | 348,390   | 9,934,021 | ..      | 344,146           | 19,446,951 | 133,434    |
|                     | 2020 | 27,603,132 | 343,522   | 9,128,691 | ..      | -194,550          | 19,012,514 | 130,565    |
| Serbia              | 2017 | 18,117     | 80,849    | ..        | ..      | 474               | 98,491     | 13,194     |
|                     | 2018 | 16,653     | 81,431    | ..        | ..      | -1,091            | 99,175     | 13,341     |
|                     | 2019 | 16,247     | 83,812    | ..        | ..      | 7,333             | 92,726     | 12,529     |
|                     | 2020 | 15,133     | 73,709    | ..        | ..      | -3,707            | 92,550     | 12,578     |
| Slovakia            | 2017 | 5,433      | 203,191   | ..        | ..      | 16,185            | 192,439    | 35,379     |
|                     | 2018 | 3,609      | 169,857   | ..        | ..      | -16,199           | 189,665    | 34,822     |
|                     | 2019 | 4,795      | 259,722   | ..        | ..      | 74,428            | 190,089    | 34,854     |
|                     | 2020 | 2,544      | 167,459   | ..        | ..      | -20,180           | 190,183    | 34,853     |
| Slovenia            | 2017 | 334        | 34,170    | 143       | ..      | ..                | 34,361     | 16,375     |
|                     | 2018 | 634        | 33,515    | 436       | ..      | ..                | 33,714     | 16,009     |
|                     | 2019 | 273        | 34,027    | 79        | ..      | ..                | 34,220     | 16,196     |
|                     | 2020 | 213        | 34,004    | ..        | ..      | ..                | 34,217     | 16,158     |
| Spain               | 2017 | 1,439      | 1,401,449 | 116,586   | 35      | 17,502            | 1,268,765  | 27,236     |
|                     | 2018 | 3,850      | 1,409,177 | 131,408   | 84      | 21,391            | 1,260,144  | 26,931     |
|                     | 2019 | 5,767      | 1,506,011 | 45,514    | 1,657   | 26,925            | 1,437,682  | 30,504     |
|                     | 2020 | 2,320      | 1,314,814 | 47,433    | 992     | -30,863           | 1,299,572  | 27,438     |
| Sweden              | 2017 | ..         | 43,870    | 205       | 886     | ..                | 42,779     | 4,253      |
|                     | 2018 | ..         | 48,205    | 661       | 995     | ..                | 46,549     | 4,581      |
|                     | 2019 | ..         | 45,695    | 1,039     | 804     | ..                | 43,851     | 4,271      |
|                     | 2020 | 391        | 60,378    | 1,162     | 928     | ..                | 58,679     | 5,659      |
| Switzerland         | 2017 | 1,203      | 139,993   | ..        | ..      | ..                | 141,197    | 16,706     |
|                     | 2018 | 1,300      | 132,791   | ..        | ..      | ..                | 134,091    | 15,749     |
|                     | 2019 | 1,443      | 136,238   | ..        | ..      | ..                | 137,681    | 16,055     |
|                     | 2020 | 1,476      | 132,590   | ..        | ..      | ..                | 134,066    | 15,519     |

Table 27

## Production, trade and supply of natural gas

Terajoules and megajoules per capita

| Country or area                   | Year        | Production       | Imports          | Exports          | Bunkers      | Changes in stocks | Supply           |               |
|-----------------------------------|-------------|------------------|------------------|------------------|--------------|-------------------|------------------|---------------|
|                                   |             |                  |                  |                  |              |                   | Total            | Per capita    |
| Ukraine                           | 2017        | 719,737          | 523,927          | ..               | ..           | 101,424           | 1,142,240        | 25,578        |
|                                   | 2018        | 766,963          | 393,516          | ..               | ..           | -32,894           | 1,193,373        | 26,849        |
|                                   | 2019        | 759,092          | 442,225          | ..               | ..           | 113,552           | 1,087,764        | 24,604        |
|                                   | 2020        | 694,528          | 287,471          | ..               | ..           | 30,458            | 951,541          | 21,670        |
| United Kingdom                    | 2017        | 1,688,318        | 1,861,271        | 447,915          | ..           | -42,376           | 3,144,050        | 47,590        |
|                                   | 2018        | 1,641,382        | 1,861,490        | 298,401          | ..           | 83,062            | 3,121,409        | 46,986        |
|                                   | 2019        | 1,584,848        | 1,840,221        | 325,420          | ..           | 26,647            | 3,073,002        | 46,018        |
|                                   | 2020        | 1,599,414        | 1,721,478        | 381,251          | ..           | 38,418            | 2,901,223        | 43,263        |
| <b>Latin America &amp; Carib.</b> | <b>2017</b> | <b>7,952,611</b> | <b>2,747,832</b> | <b>1,440,666</b> | <b>1,482</b> | <b>-15,543</b>    | <b>9,273,837</b> | <b>14,619</b> |
|                                   | <b>2018</b> | <b>7,979,304</b> | <b>3,081,012</b> | <b>1,452,316</b> | <b>1,201</b> | <b>-13,326</b>    | <b>9,620,126</b> | <b>15,026</b> |
|                                   | <b>2019</b> | <b>7,878,686</b> | <b>2,879,881</b> | <b>1,381,975</b> | <b>1,596</b> | <b>-9,400</b>     | <b>9,384,396</b> | <b>14,533</b> |
|                                   | <b>2020</b> | <b>7,100,238</b> | <b>3,412,312</b> | <b>1,262,837</b> | <b>3,040</b> | <b>-8,003</b>     | <b>9,254,677</b> | <b>14,222</b> |
| Argentina                         | 2017        | 1,561,420        | 401,380          | 2,662            | ..           | -350              | 1,960,488        | 44,501        |
|                                   | 2018        | 1,644,456        | 324,728          | 14,845           | ..           | 318               | 1,954,021        | 43,996        |
|                                   | 2019        | 1,725,250        | 226,780          | 9,194            | ..           | -716              | 1,943,553        | 43,436        |
|                                   | 2020        | 1,577,341        | 240,423          | 6,111            | ..           | 760               | 1,810,893        | 40,210        |
| Barbados                          | 2017        | 765              | ..               | ..               | ..           | ..                | 765              | 2,739         |
|                                   | 2018        | 1,002            | ..               | ..               | ..           | ..                | 1,002            | 3,583         |
|                                   | 2019        | 892              | ..               | ..               | ..           | ..                | 892              | 3,183         |
|                                   | 2020        | 386              | 223              | ..               | ..           | ..                | 609              | 2,169         |
| Belize                            | 2017        | 63               | ..               | ..               | ..           | -6                | 69               | 184           |
|                                   | 2018        | 51               | ..               | ..               | ..           | 11                | 40               | 105           |
|                                   | 2019        | 41               | ..               | ..               | ..           | 15                | 26               | 66            |
|                                   | 2020        | 32               | ..               | ..               | ..           | 12                | 20               | 52            |
| Bolivia (Plur. State of)          | 2017        | 778,524          | ..               | 603,106          | ..           | ..                | 175,418          | 15,340        |
|                                   | 2018        | 724,259          | ..               | 547,362          | ..           | ..                | 176,897          | 15,241        |
|                                   | 2019        | 631,583          | ..               | 466,515          | ..           | ..                | 165,069          | 14,016        |
|                                   | 2020        | 608,826          | ..               | 474,460          | ..           | ..                | 134,366          | 11,257        |
| Brazil                            | 2017        | 996,545          | 415,166          | ..               | ..           | ..                | 1,411,711        | 6,771         |
|                                   | 2018        | 940,384          | 410,360          | ..               | ..           | ..                | 1,350,744        | 6,427         |
|                                   | 2019        | 962,178          | 379,714          | ..               | ..           | ..                | 1,341,892        | 6,336         |
|                                   | 2020        | 860,787          | 372,221          | ..               | ..           | ..                | 1,233,008        | 5,783         |
| Chile                             | 2017        | 47,932           | 163,040          | 8,236            | ..           | 610               | 202,125          | 11,004        |
|                                   | 2018        | 48,866           | 160,701          | 6,270            | ..           | 377               | 202,920          | 10,850        |
|                                   | 2019        | 59,692           | 187,447          | ..               | ..           | 2,155             | 244,984          | 12,867        |
|                                   | 2020        | 45,717           | 176,962          | ..               | ..           | -1,796            | 224,476          | 11,631        |
| Colombia                          | 2017        | 462,640          | 505              | ..               | ..           | ..                | 463,145          | 9,579         |
|                                   | 2018        | 477,797          | 506              | ..               | ..           | ..                | 478,303          | 9,706         |
|                                   | 2019        | 486,362          | 6,072            | ..               | ..           | ..                | 492,434          | 9,812         |
|                                   | 2020        | 473,372          | 13,531           | ..               | ..           | ..                | 486,903          | 9,560         |
| Cuba                              | 2017        | 41,003           | ..               | ..               | ..           | ..                | 41,003           | 3,617         |
|                                   | 2018        | 37,854           | ..               | ..               | ..           | ..                | 37,854           | 3,342         |
|                                   | 2019        | 37,113           | ..               | ..               | ..           | ..                | 37,113           | 3,279         |
|                                   | 2020        | 34,916           | ..               | ..               | ..           | ..                | 34,916           | 3,090         |
| Curaçao                           | 2017        | ..               | *2,800           | ..               | ..           | ..                | *2,800           | *16,324       |
|                                   | 2018        | ..               | *2,100           | ..               | ..           | ..                | *2,100           | *11,368       |
|                                   | 2019        | ..               | 0                | ..               | ..           | ..                | 0                | 0             |
|                                   | 2020        | ..               | ..               | ..               | ..           | ..                | ..               | ..            |
| Dominican Republic                | 2017        | ..               | 46,107           | ..               | 1,482        | 81                | 44,544           | 4,184         |
|                                   | 2018        | ..               | 45,029           | ..               | 1,201        | -581              | 44,409           | 4,125         |
|                                   | 2019        | ..               | 52,335           | ..               | 1,596        | 523               | 50,217           | 4,615         |
|                                   | 2020        | ..               | 53,237           | ..               | 3,040        | 559               | 49,638           | 4,513         |

Table 27

## Production, trade and supply of natural gas

Terajoules and megajoules per capita

| Country or area           | Year        | Production        | Imports          | Exports          | Bunkers | Changes in stocks | Supply            |                |
|---------------------------|-------------|-------------------|------------------|------------------|---------|-------------------|-------------------|----------------|
|                           |             |                   |                  |                  |         |                   | Total             | Per capita     |
| Ecuador                   | 2017        | 31,188            | ..               | ..               | ..      | ..                | 31,188            | 1,868          |
|                           | 2018        | 27,591            | ..               | ..               | ..      | ..                | 27,591            | 1,622          |
|                           | 2019        | 24,637            | ..               | ..               | ..      | ..                | 24,637            | 1,421          |
|                           | 2020        | 20,929            | ..               | ..               | ..      | ..                | 20,929            | 1,190          |
| Jamaica                   | 2017        | ..                | 4,089            | ..               | ..      | ..                | 4,089             | 1,456          |
|                           | 2018        | ..                | 3,789            | ..               | ..      | ..                | 3,789             | 1,348          |
|                           | 2019        | ..                | 8,353            | ..               | ..      | -1,277            | 9,630             | 3,422          |
|                           | 2020        | ..                | 26,338           | ..               | ..      | 155               | 26,183            | 9,283          |
| Mexico                    | 2017        | 1,237,433         | 1,661,018        | 662              | ..      | -15,877           | 2,913,666         | 23,719         |
|                           | 2018        | 1,314,583         | 2,054,753        | 484              | ..      | -13,452           | 3,382,304         | 27,274         |
|                           | 2019        | 1,285,121         | 1,908,243        | 436              | ..      | -10,100           | 3,203,028         | 25,607         |
|                           | 2020        | 1,275,488         | 2,457,266        | 36               | ..      | -7,693            | 3,740,411         | 29,686         |
| Panama                    | 2017        | ..                | ..               | ..               | ..      | ..                | ..                | ..             |
|                           | 2018        | ..                | 10,180           | ..               | ..      | ..                | 10,180            | 2,444          |
|                           | 2019        | ..                | 31,663           | ..               | ..      | ..                | 31,663            | 7,481          |
|                           | 2020        | ..                | 16,315           | ..               | ..      | ..                | 16,315            | 3,799          |
| Peru                      | 2017        | 523,266           | ..               | 229,363          | ..      | ..                | 293,903           | 9,299          |
|                           | 2018        | 514,329           | ..               | 210,406          | ..      | ..                | 303,923           | 9,437          |
|                           | 2019        | 542,941           | ..               | 224,255          | ..      | ..                | 318,686           | 9,709          |
|                           | 2020        | 487,281           | ..               | 219,514          | ..      | ..                | 267,767           | 8,040          |
| Puerto Rico               | 2017        | ..                | 51,276           | ..               | ..      | ..                | 51,276            | 15,232         |
|                           | 2018        | ..                | 66,555           | ..               | ..      | ..                | 66,555            | 20,051         |
|                           | 2019        | ..                | 75,889           | ..               | ..      | ..                | 75,889            | 23,046         |
|                           | 2020        | ..                | 53,292           | ..               | ..      | ..                | 53,292            | 16,289         |
| Suriname                  | 2017        | 136               | ..               | ..               | ..      | ..                | 136               | 232            |
|                           | 2018        | 195               | ..               | ..               | ..      | ..                | 195               | 329            |
|                           | 2019        | 232               | ..               | ..               | ..      | ..                | 232               | 387            |
|                           | 2020        | 269               | ..               | ..               | ..      | ..                | 269               | 443            |
| Trinidad and Tobago       | 2017        | 1,299,510         | ..               | 596,636          | ..      | ..                | 702,874           | 475,362        |
|                           | 2018        | 1,400,178         | ..               | 672,949          | ..      | ..                | 727,229           | 483,302        |
|                           | 2019        | 1,421,840         | ..               | 681,576          | ..      | ..                | 740,265           | 487,031        |
|                           | 2020        | 1,192,151         | ..               | 562,715          | ..      | ..                | 629,436           | 414,608        |
| Uruguay                   | 2017        | ..                | 2,451            | ..               | ..      | ..                | 2,451             | 716            |
|                           | 2018        | ..                | 2,311            | ..               | ..      | ..                | 2,311             | 674            |
|                           | 2019        | ..                | 3,384            | ..               | ..      | ..                | 3,384             | 987            |
|                           | 2020        | ..                | 2,505            | ..               | ..      | ..                | 2,505             | 730            |
| Venezuela (Bolivar. Rep.) | 2017        | 972,186           | 0                | ..               | ..      | ..                | 972,186           | 31,809         |
|                           | 2018        | 847,757           | ..               | ..               | ..      | ..                | 847,757           | 28,424         |
|                           | 2019        | 700,803           | ..               | ..               | ..      | ..                | 700,803           | 24,189         |
|                           | 2020        | 522,742           | ..               | ..               | ..      | ..                | 522,742           | 18,348         |
| <b>Northern America</b>   | <b>2017</b> | <b>37,349,288</b> | <b>4,266,167</b> | <b>6,801,335</b> | ..      | <b>-376,545</b>   | <b>35,190,665</b> | <b>96,026</b>  |
|                           | <b>2018</b> | <b>40,504,944</b> | <b>4,015,685</b> | <b>7,071,566</b> | ..      | <b>-326,581</b>   | <b>37,775,644</b> | <b>102,290</b> |
|                           | <b>2019</b> | <b>44,650,843</b> | <b>3,967,682</b> | <b>8,091,355</b> | ..      | <b>472,877</b>    | <b>40,054,293</b> | <b>107,682</b> |
|                           | <b>2020</b> | <b>43,912,434</b> | <b>3,668,266</b> | <b>8,550,349</b> | ..      | <b>290,118</b>    | <b>38,740,233</b> | <b>103,596</b> |
| Canada                    | 2017        | 7,440,401         | 990,926          | 3,338,603        | ..      | -84,119           | 5,176,843         | 141,620        |
|                           | 2018        | 7,677,882         | 910,408          | 3,128,354        | ..      | 27,889            | 5,432,047         | 146,672        |
|                           | 2019        | 7,385,471         | 1,017,915        | 2,991,778        | ..      | -58,449           | 5,470,057         | 145,780        |
|                           | 2020        | 7,209,027         | 923,050          | 2,769,347        | ..      | 126,365           | 5,236,365         | 138,204        |
| United States             | 2017        | 29,908,887        | 3,275,241        | 3,462,732        | ..      | -292,426          | 30,013,822        | 91,009         |
|                           | 2018        | 32,827,062        | 3,105,277        | 3,943,212        | ..      | -354,470          | 32,343,597        | 97,379         |
|                           | 2019        | 37,265,372        | 2,949,767        | 5,099,577        | ..      | 531,326           | 34,584,236        | 103,447        |
|                           | 2020        | 36,703,407        | 2,745,216        | 5,781,002        | ..      | 163,753           | 33,503,868        | 99,731         |

Table 27

### Production, trade and supply of natural gas

Terajoules and megajoules per capita

| Country or area  | Year        | Production       | Imports        | Exports          | Bunkers | Changes in stocks | Supply           |               |
|------------------|-------------|------------------|----------------|------------------|---------|-------------------|------------------|---------------|
|                  |             |                  |                |                  |         |                   | Total            | Per capita    |
| <b>Oceania</b>   | <b>2017</b> | <b>4,805,261</b> | <b>206,519</b> | <b>3,339,243</b> | ..      | <b>-3,122</b>     | <b>1,675,659</b> | <b>40,073</b> |
|                  | <b>2018</b> | <b>5,326,395</b> | <b>186,515</b> | <b>3,808,979</b> | ..      | <b>-6,830</b>     | <b>1,710,761</b> | <b>40,217</b> |
|                  | <b>2019</b> | <b>6,187,365</b> | <b>201,980</b> | <b>4,590,118</b> | ..      | <b>-669</b>       | <b>1,799,896</b> | <b>41,591</b> |
|                  | <b>2020</b> | <b>6,630,901</b> | <b>179,742</b> | <b>4,825,542</b> | ..      | <b>576</b>        | <b>1,984,525</b> | <b>45,173</b> |
| Australia        | 2017        | 4,106,758        | 206,519        | 2,858,040        | ..      | ..                | 1,455,236        | 59,179        |
|                  | 2018        | 4,707,645        | 186,515        | 3,379,971        | ..      | ..                | 1,514,188        | 60,618        |
|                  | 2019        | 5,486,983        | 201,980        | 4,095,657        | ..      | ..                | 1,593,307        | 62,835        |
|                  | 2020        | 5,923,572        | 179,742        | 4,338,571        | ..      | ..                | 1,764,744        | 68,747        |
| New Zealand      | 2017        | 194,413          | ..             | ..               | ..      | -3,122            | 197,535          | 41,619        |
|                  | 2018        | 172,251          | ..             | ..               | ..      | -6,830            | 179,081          | 37,011        |
|                  | 2019        | 185,498          | ..             | ..               | ..      | -669              | 186,167          | 37,541        |
|                  | 2020        | 181,094          | ..             | ..               | ..      | 576               | 180,518          | 35,668        |
| Papua New Guinea | 2017        | 504,091          | ..             | 481,203          | ..      | ..                | 22,888           | 2,511         |
|                  | 2018        | 446,499          | ..             | 429,007          | ..      | ..                | 17,492           | 1,875         |
|                  | 2019        | 514,883          | ..             | 494,461          | ..      | ..                | 20,422           | 2,140         |
|                  | 2020        | 526,234          | ..             | 486,971          | ..      | ..                | 39,263           | 4,027         |