


Energy Statistics Newsletter

United Nations Statistics Division (UNSD)

Number 15
September 2016



Latest UNSD Publications

The 2013 Energy Statistics Yearbook, the 2013 Energy Balances and the 2013 Electricity Profiles are now available online at the UNSD website! To access the online publications, please visit: <http://unstats.un.org/unsd/energy/>.

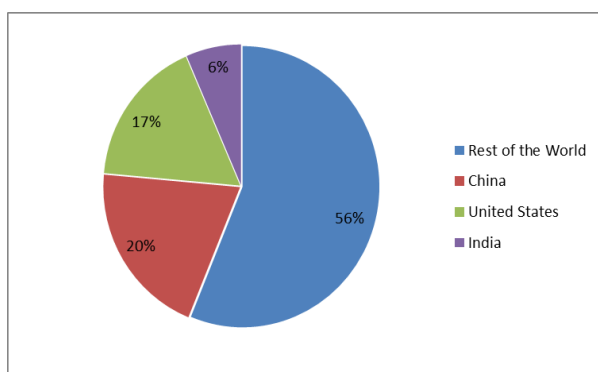


This is the second set of publications to incorporate changes due to the adoption of the International Recommendations for Energy Statistics. They are also available at the United Nations Publications website

(<http://unp.un.org>). The 2013 edition of the Energy Statistics Database containing data from 1950 to 2013 is also available at <http://unp.un.org>. Energy Statistics data for the period 1990-2013 are available online at the UNdata portal <http://data.un.org/>.



Selected highlights



- World Total energy supply increased 2% in 2013 to 550 exajoules. The bulk of this increase came from growth in China, which increased its global share of total energy supply to 23%.
- China, the United States and India combined now make up 44% of global total final consumption (see previous graph).
- Five countries (India, Nigeria, United States, China and Brazil) make up 48% of global production of biofuels and wastes.
- Capacity of renewable electricity plants increased by 9% in 2013, outpacing that of combustible fuels (+3%) for the first time.

International Workshop on Energy Statistics in China

An International Workshop on Energy Statistics was organized by the United Nations Statistics Division (UNSD) and the National Bureau of China (NBS) in Beijing, China, on 23-25 May 2016, with collaboration from the International Energy Agency (IEA). The workshop was the 27th in a series of events organized under the project on strengthening statistical capacity development in China and other developing countries in Asia, with over 100 participants from 14 countries. The workshop addressed specific issues in energy statistics, including international methodology and harmonisation efforts, and covered basic statistics linking data items to actual processes related to the five main types of fuels and energy. Cross-cutting issues such as energy balances, energy indicators (particularly indicators of the Sustainable Development Goal 7 – SDG 7) and energy efficiency were also covered.

In addition to presentations from international organisations, country representatives described the energy

situation in their countries and gave details on their energy statistics systems. There were lively discussions on technical matters in energy statistics, covering a wide range of subjects such as accounting for coal washing activities, treatment of refinery feedstocks, unconventional hydrocarbons, and the complexities of conducting energy surveys.

The workshop was considered a success, with a great deal of knowledge and best-practice sharing taking place. Countries appreciated the chance to learn from each other, and to see the ongoing international methodology work. It was also helpful for the international organisations to learn more about issues faced by both the international country attendees and some of the provincial Chinese statisticians, which will allow to better target future training programmes. A more detailed workshop report, together with all the presentations and documents can be seen at

<http://unstats.un.org/unsd/energy/meetings/China2016.htm>.

Review of Biomass data published by International Organisations

For some time UNSD has noticed that data for biomass used for energy purposes are significantly different for the main international organisations, notably the Food and Agricultural Organisation of the United Nations (FAO), the IEA and UNSD. For example, in 2000 the FAO had a global fuelwood production figure (on an energy basis) 22% lower than the IEA's, whereas by 2013 the FAO figure was 34% less than the IEA's. Differences could be due to different definitions used, the choice of calorific value used to convert the figures into energy units, or in some cases a complete lack of data leading to widespread estimation. UNSD has already been in contact with our partner organisations about this, and it is hoped that

more dialogue will lead to understanding these differences, and hopefully minimising them going forward. Countries or other organisations can help by providing comments that can aid this discussion. National statistical offices and line ministries, in particular, can help by providing official data and thorough metadata.

Closing Workshops on Measuring the Green Economy

The Industrial and Energy Statistics Section has been leading a United Nations Development Account project "Supporting developing countries measure progress towards achieving a Green Economy" over the last two years. This project has come to a conclusion with the conduct of two regional workshops in Quito (Ecuador) and Ulaanbaatar (Mongolia) in February and March 2016.

Building on work done by other international agencies, the project developed a list of indicators suitable for developing countries that inform on green economy issues and discussed with countries in Latin America and Asia the compilation of these indicators. The workshops and technical assistance missions during the project focused on methodological foundations, as well as data collection strategies for the relevant basic statistics that are needed to produce these indicators.

While environment statistics-related indicators account for a large part of the roughly 100 indicators in the list, the list of Green Economy indicators also includes a section on energy indicators that are needed to measure progress towards a Green Economy and the training activities of the project addressed issues related to those. In particular, data collection issues for energy

statistics have been considered, highlighting potential changes that countries need to implement to ensure compatibility of the data with the new International Recommendations for Energy Statistics (IRES).

Another point of discussion at the final workshops was the relation of the Green Economy indicators to the new Sustainable Development Goal (SDG) indicators. While the SDG indicators were still under development during the time of the project, their final formulation in a number of domains coincided to a large degree with the Green Economy indicators. This was in particular true for the energy-related indicators. As a result, the methodology discussed during the project for compiling the Green Economy indicators assists countries also in compiling the SDG indicators of SDG Goal 7.

The project officially ended in June 2016, but the Industrial and Energy Statistics Section is continuing with activities to support countries in this field. The website dedicated to this project will now feature more detailed information on the indicators compilation (shown as “metadata”) and is planned to also highlight country experiences and examples in the future. Specific activities that support countries in the work on Green Economy indicators will be part of future activities of UNSD in the areas of environment and energy statistics.

The full set of documentation for the project, covering background documents, all meeting documents and the list of Green Economy indicators with metadata is available at <http://unstats.un.org/unsd/greeneconomy>.

InterEnerStat

The Inter-Secretariat Working Group on Energy Statistics (InterEnerStat) met in Paris 14-15 September 2015. This group brings

together multiple international organisations who have an interest in energy statistics. This particular meeting discussed (among other things) energy classifications, work undertaken on new energy statistics manuals, how the International Recommendations for Energy Statistics are being implemented, and organisations’ work and plans for training and capacity building. All presentations from the meeting are available at <http://www.iea.org/workshops/interenerstat-meeting-2015.html>.

The next InterEnerStat meeting, focussing on energy use and efficiency, is scheduled for December 2016.

10th Meeting of the Oslo Group on Energy Statistics

In May 2016 the 10th meeting of the Oslo City Group on Energy Statistics took place in Aguascalientes, Mexico. It was hosted by the Instituto Nacional de Estadística y Geografía (INEGI) of Mexico, and was chaired by Mr. Ville Vertanen of Statistics Finland.

The meeting gathered 33 participants from 15 countries and four international organisations (UNSD, Eurostat, IEA and IAEA). Discussions focussed on carrying forward work on topics identified at the last meeting in 2014, such as uses of administrative data, electronic data collection and SDMX, quality reviews of energy data and energy data dissemination practices. The meeting also featured updates on international work being carried out by various international organisations, including UNSD.

The workshop concluded with a decision to concentrate efforts on the working groups focussed on energy data dissemination and administrative data sources, as these are the groups where both most interest lies and where concrete outcomes can be achieved relatively easily. The group will also consider whether the

use of geospatial data in energy statistics should be pursued by its own working group (as Mexico proposed). It is also expected that the Unite Connections online platform will be used more extensively moving forward, to share ideas and collaborate among Oslo Group members. Within Unite Connections each working group has its own dedicated page.

More details on the Oslo Group are available at <http://www.oslogroup.org/>. The website shows presentations from the meeting together with the final meeting report.

Recent JODI Training

The 13th Regional JODI Training Workshop was held from 18-20 May 2016 in Beijing, China. The Workshop was hosted by the Economics and Technology Research Institute of the China National Petroleum Company (CNPC) and organised by the International Energy Forum (IEF), together with the Asia Pacific Energy Research Centre (APEREC), the Gas Exporting Countries Forum (GECF) and UNSD. More than 30 delegates from seven Asian countries took part in the workshop, which was designed to raise awareness and build better understanding of JODI, and to improve submissions from the region. Further details can be found at <https://www.jodidata.org/events/13th-regional-jodi-training-workshop-for-asian-countries>. The 14th JODI training, principally for countries of the Former Soviet Union, is scheduled for 9-11 November 2016 in Moscow.

Seminar on Mainstreaming Energy Sustainable Development Goals

To support the post-2015 development agenda, the Division for Sustainable Development in partnership with the United Nations Statistics Division, UN-Energy, Sustainable Energy for All, the World Bank and the International Energy Agency organized a workshop on capacity development for

"Mainstreaming Energy Sustainable Development Goals (SDGs), Targets and Indicators into Statistical Programmes of Selected African Countries." The workshop was hosted by the United Nations Economic Commission for Africa in Addis Ababa, Ethiopia, on 27-29 June 2016 and brought together more than 30 delegates from national statistical offices and ministries of energy, representing 11 African countries. Additional participants from local NGOs and the private sector involved with energy sustainable development also attended the seminar.

Presentations from the international organisations focused on the energy aspects of sustainable development, as well as related statistical methodology. Countries shared their experiences in producing relevant statistics in this field. Some insights gained include:

a. All participating countries are currently producing energy data, but with varying degrees of scope, detail, frequency and alignment with international standards. A major barrier mentioned was that data may be scattered over different agencies/offices that do not communicate with each other, resulting in overlaps, gaps, and different methodologies being employed (as described e.g., by Ethiopia, Gambia, Sierra Leone, Togo, Zambia). However, the region also includes countries that manage good communication and coordination between offices, resulting in more uniform energy statistics and even the construction of energy balances (such as reported e.g., by Ghana, Kenya, Senegal).

b. The appropriate setup and improvement of the institutional arrangements have been identified as key requirements for the production of timely and high quality statistics. Some countries (e.g., Gambia, Togo) have taken steps to improve the existing arrangements and reported on methods and progress made.

c. Biomass (mainly fuelwood) is still a dominant form of energy employed in households in these countries, and data collection is challenging but needed in order to measure and monitor energy sustainable development.

d. Countries acknowledged the need for, and appreciated the development of international standards for energy statistics, such as IRES – be it for constructing energy balances that will be instrumental in calculating SDG energy indicators, for measuring flows of biomass and the informal use of energy, as well as for setting up better legal frameworks and improving institutional arrangements. Capacity building taking into account these methodological standards is necessary to address these issues.

Editorial Notes

The Energy Statistics newsletter is prepared by the Industrial and Energy Statistics Section of the United Nations Statistics Division, Department of Economic and Social Affairs.

For further information and/or feedback, please contact:

United Nations Statistics Division
Attn: Industrial and Energy Statistics Section
United Nations
New York, NY 10017, USA
E-mail address: energy_stat@un.org

or visit our website:

<http://unstats.un.org/unsd/energy>.