



# ENERGY BALANCE

DECEMBER 2008

# DEFINITION:

The energy balance is an account in which shows the complete set of relations of equilibrium that accounts for streams Physical by which energy is produced, exchanged with the outside world, is transformed, consumed, and so on.; All this in a calculated common unit within a given country and for a specified period (usually one year).



# ADVANTAGES AND DISADVANTAGES:

It is important to bear in mind both the advantages and limitations of the balance sheet. The balance sheet is a tool that facilitates global energy planning, but considered alongside other elements of the economic system.

That is, taken in isolation the balance sheet gives a picture of the relationship of physical energy system in a particular historical period. Shows such as the energy is produced, exported or imported, is transformed and consumed by economic sectors.



CONTINUED.....

It lets calculate certain relationships of efficiency and make a diagnosis of the energy situation of a country, region or continent since. However, it is through their relationship with other socio-economic variables that the balance becomes a planning tool.

In this sense, the existence of the energy balance is a necessary condition for energy planning.



CONTINUED.....

The energy balances in terms of final energy (EBFE), has the limitation of not making an assessment of energy reserves and do not reach the stage of useful energy (EBUE).

On the other hand, for developing countries, given the importance of the rural sector and the sources of "non-commercial" energy is essential to include in the balance sheet such consumption in order to meet the energy structure of the rural sector, its problems and implications on the national economy.



# FUNDAMENTAL OBJECTIVES OF THE ENERGY BALANCE:

- ✓ To assess the dynamics of the energy system in line with the economy of each country, identifying the major energy-economic relationships between the different sectors of the national economy.
- ✓ Serve as a tool for energy planning.
- ✓ Knowing in detail the structure of the national energy sector.
- ✓ Determine for each source of energy uses competitive and non-competitive to push wherever possible replacement processes.
- ✓ Create the appropriate bases leading to the improvement and systematization of information energy.
- ✓ Be used to allow the projection of energy and its prospects in the short and long term.



# OVERVIEW:

The energy balance in terms of final energy (BEEF) of OLADE is presented in matrix form, and is composed of columns, which represent energy sources (primary and secondary), and by the rows that represent the activities, namely the origins and destinations or consumption of energy.

The basic components of the balance sheet are:

## -ENERGY SOURCES

Primary Energy

Secondary Energy

- TOTAL SUPPLY


- PROCESSING CENTERS

- FINAL CONSUMPTIO



# ENERGY BALANCE:

## BALANCE ENERGETICO DEL ECUADOR

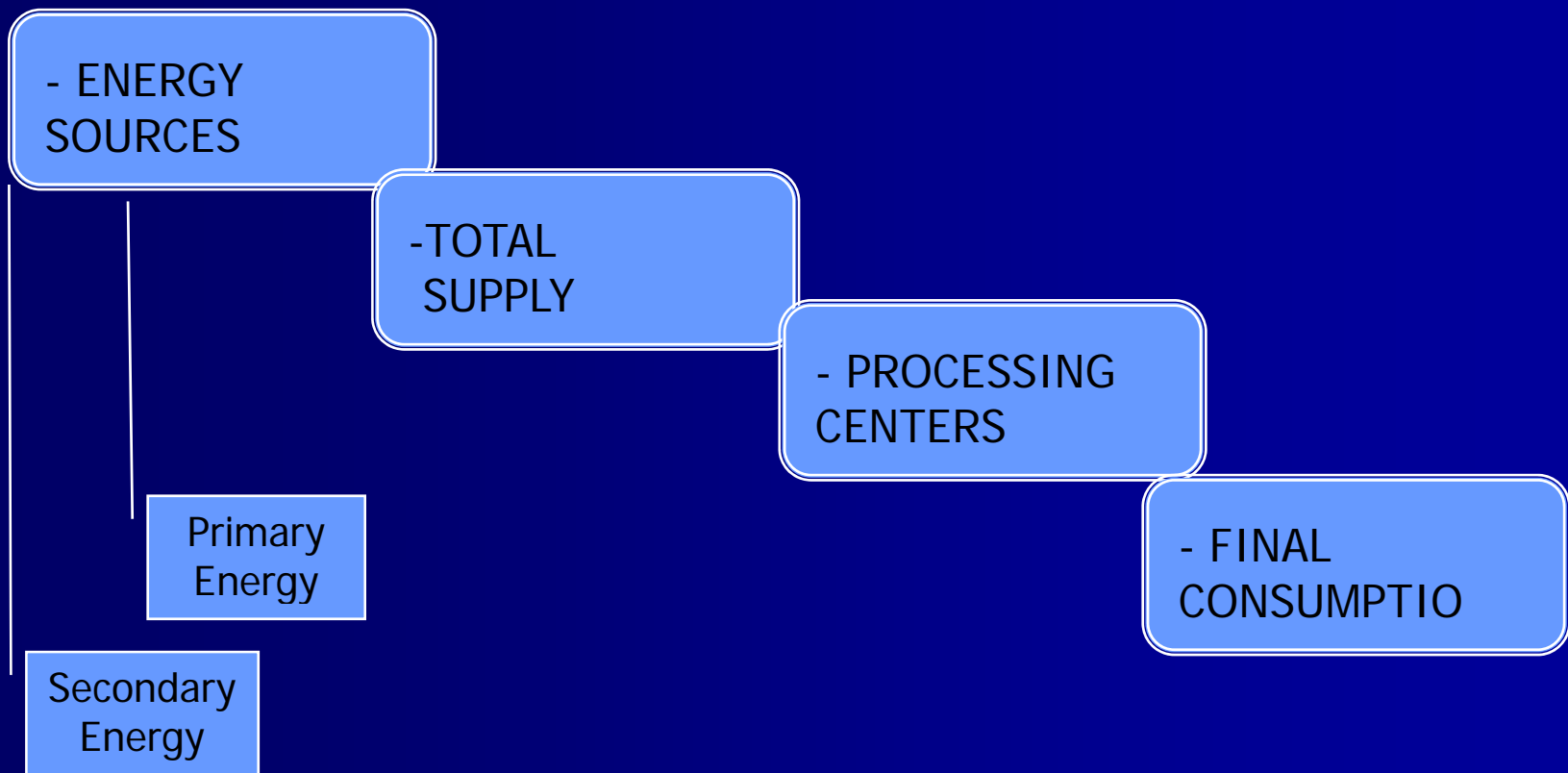
UNIDAD: MILES DE TEP		AÑO: 2006																		
 MINISTERIO DE MINAS Y PETRÓLEOS República del Ecuador Dirección de Gestión de Planificación		ENERGIA PRIMARIA					TOTAL PRIMARIA	ENERGIA SECUNDARIA									TOTAL SECUNDARIA	TOTAL GENERAL		
		Leña	Bagazo	Petróleo Crudo	Gas Natural	Hidro-Energía		Gas Licuado	Gasolinas	Diesel 1	Diesel 2	Total Diesel	Jet Fuel	Pesados	No Energ.	Electricidad				
O F E R T A	1 Producción	400	356	27960	2021	681	31418											0	31418	
	2 Reinyección Oleoducto								-44									-386	-430	
	3 Importación							815			1571	1571						135	2520	
	4 Exportación			-19540			-19540		-207			0						0	-2031	
	5 Ventas a Naves Extranjeras									-9	-7	-17	-168	-647					-831	
	6 Variación de Inventarios			283			283	0	-16	1	-6	-5	-2	46					22	
	7 TOTAL OFERTA BRUTA	400	356	8703	2021	681	12161	815	-267	-8	1557	1549	-170	-2811	0	135		-750	11412	
	8 No aprovechable						1477												0	
	9 TOTAL OFERTA NETA	400	356	8703	544	681	10684	815	-267	-8	1557	1549	-170	-2811	0	135		-750	9935	
	T R A N S F O R M A	10 TOTAL TRANSFORMA.			-7900	-544	-681	-9125	223	2125	38	1269	1307	357	3426	167	1274		8879	-246
		11 Centrales Hidráulicas					-681	-681									613		613	-68
		12 Centrales Térmicas				-357		-357		-97		-451	-451		-801		661		-688	-1045
		13 Refinerías			-7900			-7900	162	2221	38	1720	1758	357	4227	167			8893	993
		14 Plantas de Gas				-187		-187	61										61	-125
		15 Consumo Propio			-809	0		-809	-19	-1		-25	-25	-4	-211		-159		-420	-1228
		16 Pérd. de Transp. y Transm/			0			0									-39		-39	-39
		17 Pérd. Téc. de Distrib.															-105		-105	-105
		18 Pérd. No Téc. de Distrib.															-158		-158	-158
		19 Pérd. Ocasión por terc./Otros																	0	0
C O N S U M O	20 OFERTA TOTAL	400	356	-5	0	0	751	1019	1886	30	2801	2831	184	404	167	949		7409	8160	
	21 Ajuste	0	0	-5	0	0	-5	-10	-30	10	33	42	18	70	1	0		91	85	
C O N S U M O	22 CONSUMO FINAL TOTAL	400	356	0	0	0	756	1029	1886	20	2768	2788	166	334	166	949		7318	8074	
	22 Consumo no Energético						0								166			166	166	
	23 Consumo Final Energético	400	356	0	0	0	756	1029	1886	20	2768	2788	166	334	0	949		7152	7908	
	24 TOTAL RESL. Y SERV.	367	0	0	0	0	367	955	20	0	109	109	0	0	0	581		1664	2031	
	25 Residencial	367					367	925				0				335		1260	1627	
	26 Servicios Privados							30			37	37				182		249	249	
	27 Servicios Públicos								20		72	72				64		155	155	
	28 TOTAL TRANSPORTE	0	0	0	0	0	0	0	1799	0	2295	2295	166	0	0	0		4260	4260	
	29 Automotor								1799		2193	2193						3992	3992	
	30 Marítimo										102	102						102	102	
31 Aéreo											0	166					166	166		
I N D U S T R I A	33 TOTAL INDUSTRIA	34	356	0	0	0	389	74	11	20	350	370	0	334	0	285		1075	1464	
	34 Manufactura	34	356				389	74	11	20	350	370		334		285		1075	1464	
	35 Construcción											0						0	0	
	37 Pesca								56		14	14						70	70	
	38 Otros											0				82		82	82	
<b>PRODUCCION DE ENERGIA SECUNDARIA</b>								223	2221	38	1720	1758	357	4227	167	1274		10228	10228	





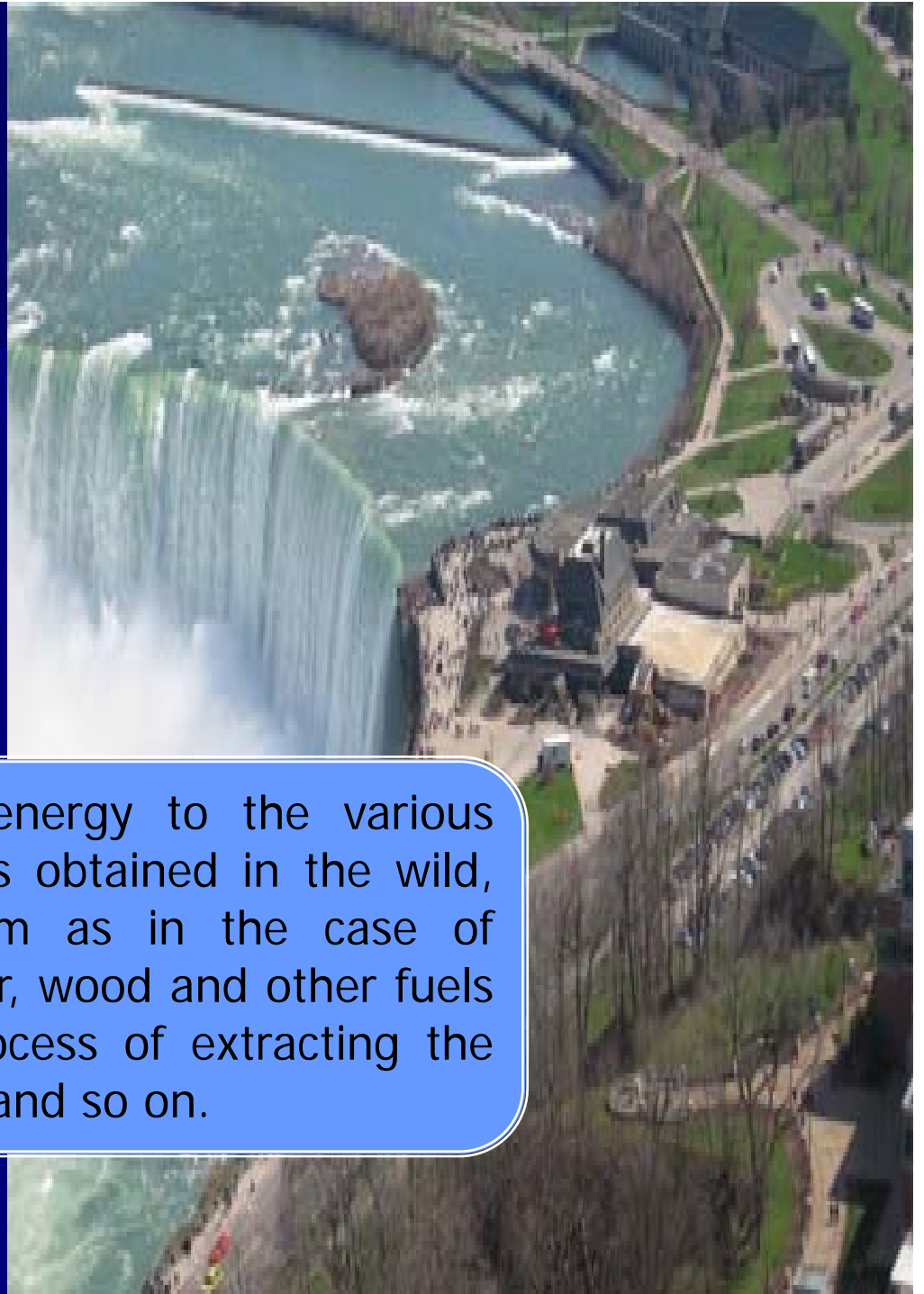
# COMPONENTS:

The basic components of the balance sheet are:



# PRIMARY ENERGY .-

The term primary energy to the various sources of energy as obtained in the wild, either in direct form as in the case of hydropower and solar, wood and other fuels plant, or after a process of extracting the oil, coal, geoenergy, and so on.





# SECONDARY ENERGY .-

It's called secondary energy to the various energy products that come from different centers for processing and whose fate are the various sectors of consumption and / or other processing plants.

# TOTAL

## SUPPLY.- :

It is the total net availability of energy to meet the energy needs of a country's economy. The total supply of energy is then, the amount of energy primary and secondary available to meet the energy needs of a country, both in the processes of transformation, and in the end.

The "total supply" is calculated by the equation:

**Total bid** = Production (+) Import (-) Export (+ -) Change in inventories (-) Not exploited



# CENTERS OF TRANSFORMATION :



It refers to the energy that comes to be amended in special processor called processing centers, these centers produce chemical or physical changes of an energy source to another or others, looking this way better utilization of energy.

CONTINUED.....

The processing plants are considered:

### **Refinery:**

Center where the oil is processed into products. In refineries basically crude oil is separated into its various components.

### **Power Plants (Public and self producers):**

These processing plants are built according to the case, for hydroelectric power, thermal power conventional steam turbines, gas turbines and internal combustion engines, power plants and geothermoelectrics.

### **Gas Treatment Center:**

In the treatment plants and associated natural gas is processed with the main purpose of recovering liquid hydrocarbons compounds, such as naphtha and gasoline, pure hydrocarbons such as butane, propane, ethane or mixture of them and non - energy, such as carbon, through a process of physical separation of the components of the gas.



# OWN

# CONSUMPTION

This is one of four possible routes for the total supply. The consumption of energy is the part of primary and secondary energy that the industry uses to function.



# LOSSES:

Are those that occur during the activities undertaken since the energy is produced up to the final consumer. Among other things, include the loss of extraction, storage, transportation, transmission, distribution, etc..

Loss is different from untapped because while the latter could be exploited fully if conditions were given, the first can only be reduced through conservation.





# STATISTICAL

## ADJUSTMENT:

This line serves mainly in some cases to replenish the differences produced by the conversion of different sources, from their original units of measure until the units are compatible for the development of the balances.

The adjustment should be no higher than 5% of the total offered.



# FINAL CONSUMPTION:

## Transport Sector:

The end of the carriage of a country is the total amount of fuel required to move the vehicle fleet. The modes of transport can be:

- a) highways,
- b) Railway,
- c) Air,
- d) River, and
- e) Maritime.

## Industrial Sector:

An industry is classified as such in the "great division 3" of the International System of Industrial Uniform Classification. ISIC. The final consumption of the industrial sector is constituted by any energy source used in the processes that are carried out within the limits of the establishment, in which certain raw materials are processed into finished products.



# FINAL CONSUMPTION:

## Residential Sector:

The end of this industry is that for urban and rural households in a country. A home is what the census defines as such and there are so many homes as censuses and mechanisms derived identified.

## Commercial sector, Services and Public:

This consumption corresponds to Retail establishments belonging to wholesalers, retailers, restaurants, hotels etc.. The final consumption sector is the establishment of everything listed above if it occurs within the building where it is located. This excludes the consumption of vehicles.



# FINAL

## CONSUMPTION:

### Agro Industry, Fishing and Mining:

The information sector is a defined as agriculture, hunting, forestry, sawing wood, fishing, extraction of minerals and metals.

### Construction Sector and others:

This sector consists of two sub-sectors: construction and other sectors.

- *Construction:* New buildings and renovation of old buildings, new industrial establishments, civil works, such as bridges, dams, tunnels.

- *Other sectors,* it is for any consumer of energy sources not specified in the sectors identified



# FINAL CONSUMPTION:

## Final Energy Consumption:

It refers to the total amount of primary and secondary products, used by all sectors of consumption mentioned above, in meeting its energy needs and is therefore the sum total of all sectors of consumption energy.

## No Final Energy Consumption:

This sector is defined by consumers that use energy sources such as raw material for the manufacture of non-energy goods.

## Total Final Consumption:

It is all the energy that is delivered to the consuming sectors, both for energy uses, as no energy. The amount of energy consumption over Energy Consumption is in this total.



# ADOPTED

## UNIT:

Power supplies and products used for their generation are measured by their mass or weight, its volume, its contents heat, its energy and its ability to perform work. The original units in which they are measured normally fuels and electricity are extremely disparate (tons, barrels, cubic meters, calories, kilowatt hours, etc.)..



# ADOPTED

## UNIT:

Aiming to close the global balance of power and enable the analysis of comparative data and consideration of the energy structures of a country, subregion or region, triggering the homogenization of the physical units of measurement of the energy using a different unit Thermal or caloric common.



Ecuador has adopted Equivalent Oil Tonnes (**EOT**) as a common unit for expressing energy balances.



# NATIONAL ENERGY INFORMATION SYSTEM



**DECEMBER 2008**



# DEFINITION:

"It is a tool for the systematic management of the most relevant information in the energy sector, to facilitate the diagnostic work, planning and regulating the activities of the sector"

**OLADE**



# FEATURES:

**Parameterization:** Configuration options in line with the energy structure of each country.

**Administration of Statistical Information:** Admission of new information and updating of existing information.

**User Management:** Creating and updating of users and their access to the system.

**Process Calculation:** processing the information stored on the Energy Balance, Indicators, GHG, and so on.



# CURRENT

# STATUS:

To date, it has the server provided by OLADE, who also trained members of the Committee on Statistics and System Administrators, in the methodology of energy balance and in the installation and configuration of the SIEN



# CURRENT

# STATUS:

Together with OLADE we have made the Parameterisation of the System, which refers to the definition of the different variables, units of measure, time periods, other factors and parameters which serve to store the data neatly within the system and allow for their proper management.

The system configuration is consistent with the structure, requirements and availability of information from each of the participating institutions in the Committee on Statistics.



**THANKS FOR  
YOU  
ATTENTION**

