



Session 11. UNSD collection of vital statistics



UN international demographic data collection

- Based on sending a set of questionnaires to national statistics authorities
- The major vehicle for dissemination of population and vital statistics is the UN Demographic Yearbook (DYB) both in print and electronic



<http://unstats.un.org/unsd/demographic/products/dyb/dyb2.htm>



Demographic Yearbook (DYB)

Data collected

- Vital statistics
- Population estimates
- International migration
- Population and housing censuses
 - General characteristics
 - Economic characteristics
 - Housing
 - Household characteristics

Metadata collected

- Quality
- Methods



Vital statistics questionnaire

Collection of tables distributed in 10 sections:

1. VS summary by urban/rural residence

2. Live births

3. Fertility rates

4. Life Tables

5. Deaths

6. Infant deaths (deaths under 1 year of age)

7. Foetal deaths and Late foetal deaths

8. Legally induced abortions

9. Marriages

10. Divorces



Demographic Yearbook (DYB)

International comparability depends on:

- Completeness and accuracy of data
- Differences in statistical definitions
- Diverse tabulation procedures
- Figures coming from different types of sources



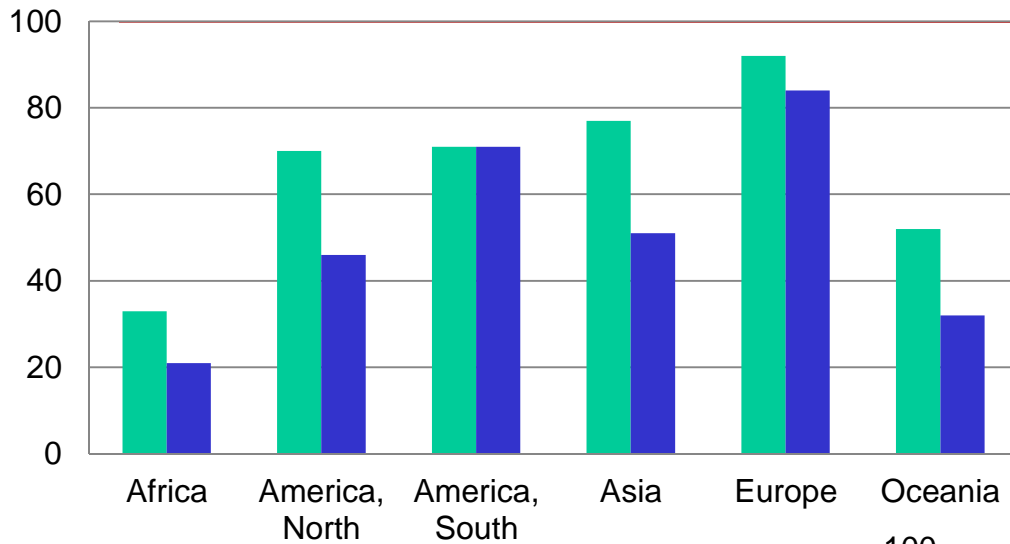
How complete are the data sent from countries?

Workshop on the *Principles and Recommendations for a Vital Statistics System, Revision 3* for
Caribbean countries

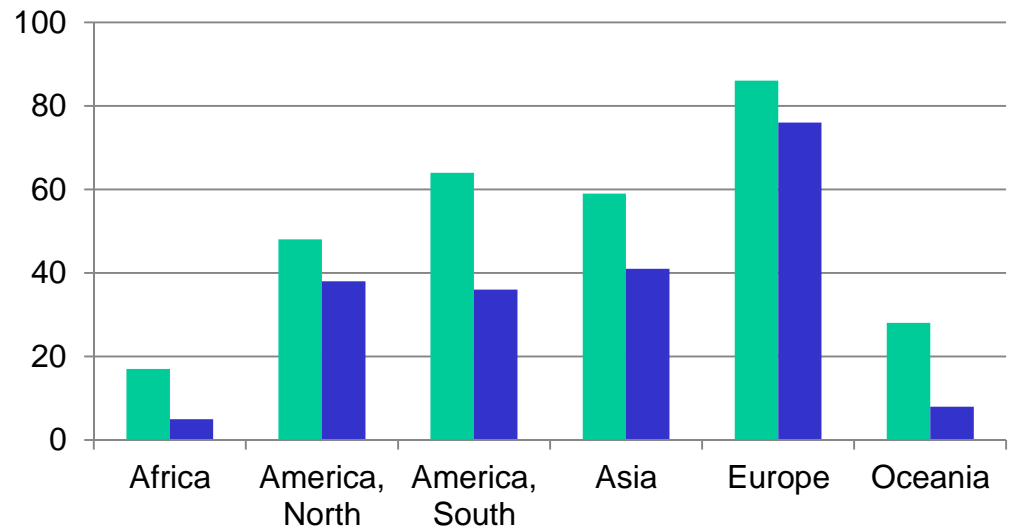
Port of Spain, Trinidad and Tobago, 1- 4 December 2015




Percentage of countries that sent data to UNSD in the last five years



■ Live births by sex and urban/rural residence
■ Live births by age of mother and sex of child

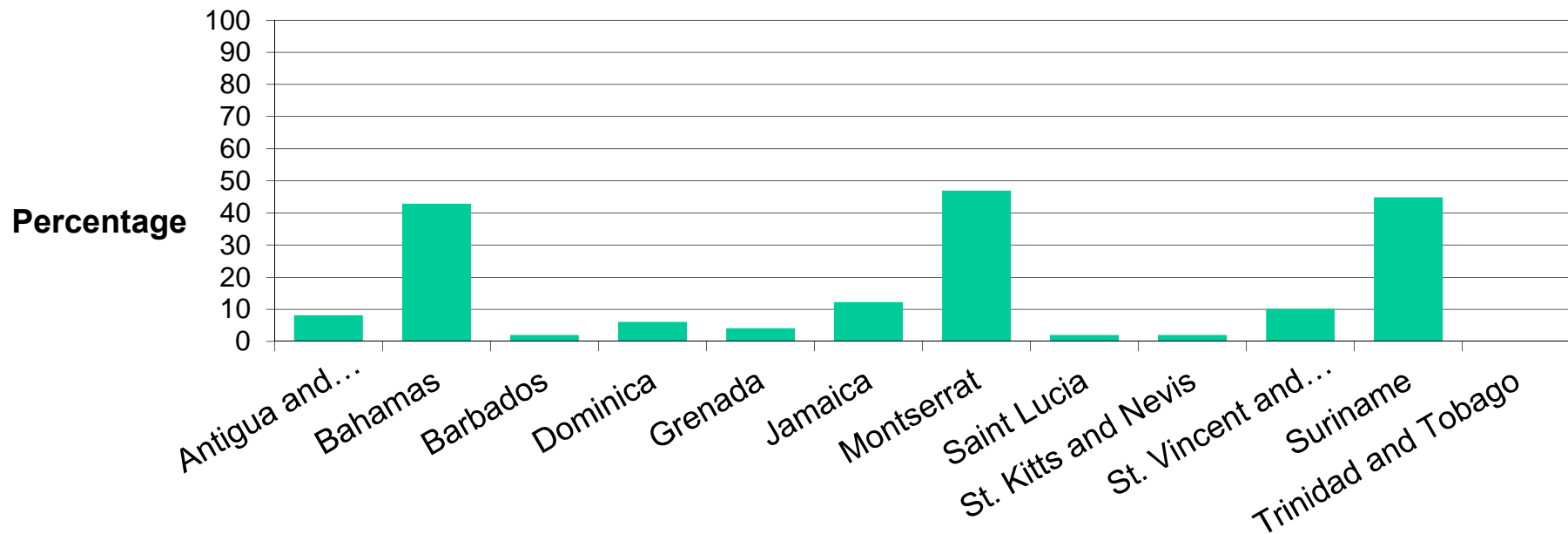
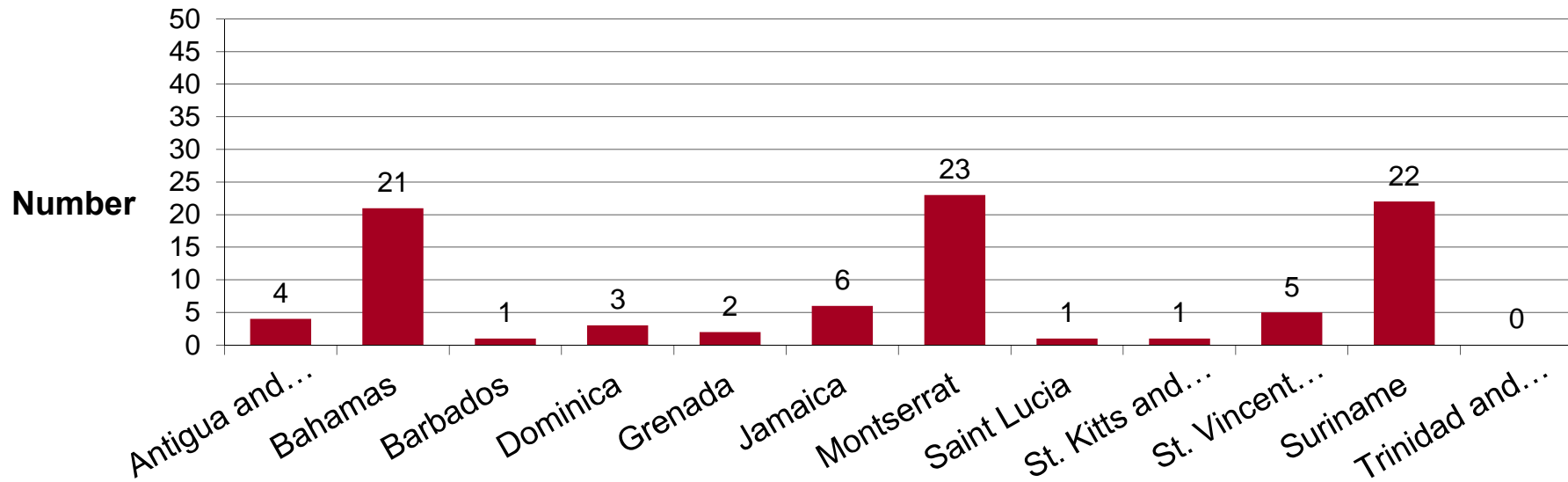


■ Infant deaths by sex and urban/rural residence
■ Infant deaths by age and sex





VS tables provided in the last five years





A look at specific tables, last 5 years

Table E01 – Live births by sex and urban/rural residence

	2010	2011	2012	2013	2014
Antigua and Barbuda	✓				
Bahamas	✓	✓	✓	✓	✓
Barbados					
Dominica	✓				
Grenada					
Jamaica	✓	✓	✓	✓	
Montserrat	✓	✓	✓	✓	✓
Saint Lucia					
St. Kitts and Nevis					
St. Vincent and the Grenadines	✓	✓	✓	✓	
Suriname	✓	✓	✓	✓	
Trinidad and Tobago					



A look at specific tables, last 5 years

Table G01 – Deaths by sex and urban/rural residence

	2010	2011	2012	2013	2014
Antigua and Barbuda	✓				
Bahamas	✓	✓	✓	✓	
Barbados					
Dominica	✓				
Grenada	✓	✓	✓		
Jamaica	✓	✓	✓	✓	
Montserrat	✓	✓	✓	✓	✓
Saint Lucia					
St. Kitts and Nevis					
St. Vincent and the Grenadines	✓	✓	✓		
Suriname	✓	✓	✓	✓	
Trinidad and Tobago					



A look at specific tables, last 5 years

Table H01 – Infant deaths by sex and urban/rural residence

	2010	2011	2012	2013	2014
Antigua and Barbuda	✓				
Bahamas	✓	✓	✓	✓	
Barbados					
Dominica					
Grenada					
Jamaica					
Montserrat	✓	✓	✓	✓	✓
Saint Lucia					
St. Kitts and Nevis					
St. Vincent and the Grenadines					
Suriname	✓	✓	✓	✓	
Trinidad and Tobago					

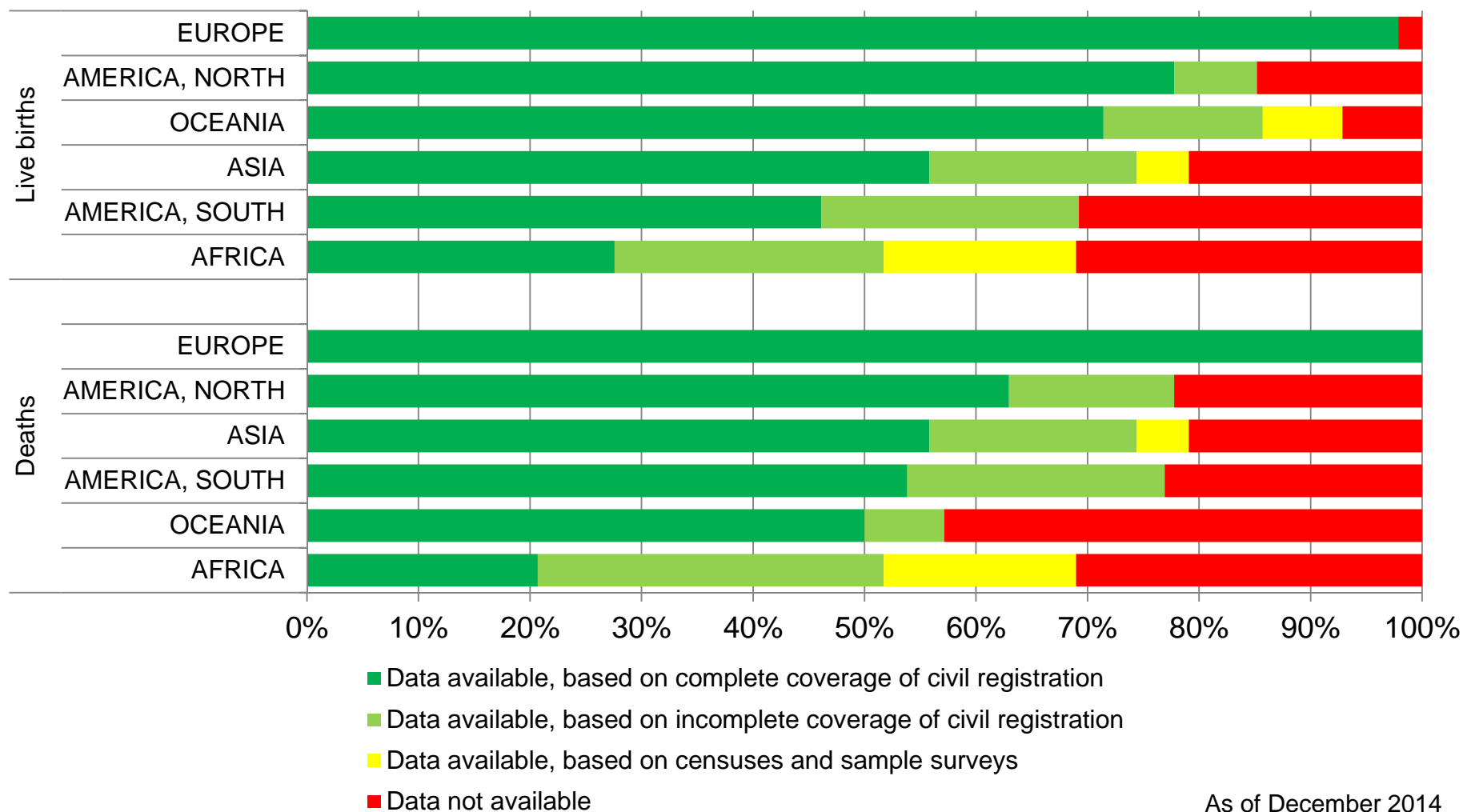


What is the quality of data sent from countries?



Availability and quality of VS

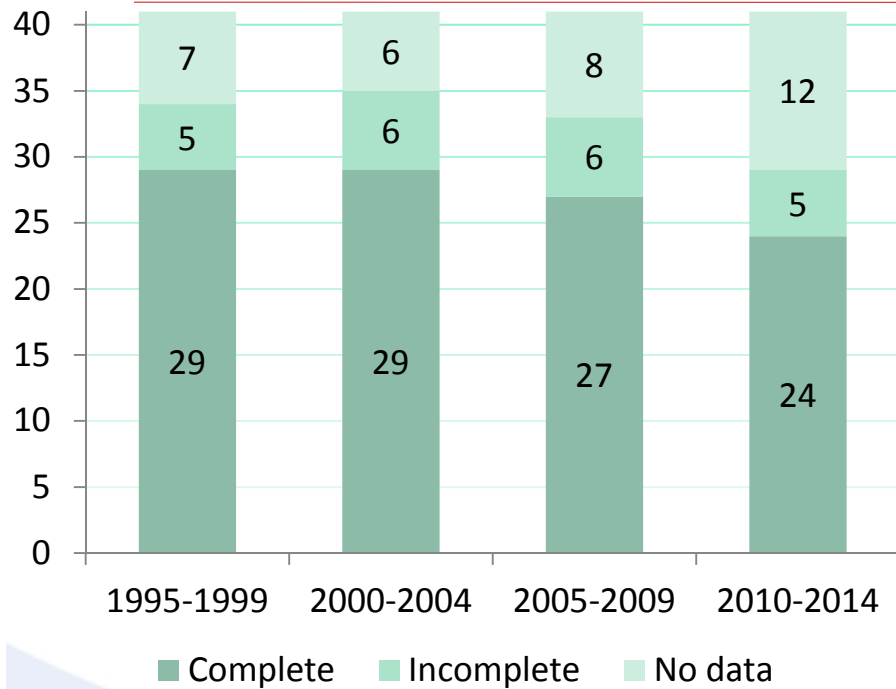
Percentage of countries



As of December 2014

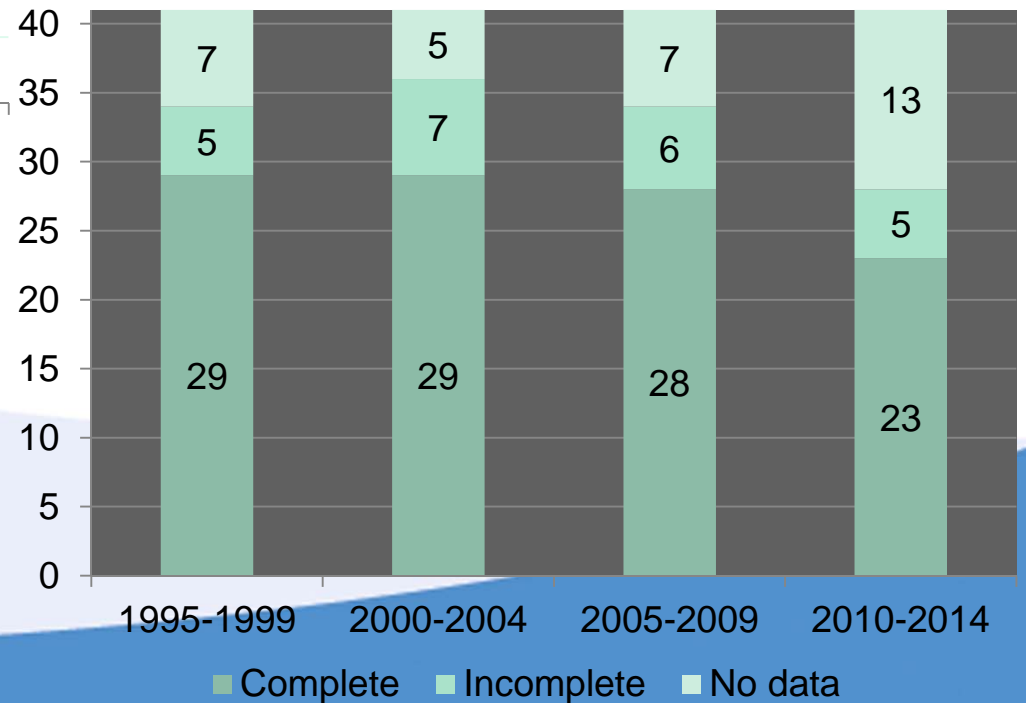


Availability and quality of VS



North America, number of countries/areas reporting total births

North America, number of countries/areas reporting total deaths



1995-1999 2000-2004 2005-2009 2010-2014

Complete Incomplete No data



Importance of providing data and metadata for dissemination

Enabling social
and public health
studies

Representation
in the
international
setting

International
comparability

Informed
decisions at the
national and
international level



Gracias Thank You
Merci Спасибо
شكرا 谢谢

demostat@un.org
dybquest@un.org