



**Pan American
Health
Organization**



**World Health
Organization**

REGIONAL OFFICE FOR THE Americas

International collection of vital statistics and challenges faced by countries to fulfill it.

**Workshop on the Principles and Recommendations for a Vital Statistics System,
Revision 3, for Caribbean Countries**

Port of Spain, December 1-4, 2015

Presenter: Dr. Vilma Gawryszewski (PAHO/CHA/ Health Information & Analysis)



Mortality system - dimensions of performance

1. Opportunity and generation of statistics in continuous basis - indicator: timeliness and missing years.
2. Quality of information on causes of deaths - indicator: % of ill-defined causes.
3. Completeness - indicator: under-registration of deaths.
4. Data that are consistent and comparable - both over time and from place to place, based on standard definitions - good use of ICD 10



Pan American
Health
Organization



World Health
Organization

REGIONAL OFFICE FOR THE Americas

% Ill-defined causes & under-registration. Americas, around 2013

	%Ill-defined causes	%Under-registration
The Americas	3.1	...
North America	1.4	2.1
Latin America	4.2	9.8
Mexico	1.7	-
Central American Isthmus	5.9	16.6
Latin Caribbean	2.9	18.1
Andean Area	2.0	24.5
Brazil	5.9	6.7
Southern Cone	6.8	2.7
Non-Latin Caribbean	4.4	...

Source: PAHO/WHO/CHA/HA. Health Situation in the Americas: Basic Indicators 2015 + Regional Mortality System.

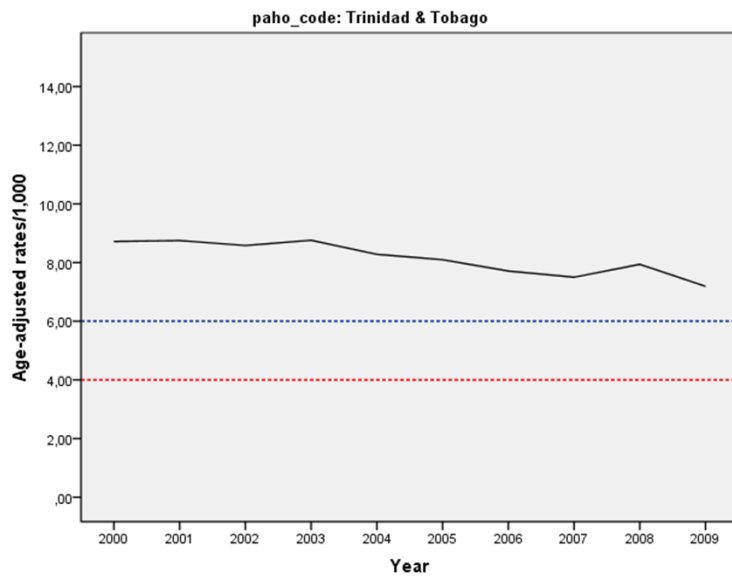
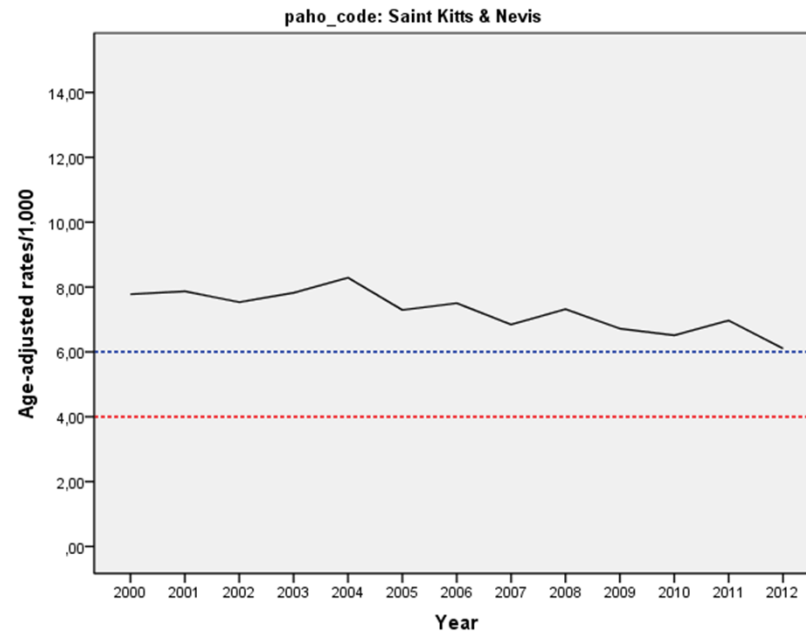
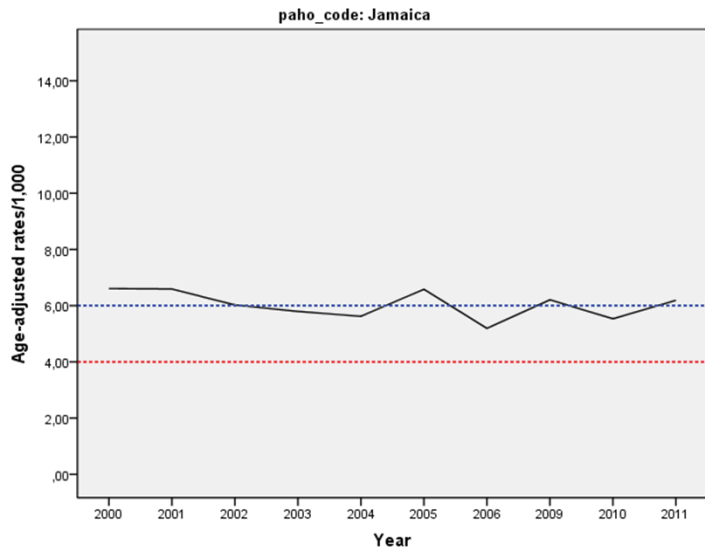
Opportunity, missing data & under-registration

Countries	Timeliness (latest available)	Missing years	%Under- registration
Anguilla	2014	1	...
Antigua and Barbuda	2013	2	...
Aruba	2012		...
Bahamas	2012	3	9.4%
Barbados	2012		...
Belize	2013		...
Bermuda	2013		...
Cayman Islands	2010	2	...
Dominica	2013		...
French Guiana	2011		...
Grenada	2013		...
Guadeloupe	2011		...
Guyana	2011		0.2%
Haiti	2004		...
Jamaica	2011	2	14.5%
Martinique	2011		...
Montserrat	2014		...
Saint Kitts and Nevis	2012		...
Saint Lucia	2012	1	...
Saint Vincent & the Grenadines	2013		...
Suriname	2012		27.4%
Trinidad and Tobago	2009		...
Turks and Caicos Islands	2013	3	...
Virgin Islands (UK)	2010	2	...
Virgin Islands (US)	2012		...

**Limitations:
Estimations
Small numbers
Migration?**

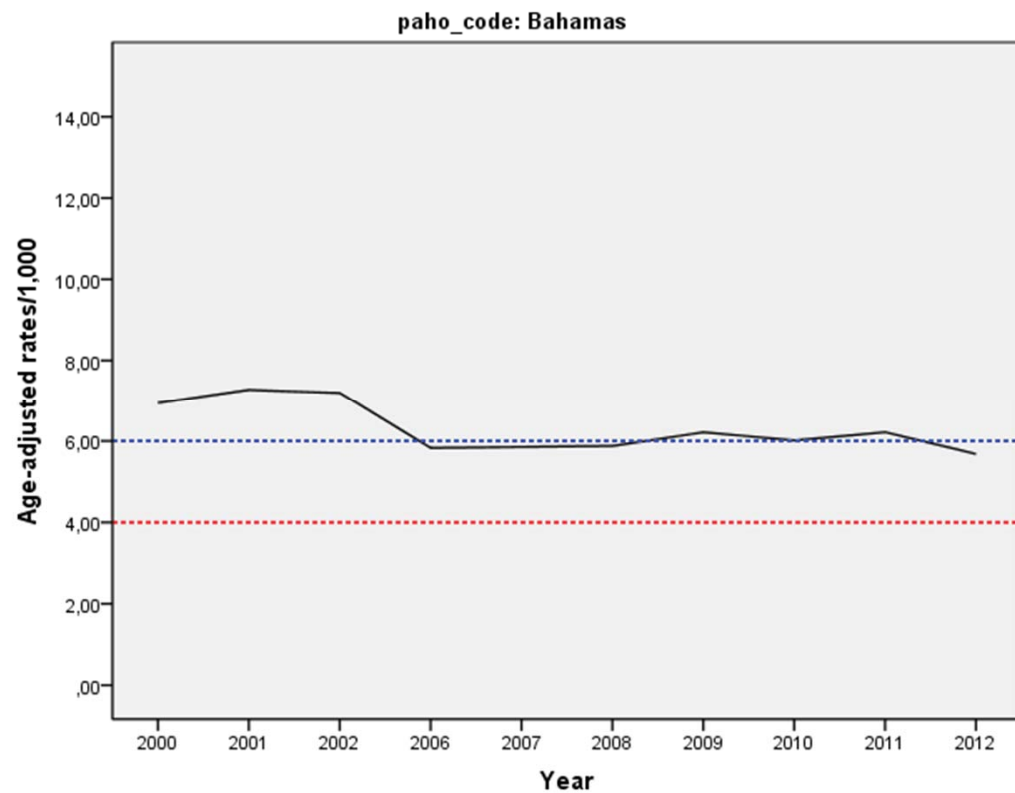
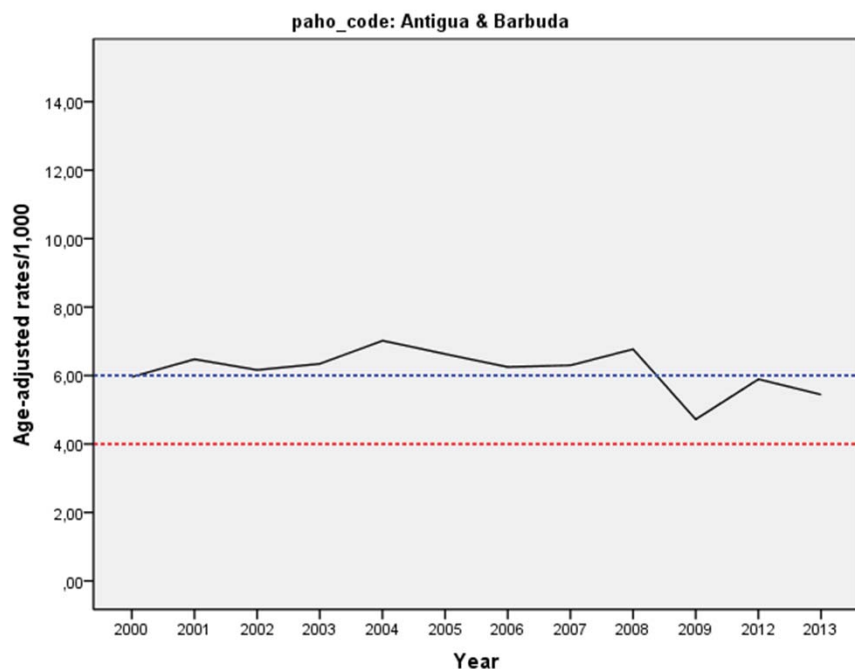
Source: PAHO/WHO/CHA/HA. Health Situation in the Americas: Basic Indicators 2015.

General mortality (age-adjusted rate/1,000). Selected Caribbean countries.



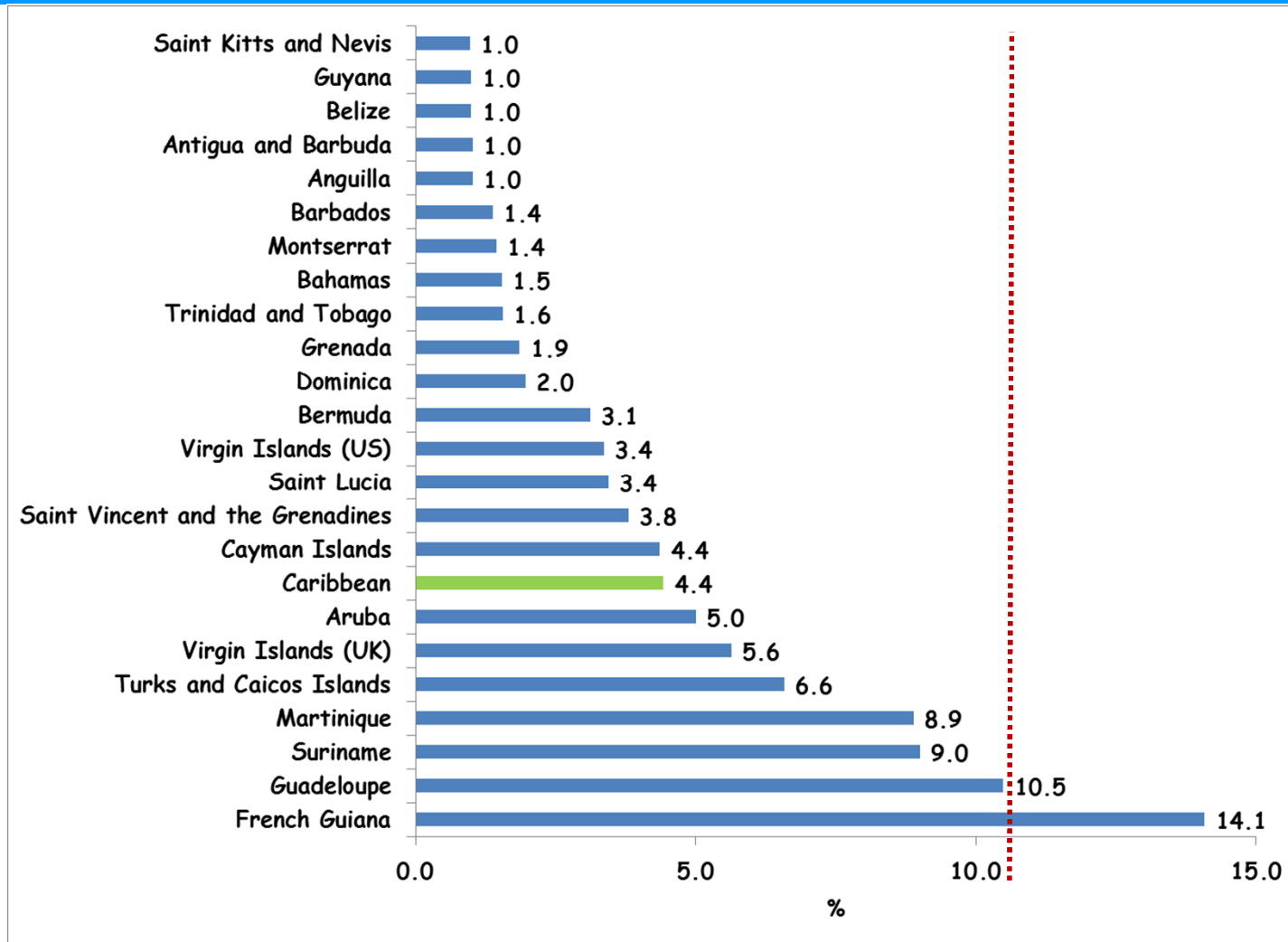
Source: PAHO/WHO Regional Mortality System (update in July 2015).

General mortality rate/1,000. Selected Caribbean countries.



Source: PAHO/WHO Regional Mortality System (update in July 2015).

Proportion of ill-defined deaths. Caribbean countries, triennium 2009-2011



Source: PAHO/WHO Regional Mortality System (update in July 2015). *CID-10, Chapter XVIII, Symptoms, signs and abnormal clinical and laboratory findings, not elsewhere classified (R00-R99)

Infant and maternal mortality rates and deaths. Caribbean countries, lay

	Maternal mortality			Infant mortality		
	ratio	deaths	year	rate	deaths	year
The Americas	56.9	5,593		12.6	153,606	
Anguilla	-	-	2014	13.3	2	2014
Antigua and Barbuda	-	-	2014	11.8	13	2014
Aruba	-	-	2012	1.8	2	2012
Bahamas	82.2	4	2012	22.7	101	2012
Barbados	33.7	1	2013	12.4	37	2013
Belize	41.1	3	2014	12.0	88	2014
Cayman Islands	-	-	2014	4.2	3	2014
Dominica	-	-	2014	19.6	17	2014
French Guiana		8.5	53	2011
Grenada	57.1	1	2014	13.1	23	2014
Guadeloupe		8.3	50	2013
Guyana		23.3	345	2014
Haiti	157.0	188	2013	59.0	...	2012
Jamaica	83.4	33	2012	19.5	775	2011
Martinique		8.7	...	2009-11
Montserrat	-	-	2014	-	-	2014
Saint Kitts and Nevis	155.5	1	2014	23.3	15	2014
Saint Lucia	95.1	2	2013	14.3	30	2013
Saint Vincent & the Grenadines	54.3	1	2014	15.2	28	2014
Suriname	82.5	8	2011	15.1	147	2011
Trinidad and Tobago		12.0	225	2012
Turks and Caicos Islands	-	-	2014	6.9	3	2014

Source: PAHO/WHO/CHA/HA. Health Situation in the Americas: Basic Indicators 2015.

Next steps

- Carry out the Health Metrics Network assessment next year
- Develop technical cooperation with selected countries to improve vital statistics



Pan American
Health
Organization



World Health
Organization

REGIONAL OFFICE FOR THE Americas

Technical notes

- % of ill-defined and unknown conditions refer to death certificates issued in a given year for which the underlying cause of death was symptoms, signs, and other ill-defined and unknown conditions (ICD-10: R00-R99) divided by the number of reported deaths by countries multiplied by 100.
- Mortality under-registration is determined by subtracting from 1 the total deaths registered in a country-period divided by the corresponding total estimated deaths, obtained after applying the UN estimated crude death rates to the corresponding population estimates by the UN.



Pan American
Health
Organization



World Health
Organization
REGIONAL OFFICE FOR THE Americas

THANK YOU!

gawryszv@paho.org

