



Session 11. UNSD collection of vital statistics



UN international demographic data collection

- Based on sending a set of questionnaires to national statistics authorities
- The major vehicle for dissemination of population and vital statistics is the UN Demographic Yearbook (DYB) both in print and electronic



<http://unstats.un.org/unsd/demographic/products/dyb/dyb2.htm>



Demographic Yearbook (DYB)

Data collected

- Vital statistics
- Population estimates
- International migration
- Population and housing censuses
 - General characteristics
 - Economic characteristics
 - Housing
 - Household characteristics

Metadata collected

- Quality
- Methods



Vital statistics questionnaire

Collection of tables distributed in 10 sections:

1. VS summary by urban/rural residence

2. Live births

3. Fertility rates

4. Life Tables

5. Deaths

6. Infant deaths (deaths under 1 year of age)

7. Foetal deaths and Late foetal deaths

8. Legally induced abortions

9. Marriages

10. Divorces



Demographic Yearbook (DYB)

International comparability depends on:

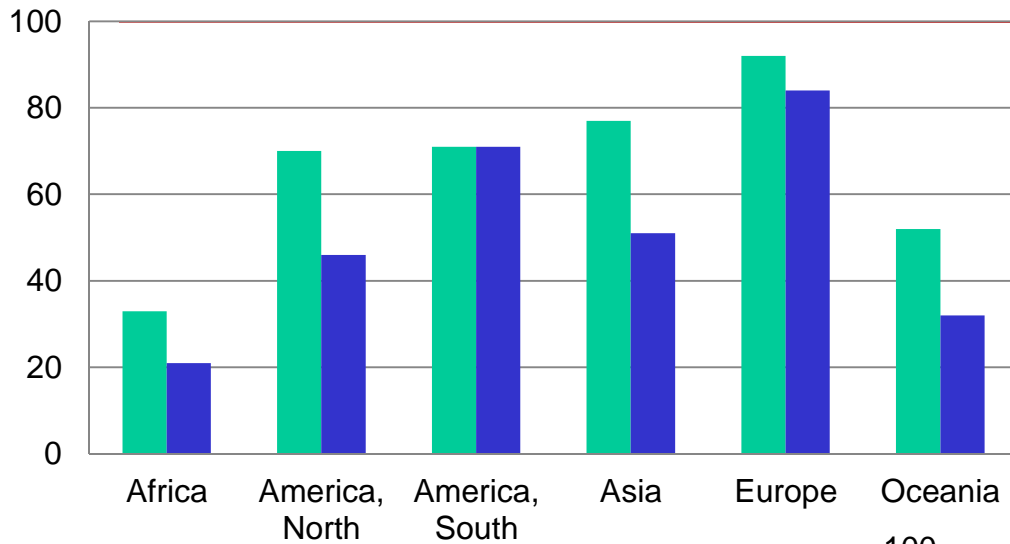
- Completeness and accuracy of data
- Differences in statistical definitions
- Diverse tabulation procedures
- Figures coming from different types of sources



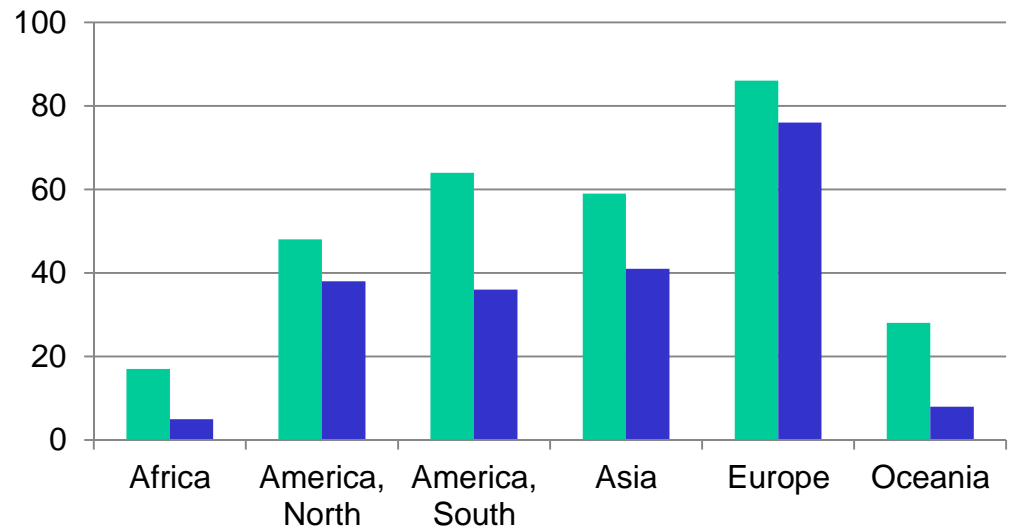
How complete are the data sent from countries?




Percentage of countries that sent data to UNSD in the last five years



■ Live births by sex and urban/rural residence
■ Live births by age of mother and sex of child

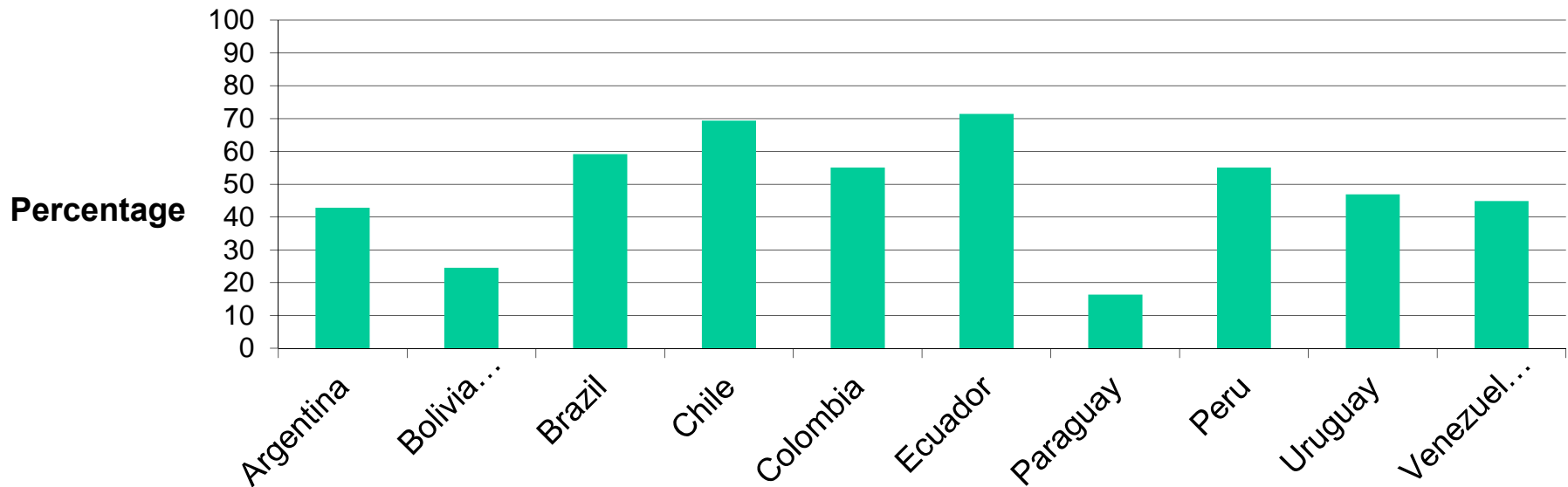
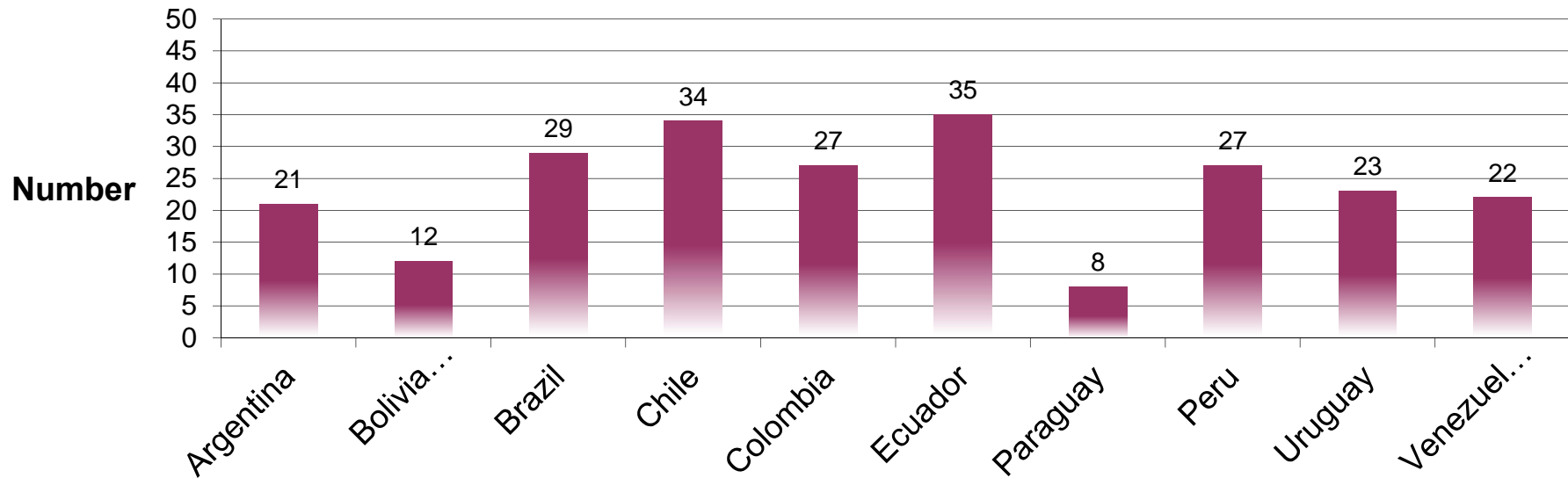


■ Infant deaths by sex and urban/rural residence
■ Infant deaths by age and sex





VS tables provided in the last five years





A look at specific tables, last 5 years

Table E01 – Live births by sex and urban/rural residence

	2010	2011	2012	2013	2014
Argentina	✓	✓	✓	✓	
Bolivia (Plurinational State of)	✓	✓	✓		
Brazil	✓	✓	✓	✓	
Chile	✓	✓	✓	✓	
Colombia	✓	✓	✓		
Ecuador	✓	✓	✓	✓	
Paraguay			✓		
Peru	✓	✓	✓	✓	✓
Uruguay	✓	✓	✓	✓	
Venezuela (Bolivarian Republic of)	✓	✓	✓	✓	



A look at specific tables, last 5 years

Table E04 – Live births by age of mother and sex of child

	2010	2011	2012	2013	2014
Argentina	✓	✓	✓	✓	
Bolivia (Plurinational State of)					
Brazil	✓	✓	✓	✓	
Chile	✓	✓	✓		
Colombia	✓	✓	✓		
Ecuador		✓	✓	✓	
Paraguay					
Peru	✓	✓	✓	✓	
Uruguay		✓	✓	✓	
Venezuela (Bolivarian Republic of)	✓	✓	✓	✓	



A look at specific tables, last 5 years

Table H02 – Infant deaths by age and sex

	2010	2011	2012	2013	2014
Argentina					
Bolivia (Plurinational State of)					
Brazil	✓	✓	✓	✓	
Chile	✓	✓	✓		
Colombia	✓	✓	✓		
Ecuador	✓	✓	✓	✓	
Paraguay					
Peru	✓	✓	✓	✓	
Uruguay					
Venezuela (Bolivarian Republic of)					

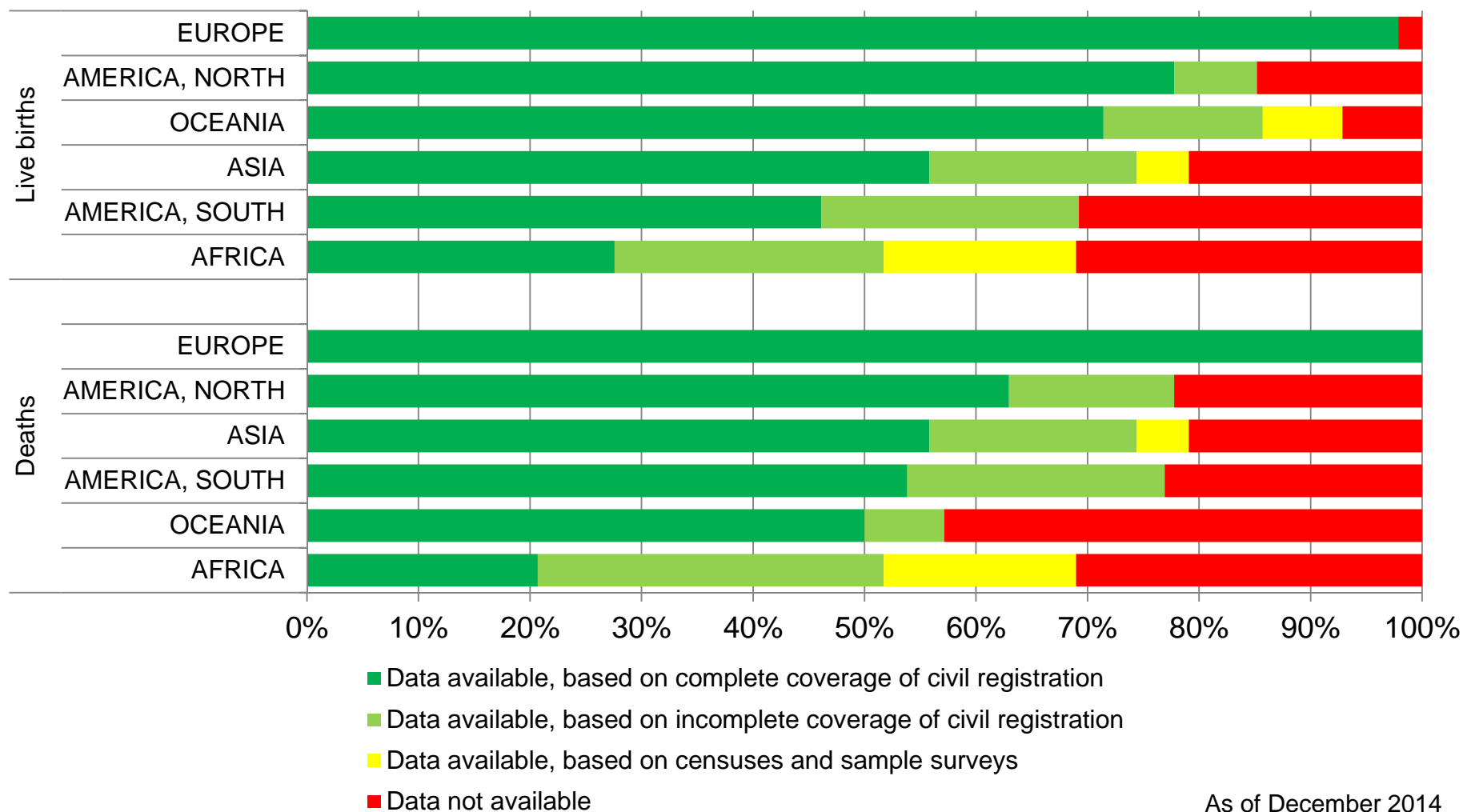


What is the quality of data sent from countries?



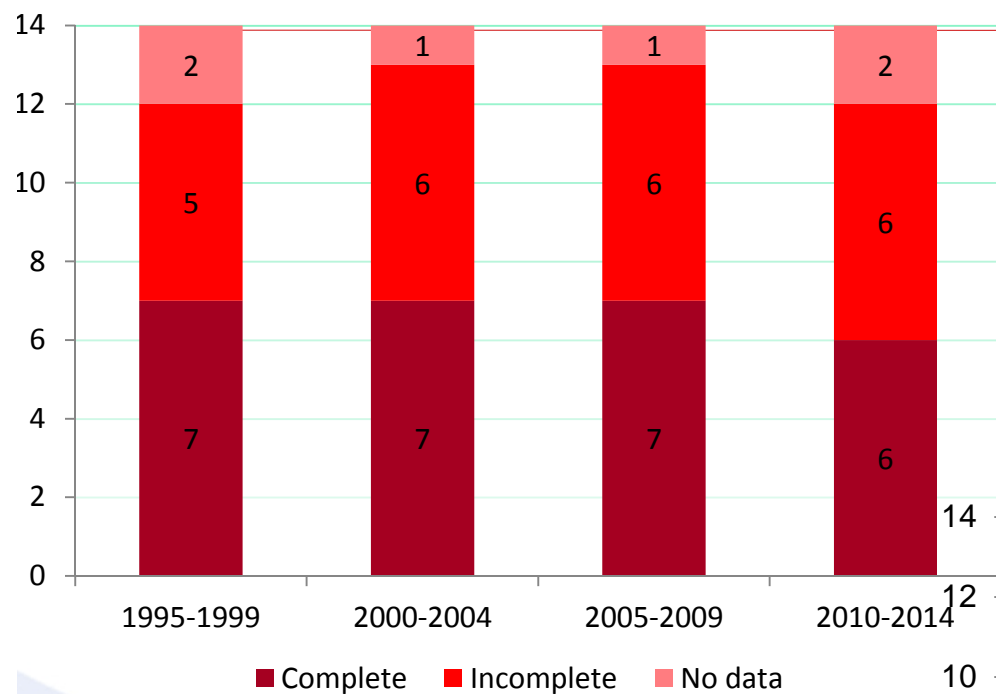
Availability and quality of VS

Percentage of countries

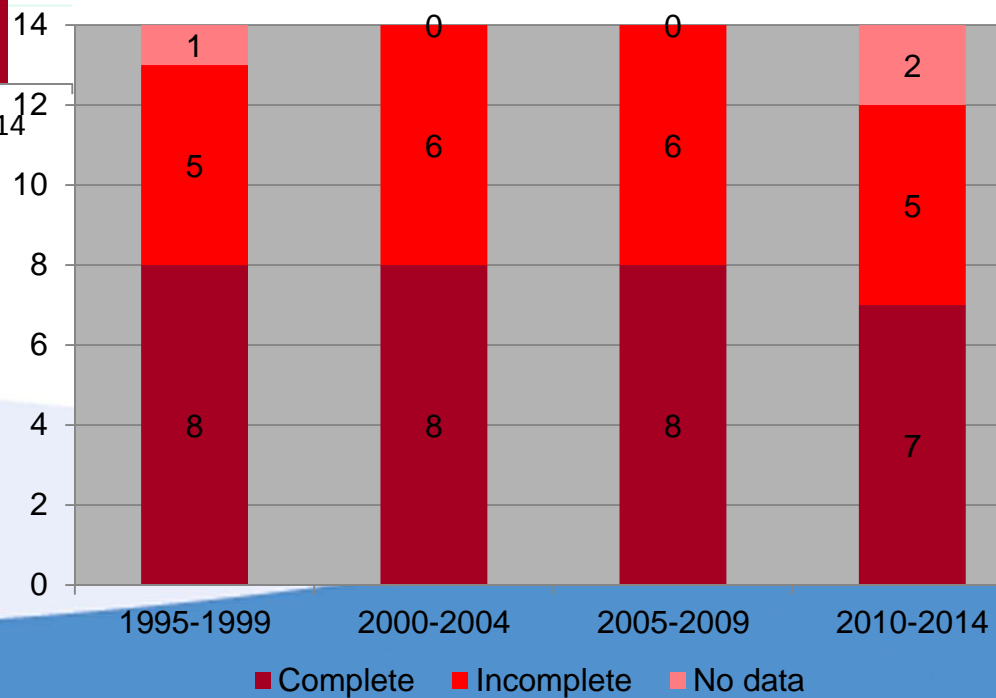




Availability and quality of VS



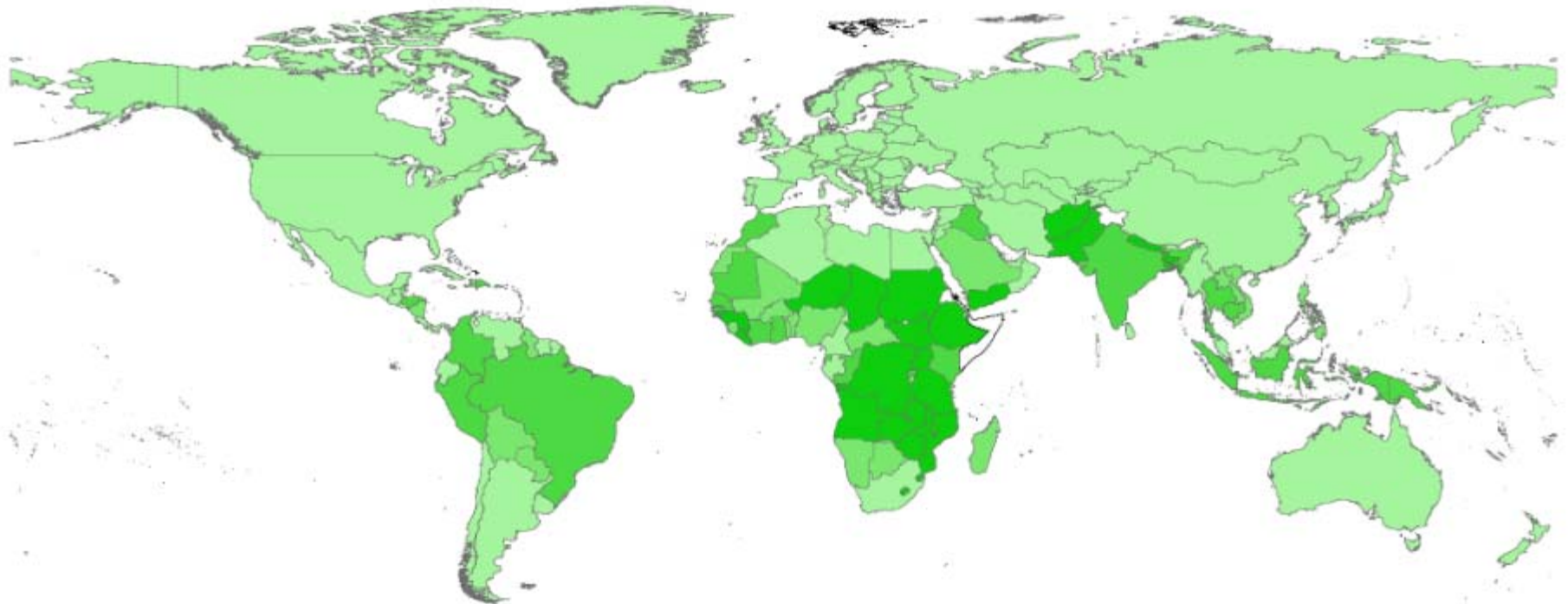
South America, number of countries/areas reporting total deaths





Civil registration coverage worldwide

Coverage of birth registration

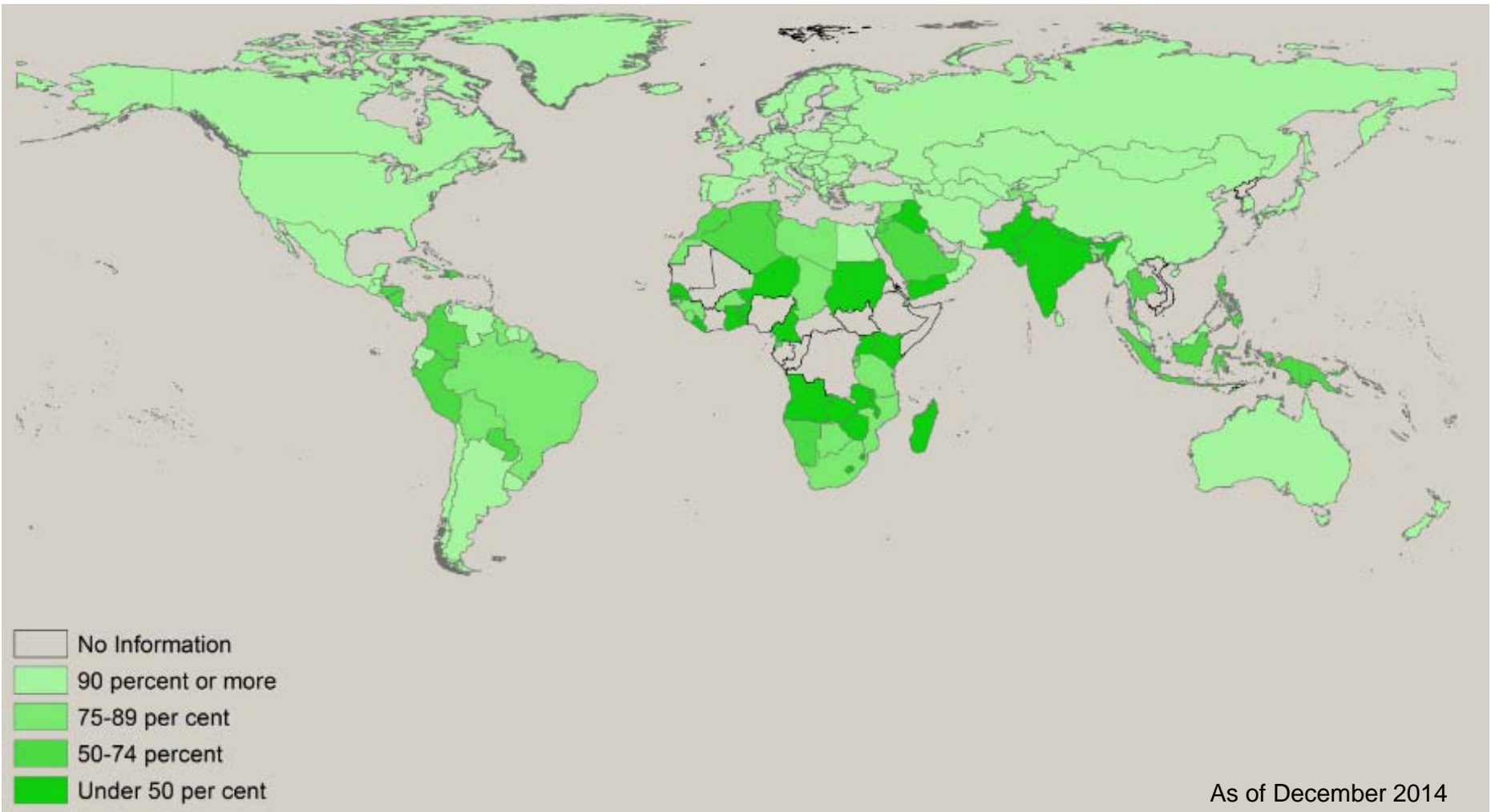


As of December 2014



Civil registration coverage worldwide

Coverage of death registration





Importance of providing data and metadata for dissemination

Enabling social and public health studies

Representation in the international setting

International comparability

Informed decisions at the national and international level



Gracias Thank You
Merci Спасибо
شكرا 谢谢

demostat@un.org
dybquest@un.org