

# Understanding International Labour Migrants: An Evidence of Migrant Vulnerability from Indonesia

*Presented by  
Viane Dorthea Tiwa  
Statistics Indonesia  
Indonesia*

# Urgency of International Migrants Data

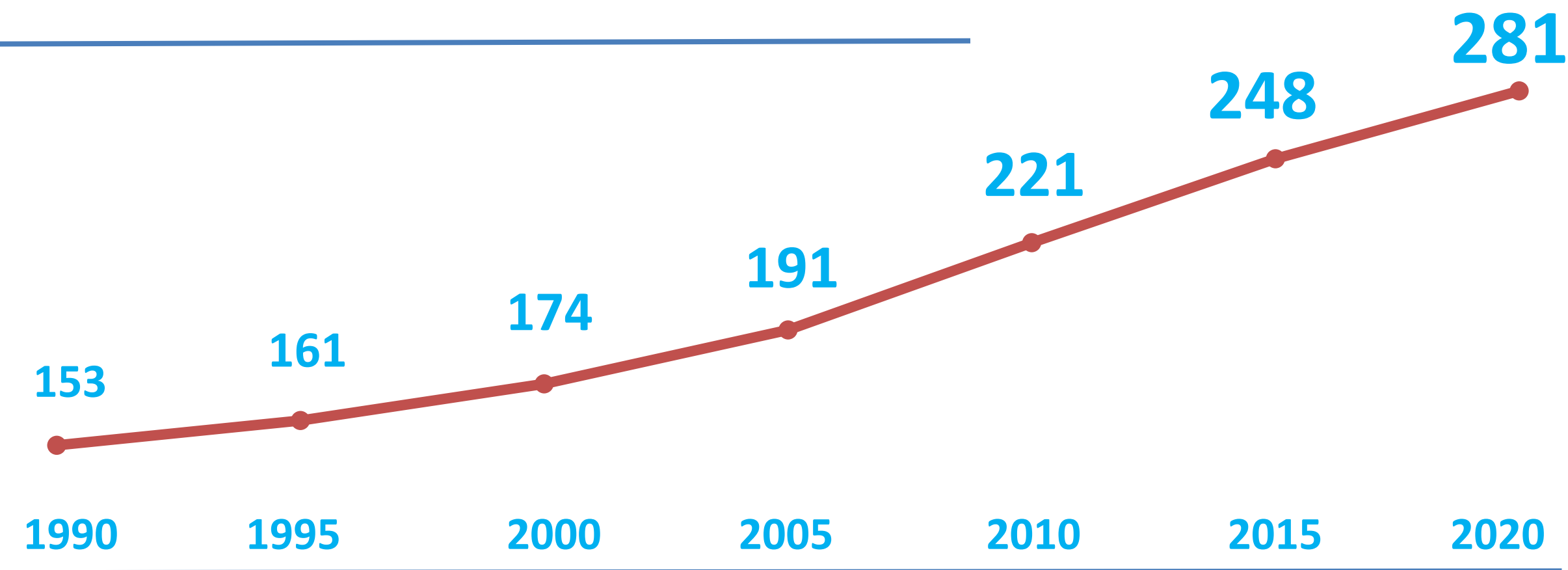
## INTERNATIONAL

- SDGs (targets 8.8 and 10.7)
- GCM - Global Compact For Migration (Cluster 4)

- Laws No.16 of 1997 about Statistics
- Laws No.18 of 2017 about Protection of Migrant Workers
- Presidential Regulation No. 39 of 2019 about One Data Indonesia

## NATIONAL

# Trend of International Migrants Stock at Mid Year (in million people)



In 2019, Asia hosted the largest number (83 million) of international migrants

Indonesia was ranked 4th as the largest migrant sending countries in the South Eastern Asia region

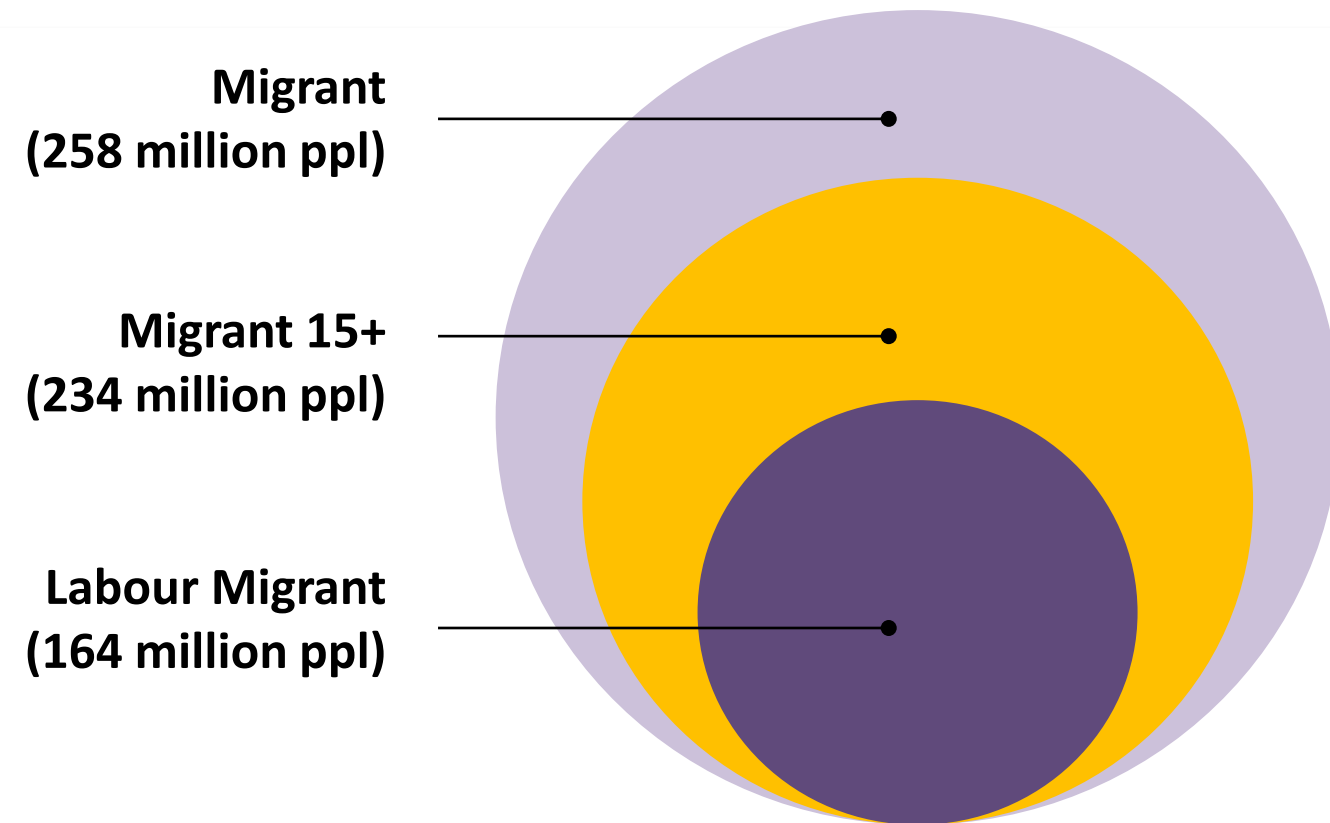
Source: UN DESA 2019

Source: UN, Department of Economic and Social Affairs (DESA)

The share of international migrants in the total population has increased

# International Labour Migrant

## Stock Estimation of Migrants and Labour Migrants



Sumber: UN, Department of Economic and Social Affairs (DESA), 2017

- ✓ More than half of international migrants were labour migrants in 2017
- ✓ Labour migrants contribute to the world economy and their country of origin. It is estimated that USD 702 billion was transferred by labour migrants to their countries of origin in 2020

## Labour Migrants Condition in Indonesia

- ✓ 9 million people work abroad
- ✓ Contributed USD 8.9 billion in remittances to the Indonesian economy (or equivalent of 30% Foreign Direct Investment)
- ✓ 1.9 million Indonesian workers are still undocumented or overstaying visas, where the majority are women

Source: World Bank, 2017



# International Migrants in Indonesia

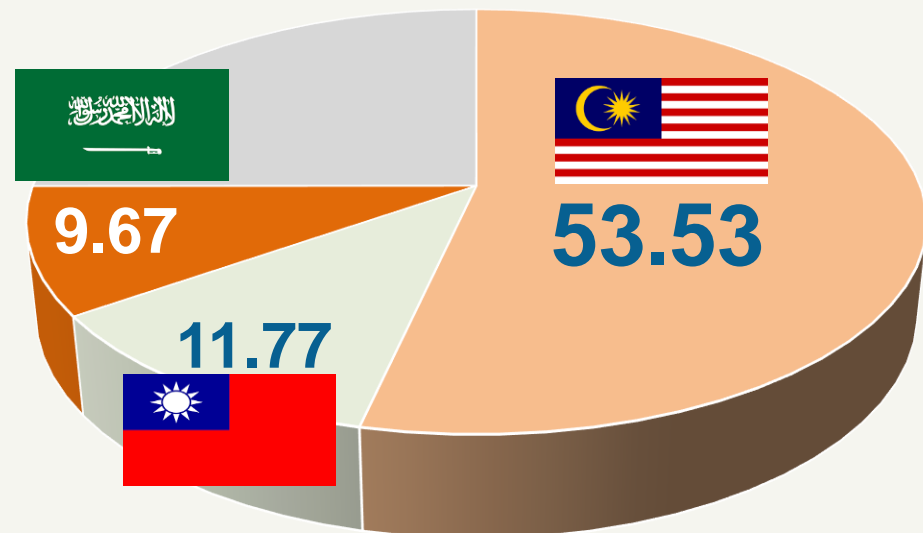


## PURPOSE

Most of migrants went abroad for work purpose

**94.64**  
PERCENT

## Top three countries destination



## AGE

Labour Migrants under 20 years old

**7.7**  
PERCENT

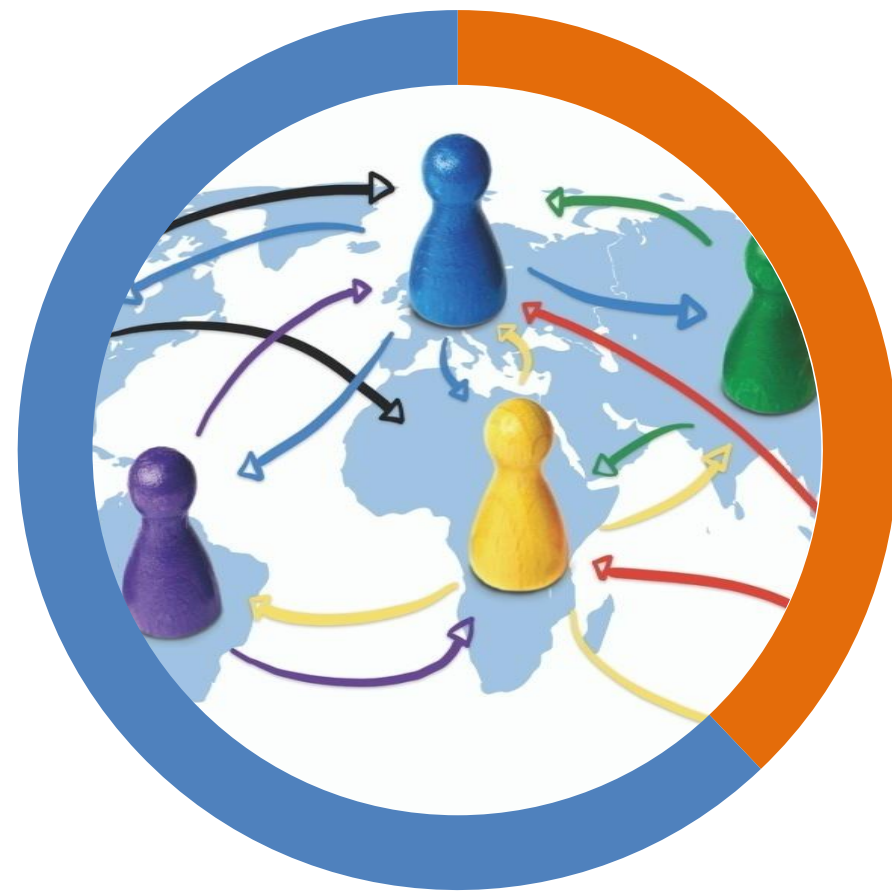
## SEX

Almost half of labour migrants are women

**46.8**  
PERCENT

Source: Intercensal Population Census 2015





**37.9%**  
of Labour Migrants  
ever had bad  
experience

**40.86%**  
WOMEN

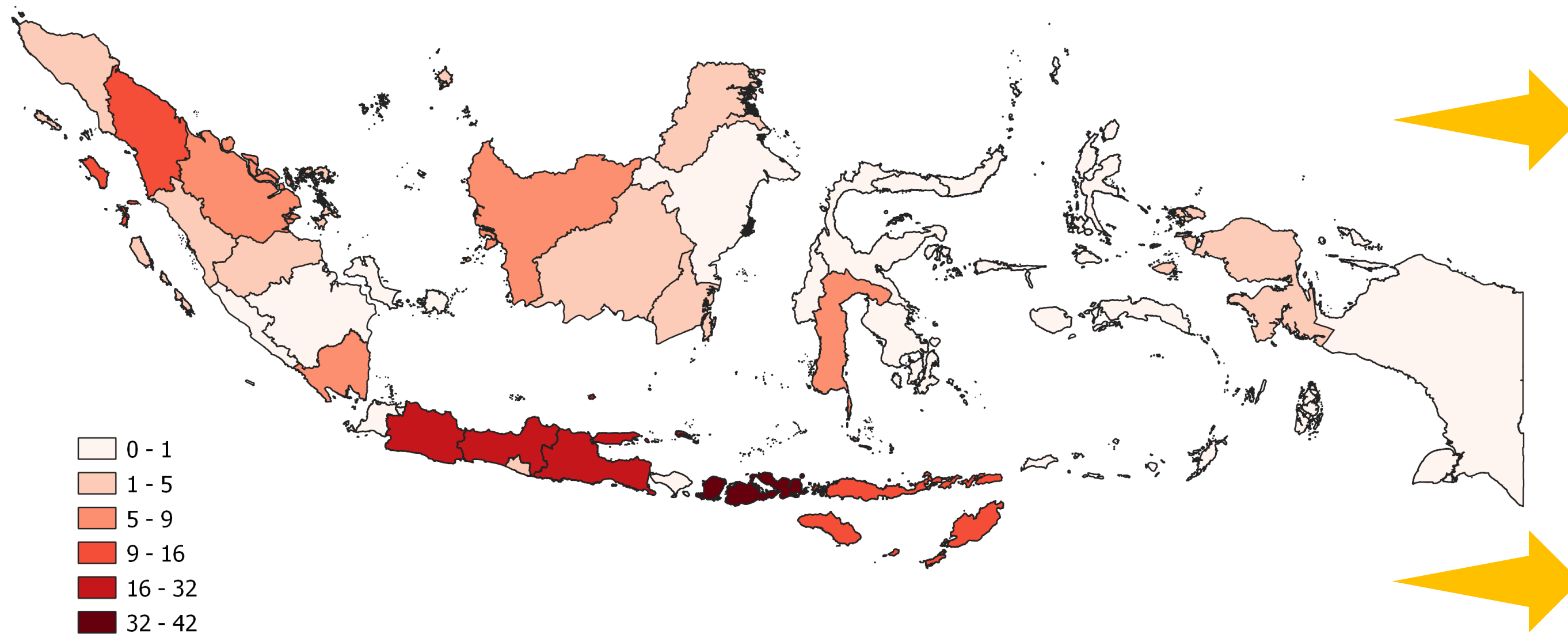
Form of Bad Experience:

- Extortion, Stranded
- Immorally treated
- Salary was not paid
- Excessive work load/work hours
- Work accident
- Physical abuse
- Psychological abuse ,etc.

Source: Labour Force Surveys - LFS 2020



# An Evidence of Labour Migrant Vulnerability in Indonesia



## Migrant Mistreatment

- ✓ Distribution of cases of mistreatment of labor migrants in Indonesia
- ✓ Highest: Nusa Tenggara and Java Island
- ✓ Scattered in regions all over Indonesia, especially concentrated in migrant sending areas

Source: LFS 2020

Disclaimer : LFS 2020 is not originally designed for collecting migrant data (a further adjusting in methodology may needed)



**VALID AND ACCURATE DATA AS  
THE KEY TO INDONESIAN  
INTERNATIONAL  
LABOUR MIGRANT PROTECTION**

**“ In making decisions, the government must continue to refer to data, as well as to the latest science and technology.”**

*Pidato Presiden Joko Widodo,  
in MPR Annual Session and Joint Session with DPR and DPD,  
16 Agustus 2021*

## **Demand for quality and targeted policies**



The role of data in evidence-based policy starts with planning, implementation, and evaluation



Accurate, up-to-date, integrated, easily accessible and shareable data is needed, especially in the era of disruption

**Continuous Coordination and Further Identification**



A man with a large backpack is walking through rain in a rural landscape. The scene is overlaid with a teal tint and a white circular graphic on the left side. The man is wearing a dark shirt and light-colored pants, and his backpack is filled with gear, including a water bottle and shoes. The background shows a hazy, mountainous area with a river or stream.

# Thank You

[viane@bps.go.id](mailto:viane@bps.go.id)



Pic by: Andi Pranowo