



MINISTRY OF ECONOMY
DEPARTMENT OF STATISTICS MALAYSIA



PARALLEL SESSION B.3:

MIGRATION STATISTICS IN MALAYSIA: Pre and Post Pandemic COVID-19

24 JANUARY | TUESDAY | 4.30 – 6.00 PM



   
StatsMalaysia
www.DOSM.gov.my





01 Introduction

02 Non-citizens in Malaysia

03 Non-citizens (UNHCR)

04 Issues and challenges



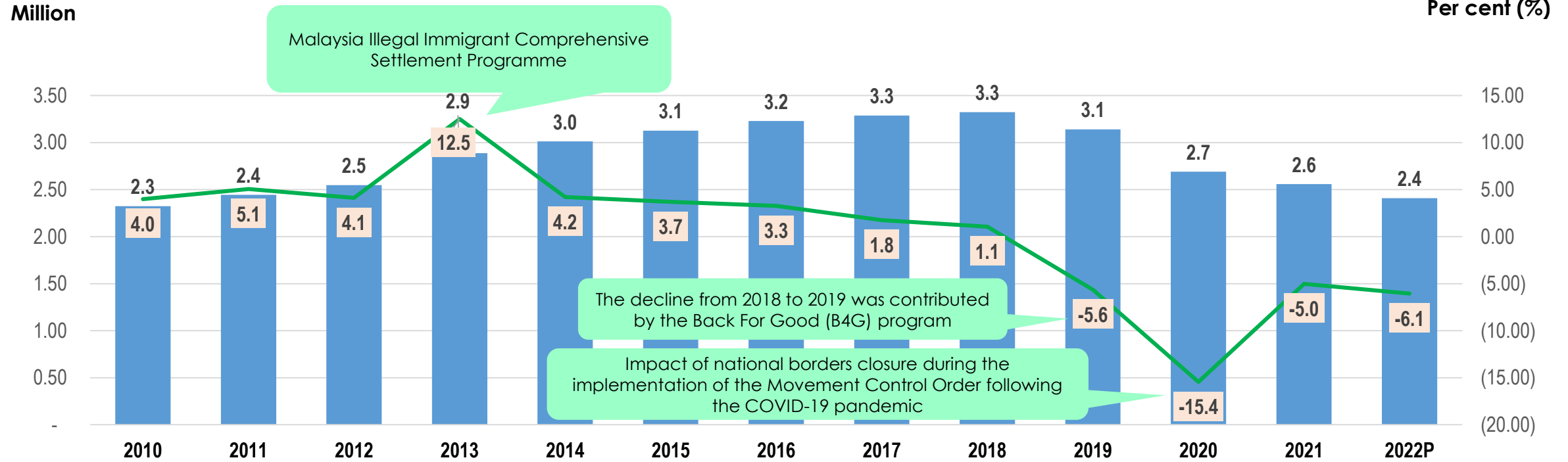
General definition

- International Organization for Migration (IOM), defines a migrant as **any person who is moving or has moved across an international border or within a State away from his/her habitual place of residence, regardless of the person's legal status**

What Department of Statistics Malaysia (DOSM) used

- International migration is the movement of people in and out to/from Malaysia.
- only involves the changes with regards to non-Malaysian citizens
- Compilation of non-citizens data in DOSM depending on the administrative data from related agencies in which to be used as input for mid-year and quarterly population estimates for non-citizens categories

NON-CITIZENS POPULATION ESTIMATES, MALAYSIA, 2010 - 2022



Year	2010	2011	2012	2013	2014	2015	2016	2017	2018	2019	2020	2021	2022 ^P
Non-Citizens	2,324,540	2,445,105	2,548,301	2,888,017	3,012,291	3,126,134	3,230,025	3,287,522	3,322,718	3,140,368	2,691,070	2,559,510	2,409,229
Annual Population Growth Rate (%)	4.0	5.1	4.1	12.5	4.2	3.7	3.3	1.8	1.1	(5.6)	(15.4)	(5.0)	(6.1)

Source: Current Population Estimates, Malaysia, 2010-2022^P

Note: 2020 – 2022^P Current Population Estimates Malaysia based on Population and Housing Census 2020

Pre-covid
Post-covid



NON-CITIZENS POPULATION DATA SOURCE



POPULATION CENSUS

- Conducted once every 10 years
- Six population census conducted
- 1970, 1980, 1991, 2000, 2010 and 2020
- For citizens and non-citizens



SURVEY/ CENSUS

- The survey/census data does not cover the entire non-citizen population and is only targeted at respondents according to the objectives of the survey/ census
- Survey contains non-citizens categories such as foreign workers (eg: Labour Force Survey for monthly survey and Economic Census which conducted every five years)



ADMINISTRATIVE DATA

- Received monthly and annually
- Migration data refers to Non-citizens who had stayed or intended in Malaysia for **six months or more in the reference year**



Administrative registers from other government department and agencies were used as the main source of international migration comprise of:



Permits from Immigration Department of Malaysia

- Foreign workers
- Expatriate
- Professional Visit Pass
- Resident pass
- Dependent's pass
- Long-Term Social Visit Pass



Non-citizens registers (Permanent and Temporary Resident Pass) from National Registration Department (NRD)



Students visa from Ministry of Higher Education (MOHE)



Number of registered refugees and asylum seekers from the United Nations High Commissioner for Refugees (UNHCR)

NON-CITIZENS (UNHCR)





International Law Definition of Refugees (Forced migrant)

1951 Refugee Convention
defines a refugee:

“someone who is **unable or unwilling to return to their country of origin** owing to a **well-founded fear of being persecuted for reasons of race, religion, nationality, membership of a particular social group, or political opinion.**”




Overall Population Overview as at December 2022



TOTAL POPULATION

182,990



27%
CHILDREN

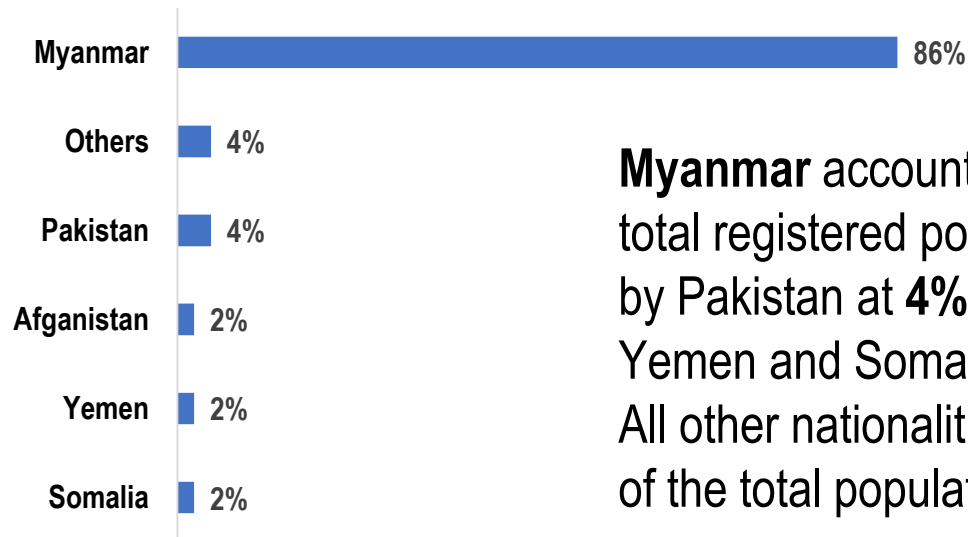


33%
WOMEN AND
GIRLS



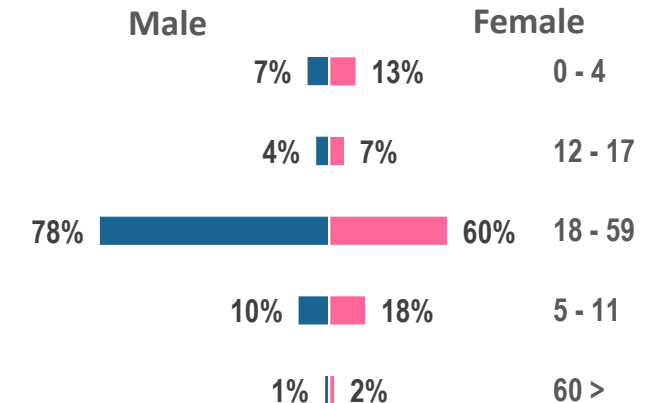
5%
PERSONS WITH
SPECIFIC NEEDS

Top 5 Countries of Origin



Myanmar accounts for **86%** of the total registered population, followed by Pakistan at **4%** and Afghanistan, Yemen and Somalia all at around **2%**. All other nationalities account for **4%** of the total population.

Age Population Structure By Gender



UNHCR REGISTRATION TRENDS OF REFUGEES & ASYLUM SEEKERS



Active Population Breakdown by Year of Arrival and Year of Registration from 2010 to December 2022

Breakdown by Year of Arrival

Pandemic COVID-19



Year of Arrival	2010	2011	2012	2013	2014	2015	2016	2017	2018	2019	2020	2021	2022
Myanmar	9,268	9,452	18,214	25,614	21,236	12,128	6,510	6,053	6,530	6,369	4,461	2,750	1,897
Other countries	461	552	1,004	1,582	2,370	1,978	3,724	3,703	3,759	2,789	631	262	271
Total	9,729	10,004	19,258	27,196	23,606	14,106	10,234	9,756	10,289	9,158	5,092	3,012	2,168

Breakdown by Year of Registration

Year of Arrival	2010	2011	2012	2013	2014	2015	2016	2017	2018	2019	2020	2021	2022
Myanmar	6,960	4,052	5,941	23,501	12,440	12,865	9,469	14,174	18,239	21,526	5,066	3,071	7,478
Other countries	192	279	379	722	1,257	1,786	2,635	4,424	3,280	4,508	1,107	1,480	1,879
Total	7,152	4,331	6,320	24,223	13,697	14,651	12,104	18,598	21,519	26,034	6,173	4,551	9,357

Source: UNHCR Malaysia

Note: The spike in new registration from 2017 to 2019 is a direct result of increased capacity and more efficient processes to complete the registration of individuals who previously arrived in Malaysia, and not because of an increase in new arrivals

 Pre-covid
 Post-covid



Migrants and Refugees in vulnerable situations

are thus persons who are unable effectively to enjoy their human rights, are at increased risk of violations and abuse and who, accordingly, are entitled to call on a duty bearer's heightened duty of care



Vulnerable Population as at December 2022

YEAR	Total population	Children	Women and Girls	Person with specific needs
2010	98,090	18,922 (19%)	27,667 (28%)	Data Not Available
2011	96,691	19,476 (20%)	28,354 (29%)	Data Not Available
2012	101,081	21,809 (22%)	29,987 (30%)	Data Not Available
2013	140,982	29,125 (21%)	42,208 (30%)	6,222 (4%)
2014	151,469	32,026 (21%)	46,255 (31%)	10,992 (7%)
2015	156,342	33,643 (22%)	48,314 (31%)	11,839 (8%)
2016	149,474	34,369 (23%)	48,313 (32%)	9,501 (6%)
2017	152,326	39,767 (26%)	51,456 (34%)	7,436 (5%)
2018	163,864	42,481 (26%)	53,553 (33%)	7,068 (4%)
2019	178,589	45,968 (26%)	56,463 (32%)	7,467 (4%)
2020	178,613	45,757 (26%)	57,307 (32%)	7,841 (4%)
2021	180,448	46,177 (26%)	58,501 (32%)	8,443 (5%)
2022 (as at Dec)	182,990	48,504 (27%)	61,294 (33%)	9,953 (5%)

Notes: Definition by UNHCR of:-

[1] Children:
Below 18 years old

[2] Women and Girls:
Women: Female Aged 18 years old & above
Girls: Female Aged 0 – 17 years old

[3] Person with specific needs:
Vulnerable children (including separated and unaccompanied children); vulnerable women; persons with serious health conditions; persons with special legal or physical protection needs; older persons; persons with disabilities; survivors of sexual and gender-based violence; persons with family reunification requirements



ISSUES AND CHALLENGES IN IMPLEMENTATION INTERNATIONAL MIGRATION



01

Use of different terminology

- As it is often very difficult to compare migration data due to different terminology, definitions, durations, types of movements and categories used, it is critical to work towards ensuring that government ministries apply the same or similar definitions for specific international migrant categories.

02

Incomplete data

- Existing data in ministries and agencies is still insufficient in producing a comprehensive international migration database.

03

Data sharing

- It requires strong cooperation from ministries and agencies as data providers in data sharing especially in ensuring that data acquisition is consistent and real-in-time data.
- 'Mirror statistics' - information on Malaysian citizens resides in other countries.

04

Different data collection objectives

- Different data collection objectives from ministries and agencies affect data coordination in terms of target users, scope & coverage and uniformity of variables.

"STATISTICS BLOOM IN HARMONY"

Doesn't matter far or near
Strength in numbers
we don't live in fear

Birds of feather flock together
Statistics our form of adour
We, will always live it up

So let us live in solidarity
And in the world arena we'll
succeed

It is statistics that will come to be
The reason we will bloom in
harmony

Everybody undivided
Data's where our hearts reside in
There will always be a bind

Just like fire that ignites
That's how brightly lit our dreams are
We'll reach higher than the stars

Sending love to one another
Leaving no one in a slumber
We will stand with unity

Mustering our courage while
Embracing our disparities
We'll achieve our victory

One dream with unity
One love with harmony



"STATISTICS BLOOM
IN HARMONY"
VIDEO

<https://bit.ly/StatisticsBloomInHarmony>

THANK YOU



20 OCT



2016 - 2030



StatsMalaysia
www.DOSM.gov.my