

Canada's Quality of Life Statistics Program

Craig M. Joyce, Acting Chief
Centre for Social Data Development and Insights
Social, Health and Labour Statistics
Statistics Canada

September 10, 2025



Delivering insight through data for a better Canada



Statistics
Canada

Statistique
Canada

Canada

Agenda

1. Overview of the Quality of Life Statistics Program
2. Domestic and Global Context
3. Policy Uses
4. The Role of Social Data
5. Next Steps



Overview of the Quality of Life Statistics Program



Canada's Quality of Life Framework

Domains and headline indicators

Central Indicators

- Life satisfaction
- Sense of meaning and purpose
- Future outlook

Prosperity

- Household income
- Employment
- Youth not in employment, education or training (NEET)
- Core housing need
- Acceptable housing
- Poverty
- Making ends meet

Good Governance

- Perceptions of neighbourhood safety after dark
- Confidence in institutions
- Discrimination and unfair treatment



Health

- Perceived mental health
- Perceived health

Society

- Sense of belonging to local community
- Someone to count on
- Trust in others
- Satisfaction with time use

Environment

- Air quality
- Drinking water
- Greenhouse gas emissions
- Conserved areas

Cross-cutting lenses

Fairness and Inclusion

Cross-cutting lens that disaggregates all indicators in the Framework:



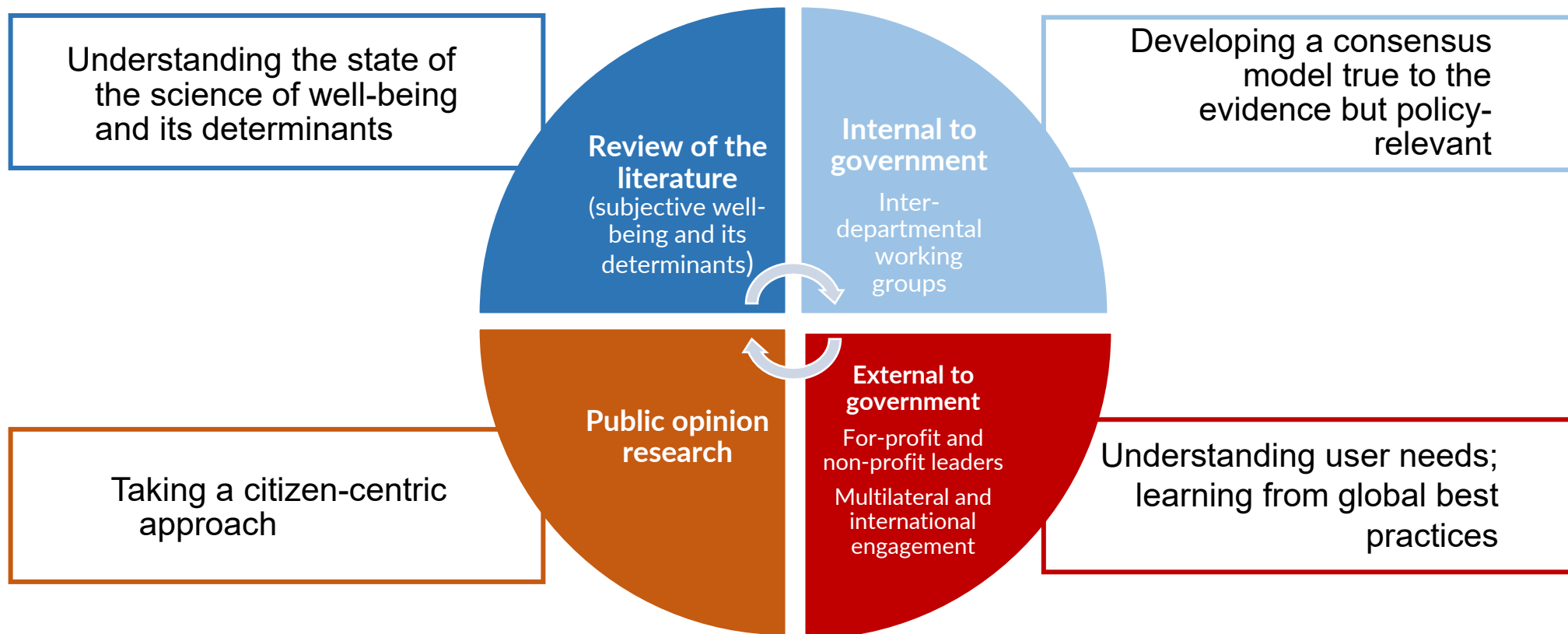
- Gap between best and worst outcomes
- Summary measures of inequality
- Performance of socio-economic groups (e.g. gender, age, ethnicity, socio-economic status)
- Performance by region (e.g. provinces, cities, urban vs. rural)
- Prevalence of poor outcomes

Sustainability and Resilience



- Cross-cutting lens that offers a long-term view for all domains in the Framework and encourages decision-makers to consider risk, resilience and sustainability

Development of the Framework



Quality of Life Data Sources

Please note this list is *not exhaustive*.

Census of Population

- *Postsecondary attainment*
- *Indigenous languages*
- *Knowledge of official languages*
- *Representation in senior leadership positions*

Postcensal Surveys:
Canadian Survey on disability

- *Accessible environments*

Household surveys

Labour Force Survey

- *Employment*

Canadian Community Health Survey

- *Perceived health*

Canadian Social Survey

- *Sense of meaning and purpose*

Survey on Canadian's Safety

- *Personal safety*

Administrative sources

National Balance Sheet Accounts

- *General government net financial liabilities-to-gross domestic product (GDP) ratio*

Vital Statistics Death Database

- *Health-adjusted life expectancy*

Corrections Key Indicator Report for Adults and youth

- *Incarceration rate*

External sources

Canadian Radio-television and Telecommunications Commission

- *Access to high-speed Internet*

Elections Canada


- *Voter turnout*

Environment and Climate Change Canada

- *Air quality*



The Quality of Life Hub



Quality of Life Hub

Home About Domains Analytical releases Resources

Welcome to Canada's Quality of Life Hub. Learn about Canada's Quality of Life Framework, and find the latest releases, data publications, and reference material on subjective and objective measures of wellbeing.


Canada's Quality of Life Framework

The [Quality of Life Framework for Canada](#) brings together data for ninety-one indicators, spread across five domains and three central indicators (as shown in the [Quality of Life Framework for Canada infosheet](#)).

The framework also includes two cross-cutting lenses, which are applied across all the domains in the framework:

- [Fairness and inclusion lens](#)
- [Sustainability and resilience lens](#)


View all [Quality of Life analysis and reference products](#).




► Description - Quality of life identifier

Domains and headline indicators


Consult the latest data on the headline indicators below to gain a snapshot of Canada's quality of life.




Central indicators



Health



Prosperity



Analytical releases

Home About Domains Analytical releases Resources

How to use

Sort by: Date: Newest Results per page: 10

Showing 40 results Page 1 of 4

- [Impacts of rising prices on the well-being of Indigenous people, 2024](#)
Type of product: *The Daily* articles
Release date: 2025-01-17
- [Extreme weather by the numbers: How weather impacts energy output](#)
Type of product: StatsCAN Plus
Release date: 2025-01-16
- [Rising mental health concerns among youth](#)
Type of product: StatsCAN Plus
Release date: 2025-01-16
- [Being active as a family linked to better mental health among adolescents](#)
Type of product: *The Daily* articles
Release date: 2025-01-15
- [Military families in Canada](#)

Filter results by:

Phrase or keyword

Data source

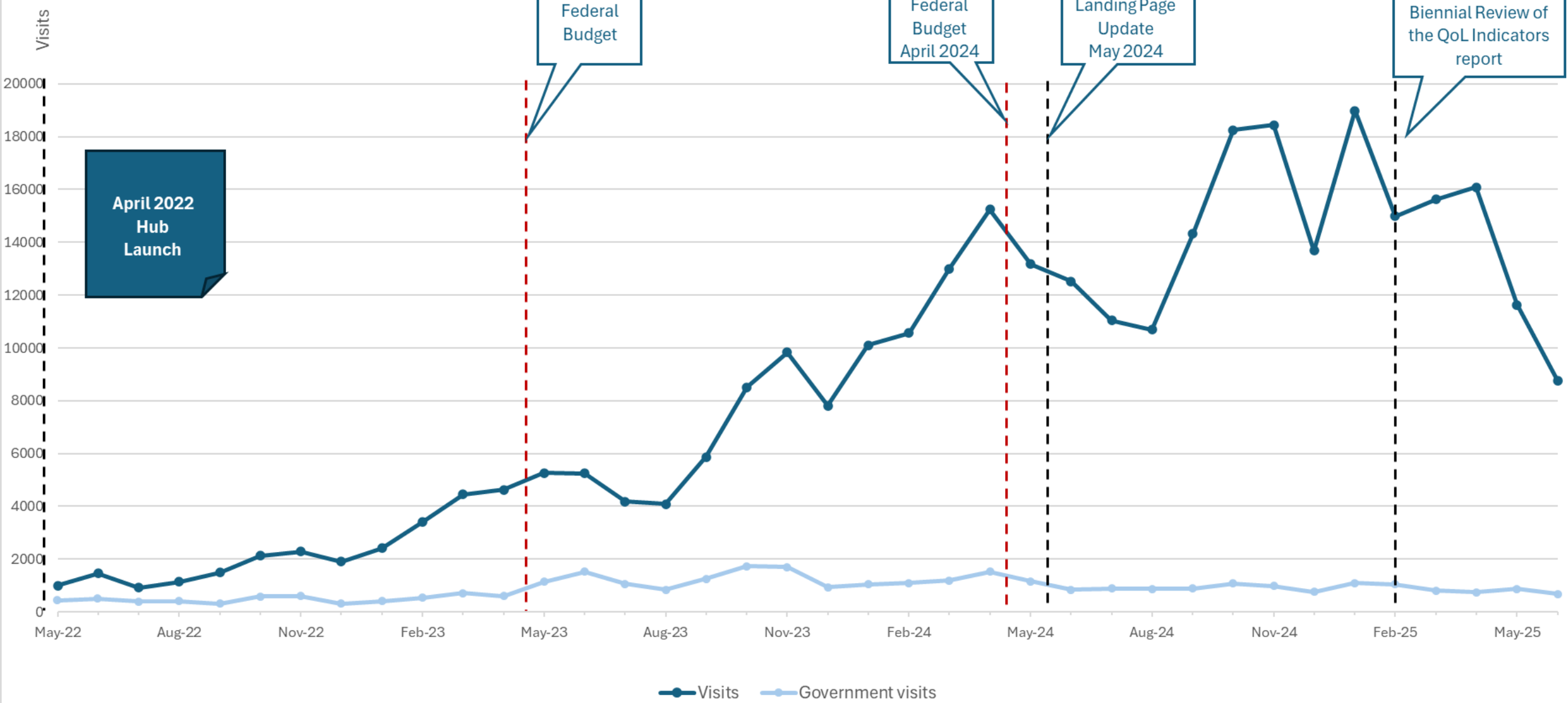
Population groups

Quality of Life indicator

Types

Clear filters

Quality of Life Hub Monthly Visits



Domestic and Global Context



Domestic Context

MANDATE LETTER 2019

Minister of Middle Class Prosperity and Associate Minister of Finance [to lead on QOL measurement](#)

2019

MANDATE LETTER 2021

President of TB [to lead on QOL Framework implementation](#) with support from all Ministers

2021

QOL HUB LAUNCH

By Statistics Canada

2022

GOVERNMENT-WIDE EVENT

Introduction to QOL by the Canada School of Public Service

2023

CABINET COMMITTEE ON QOL AND WELL-BEING

2024

2025

PUBLIC OPINION RESEARCH

Commissioned by Finance Canada
Broad support (86%) for moving “beyond GDP”

BUDGET 2021, 2022, 2023, 2024

[Release of the QOL Framework](#) (2021)
Funding to address data gaps (2021)
QOL in Budget proposal template and Budget Impacts Report ([2021](#), [2022](#), [2023](#), [2024](#))

REPORTING


Departments indicate how core responsibilities impact QOL, starting in Departmental Plans 2024-25



Global Context


2009

Report by the Commission on the Measurement of Economic and Social Progress (Stiglitz, Sen & Fitoussi)




2011

Launch of OECD's Better Life Index and first How's Life? report



2012

Release of inaugural World Happiness Report



2018

Launch of the Well-being Economy Governments (WEGo) Partnership




2020

Launch of WHO Council on Economics of Health for All & OECD Centre on Well-being, Inclusion, Sustainability and Equal Opportunity



2025

Creation by the UN of an Expert group to develop a universal Beyond GDP framework (Valuing What Counts initiative)



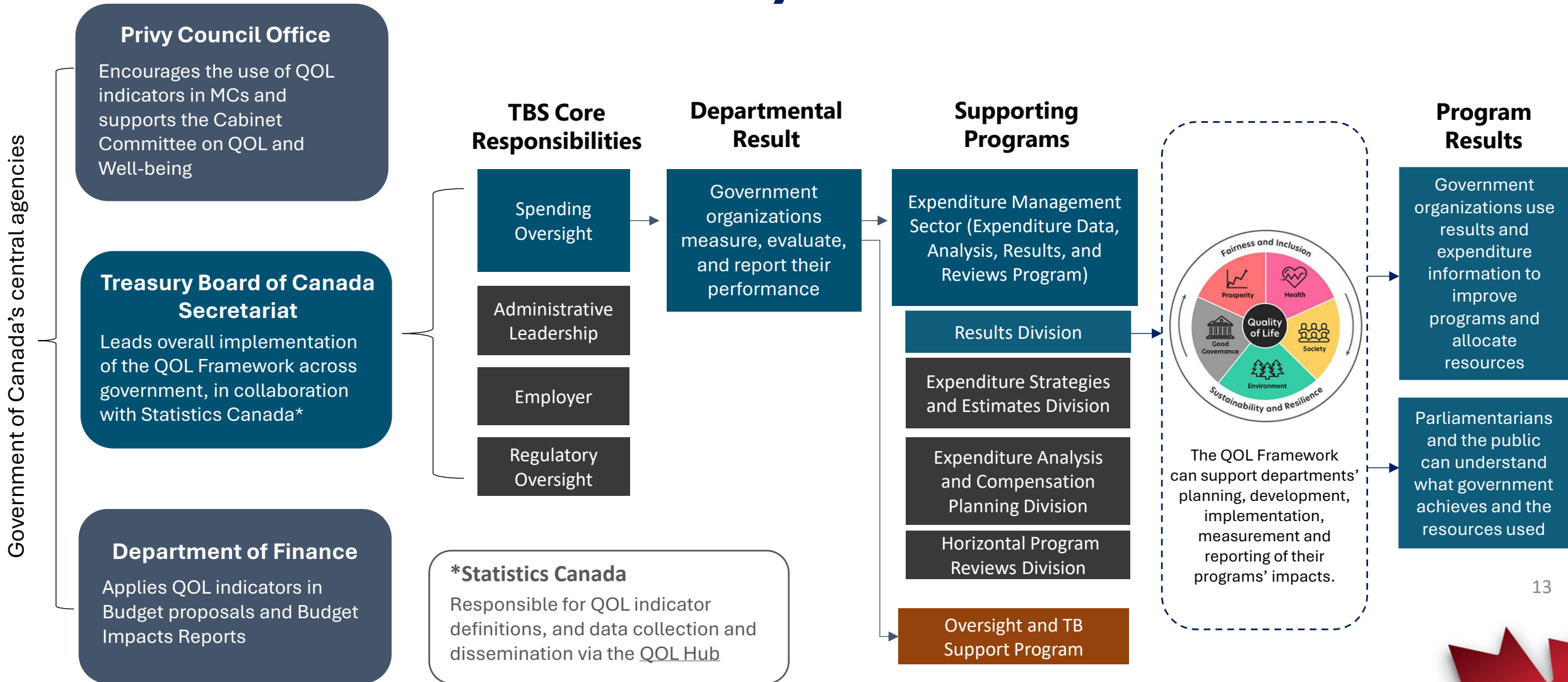
Statistics Canada
Statistique Canada

Canada

Policy Uses



Policy Uses

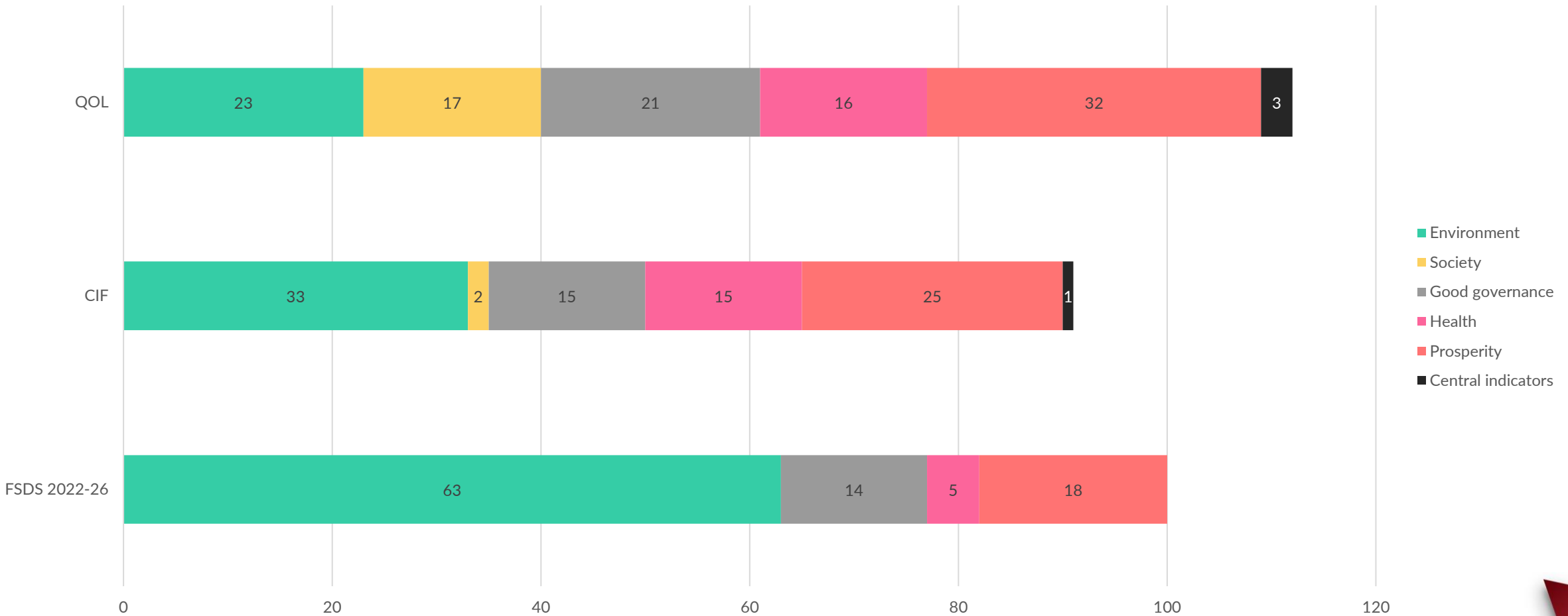


The Role of Social Data



Framework Comparison

(Quality of Life, SDGs, Federal Sustainable Development Strategy)



Next Steps



What's Next?

Key Priorities

- Develop definitions for remaining quality of life concepts
- Ongoing work to fill key quality of life data gaps, drawing on a variety of vehicles
- More disaggregation, including by geography
- Identify opportunities to leverage alternative and administrative data sources
- Continued modernization of the Quality of Life Hub
- Continued alignment with *Insights on Canadian Society* as a key dissemination vehicle for the Field.

The Next Biennial Review

- Examine external data user needs as a key audience
- Improve relevance of the Framework and its indicators for
 - other levels of government (provincial, territorial, local)
 - Indigenous-led organizations and communities
 - academics
 - not-for-profits



Thank you!

Quality of Life Statistics Program

statcan.stc.wellbeing-bienetre.stc.statcan@statcan.gc.ca





- Subjects
- Data
- Analysis
- Reference
- Geography
- Census
- Surveys and statistical programs
- About StatCan
- Canada.ca

Statistics Canada

[Sign in to My StatCan](#)

Statistics Canada is the national statistical office. The agency ensures Canadians have the key information on Canada's economy, society and environment that they require to function effectively as citizens and decision makers.

[Read the news in *The Daily*](#)

Key indicators

[Quarterly population estimate](#)

41,548,787 ▲
0.0%
April 1, 2025
(quarterly change)

[Consumer Price Index](#)

1.9% ▲
June 2025
(12-month change)

[Unemployment rate](#)

6.9% ▼
-0.1 pts
June 2025
(monthly change)

[Real GDP by expenditure](#)

0.5% ▲
First quarter 2025
(quarterly change)

More: [Key indicators](#)

Most requested

- [List of surveys in collection](#)
- [Quality of Life Hub](#)
- [Health Reports](#)
- [North American Industry Classification System \(NAICS\) Canada 2022 Version 1.0](#)
- [Major economic indicators](#)
- [Juristat](#)
- [Census of Population Profile, 2021](#)
- [Fill out a survey](#)

