



# Communication of International migration statistics in Lithuania

Dr. Inga Masiulaitytė-Šukevič



STATISTICS  
LITHUANIA  
STATE DATA  
AGENCY

Prepared by Experts from State Data Agency (Statistics Lithuania)  
Vanda Vaitekūnienė, Laura Pušinskienė



# Overview

- Production of data on international migration
- State Data Governance Information System
- Dissemination of international migration statistics
- Conclusions



# International migration statistics

## Official statistical program

- Official statistics
- Experimental statistics

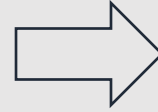
## State Data Governance program

- Operational statistics
- Open data

## Producers of Official statistics



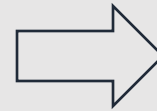
State Data Agency



International and internal  
migration statistics



Migration Department  
under the Ministry of the  
Interior of the Republic of  
Lithuania



Statistics of international  
protection, granted/deprived  
citizenship, residence permits and  
return of persons



State Border Guard  
Service under the Ministry  
of the Interior of the  
Republic of Lithuania



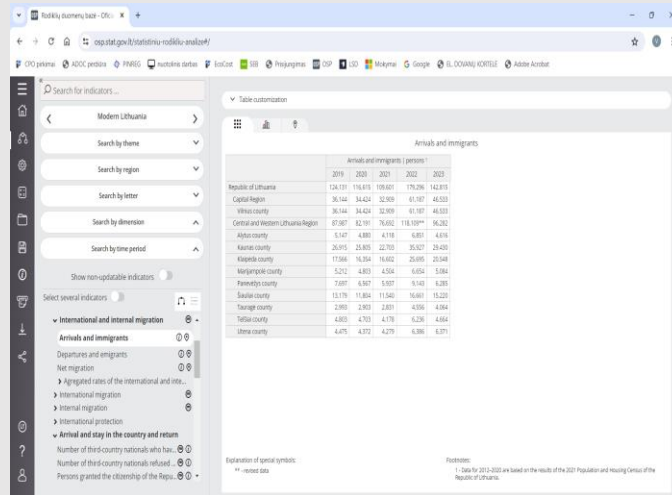
Statistics of third-country  
nationals refused entry to the  
territory of the country



## Dissemination of Official statistics

- All statistical information: tables, infographics, press releases, publications produced according to the Official Statistics Programme are published and made available to the public free of charge on the Official Statistics Portal.
- Information on data sources, methods and procedures are provided in the survey methodology and metadata report.
- Release calendar
- Information about revisions
- All users have equal access to the data
- Access to microdata is allowed for research purposes

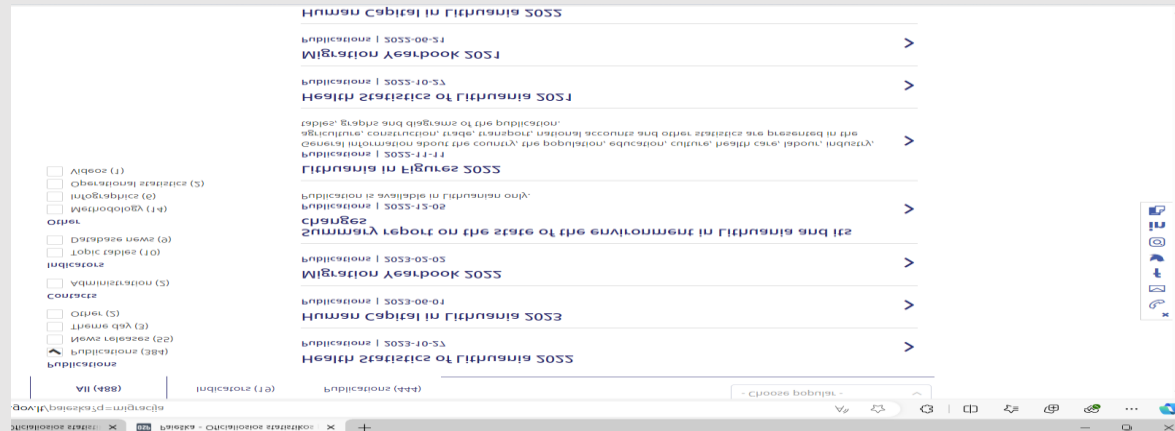
# Data tables in Official statistical Portal



# Infographics



# Electronic publications and press releases





## Users of Official Statistics

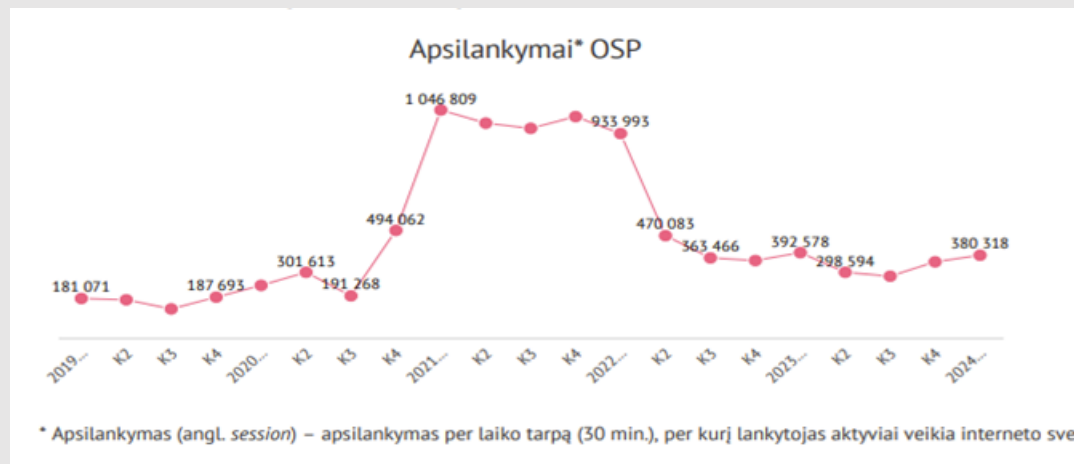
- State and municipal institutions and bodies
- Policymakers
- Business
- Researchers
- Mass media
- Students and schoolchildren
- International organizations
- Embassy
- Non-governmental organizations

## Submission of migration statistics to users

- Social media
- Press conferences
- Meetings with data users
- Statistical literacy of the younger generation is constantly carried out (Lessons for schoolchildren are organized, during which general information about the main migration indicators is provided, scoreboards are demonstrated)

# Monitoring of published information

- The quality, availability and consumer needs of statistical information are systematically assessed through surveys on the use of statistics and the opinions of users. This ensures continuous improvement of services, products and dissemination.
- Monthly analysis of the attendance of the Statistics Portal.
- Users are constantly informed about revisions of statistical indicators, errors noticed and corrected in the published information.

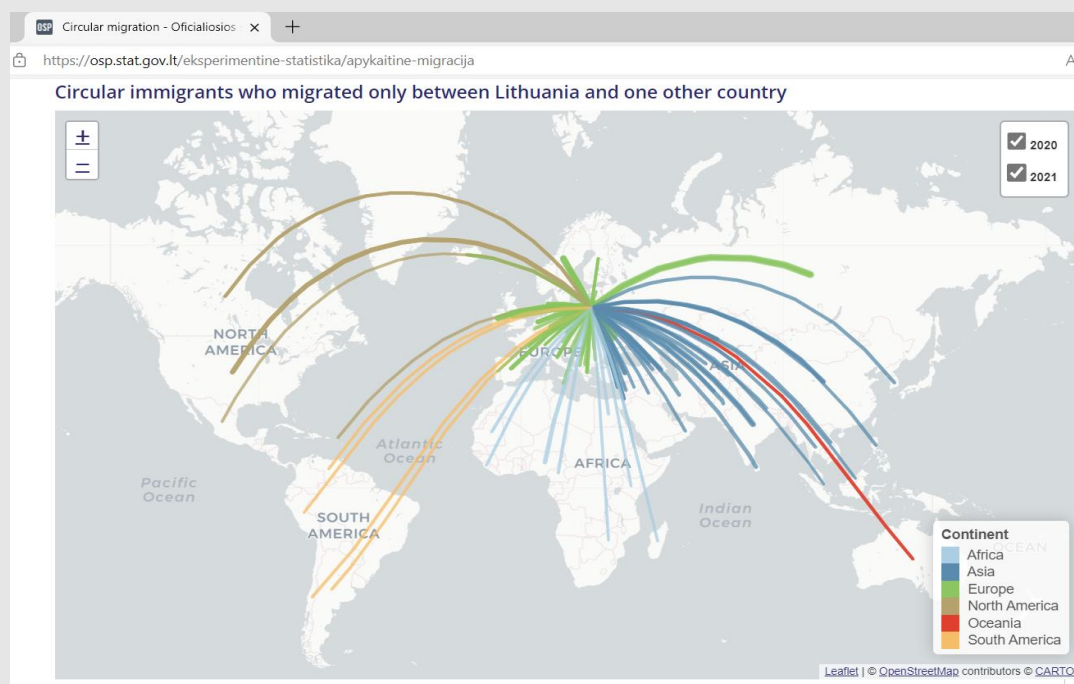




# EXPERIMENTAL STATISTICS (statistics under development)

- Definition
- Metadata
- Data sources
- Method

## Circular immigrants



## Circular emigrants

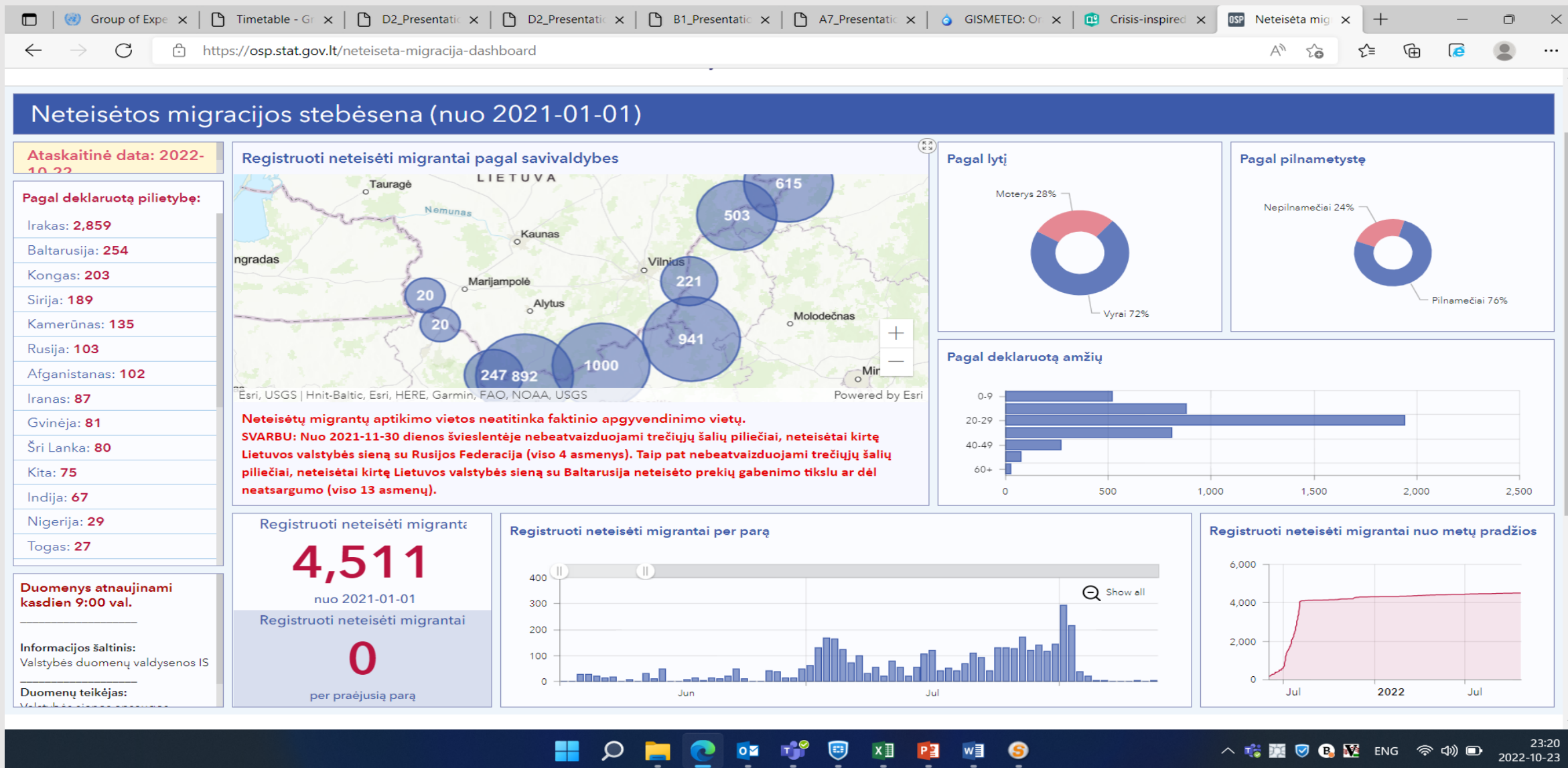




## **State Data Governance Program**

- Operational statistics (Urgent need for daily data in face of illegal migration, war refugees of Ukraine)
- Open data

# Operational statistics - Illegal immigrants





# Operational statistics - War refugees from Ukraine

## Public Dashboard: War refugees from Ukraine - Official Statistics Portal

### WAR REFUGEES FROM UKRAINE

Feedback/Questions: [ukraina@stat.gov.lt](mailto:ukraina@stat.gov.lt)

LT EN Statistics Lithuania

Full screen dashboard

Registration place:

Filter...

Lithuania total

MD Alytus

MD Kaunas

MD Kaunas (Elektrėnai)

MD Klaipėda

MD Marijampolė

MD Panevėžys

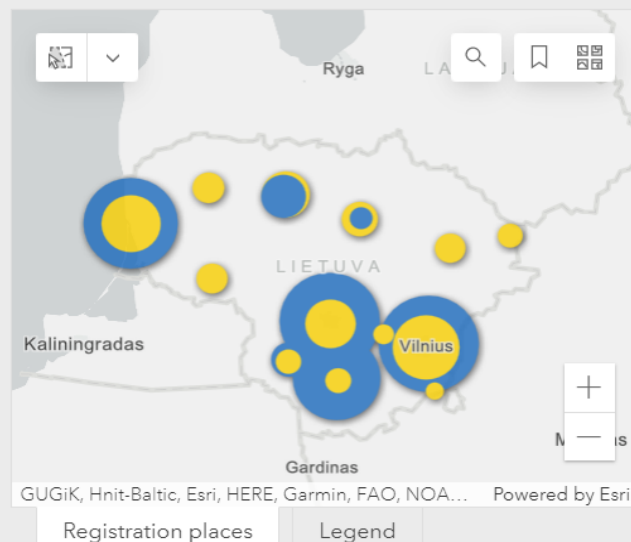
MD Panevėžys (Visaginas)

MD Šiauliai

MD - Migration Department

Data source:  
MIGRIS of Migration Department

Prepared by: Statistics Lithuania



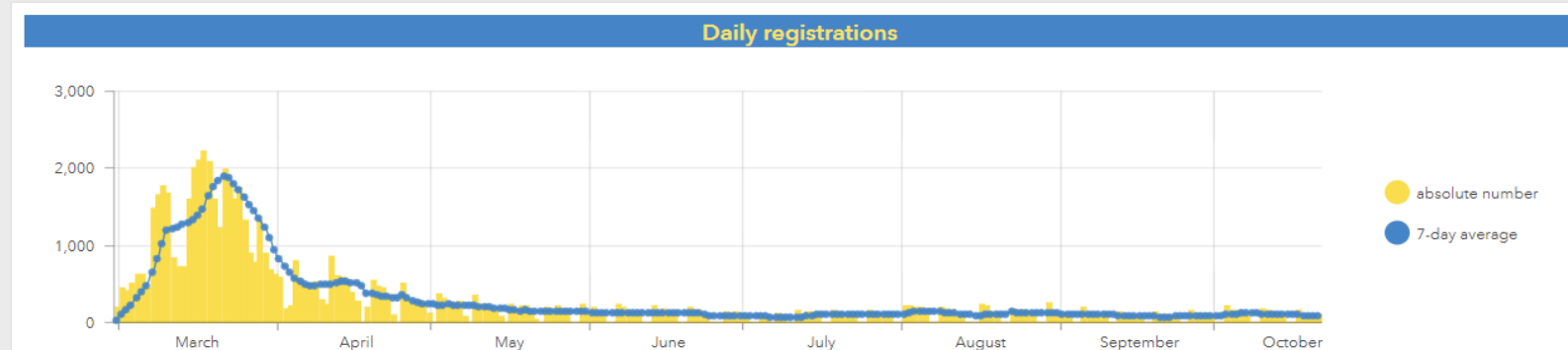
All-time	0-5 years	6-17 years	18-64 years	65+ years
68,677 Ukrainian citizens 99%	6,174	18,554	40,704	3,245
Lithuania total				
Yesterday	0-5 years	6-17 years	18-64 years	65+ years
91 Ukrainian citizens 98%	4	12	69	6
Lithuania total				
Last 7 days	0-5 years	6-17 years	18-64 years	65+ years
540 Ukrainian citizens 99%	42	78	391	29
Lithuania total				
Previous 7 days	0-5 years	6-17 years	18-64 years	65+ years
693 Ukrainian citizens 99%	51	113	502	27
Lithuania total				

Sorted by number of registrations

- 20,375: Registrati on center Vilnius
- 9,952: Registration center Kaunas
- 6,503: Registration center Klaipėda
- 5,948: Registration center Alytus
- 4,212: MD Vilnius
- 3,570: MD Klaipėda
- 2,854: MD Kaunas
- 2,636: MD Šiauliai
- 2,373: Registration center Šiauliai
- 1,633: MD

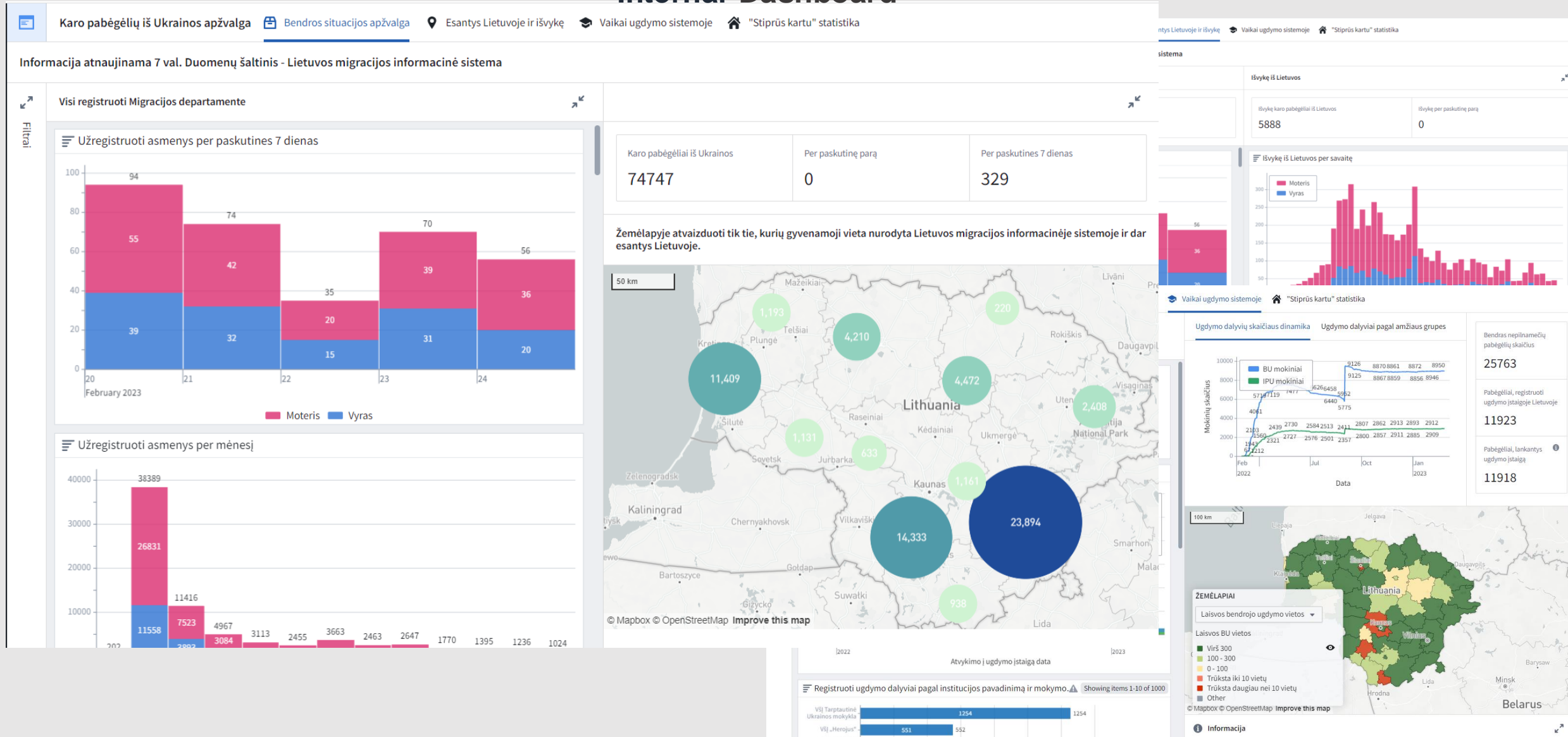
Newest data:  
10/21/2022

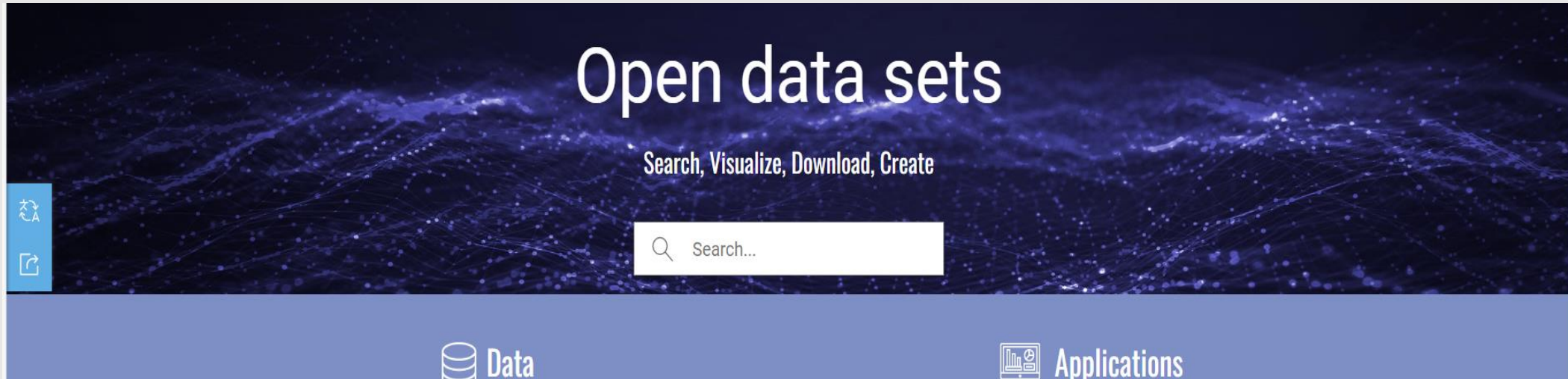
Updated daily at 9:30



# Operational statistics - War refugees from Ukraine

## Internal Dashboard





6 datasets on migration have been opened:

- Data on granting of asylum
- Data on granting the right to reside in the Republic of Lithuania
- Data on granting LT citizenship
- Data on return / removal / binding decisions
- Entry ban details
- Data on loss of citizenship



## Conclusions

- With using State Data Government Information System and Statistical Population Register we could satisfy national and European user needs to produce operational, monthly, annual, more details International migration statistics
- Statistical Population Register gives us opportunity to know each persons movements, history of vital events; produce more precise migration flows and other related statistics.