



MINISTRY OF ECONOMY  
DEPARTMENT OF STATISTICS MALAYSIA



EXPERT GROUP ON THE REVISION OF THE PRINCIPLES AND  
RECOMMENDATIONS FOR 2030 ROUND OF CENSUSES

# INNOVATIONS AND GOOD PRACTICES IN CENSUS-TAKING

-Electronic Data Collection in MyCensus 2020-

BY:

**NORFARIZA HANIM KASIM**

SENIOR DEPUTY DIRECTOR

POPULATION AND DEMOGRAPHIC STATISTICS DIVISION

DEPARTMENT OF STATISTICS MALAYSIA

23 MAY 2023 (TUESDAY)



20 OCT



2016 - 2030



PSSN



**MALAYSIA  
MADANI**





01

Malaysia's Experience on MyCensus 2020

02

Electronic Data Collection in MyCensus 2020

03

Dissemination of MyCensus 2020

04

Way Forward

# 1. Malaysia's Experience on Population and Housing Census 2020 (MyCensus 2020)

---





# THE EVOLUTION OF MYCENSUS ...



## Approach: De Facto

1970

Conducted in 2 stages:

27 July 1970 (Housing), 25 August 1970 (Population)

Mode: Face-to-face interview

1980

## Approach: De Facto

Conducted in 2 stages:

17 May 1980 (Housing), 11 June 1980 (Population)

Mode: Face-to-face interview

## Approach: De Facto & De Jure

1991

Conducted in single stage on 14 August 1991

Mode: Face-to-face interview

2000

## Approach: De Jure

Conducted on 5 July 2000

Mode: Face-to-face interview

## Approach: De Jure

2010

Conducted on 6 July 2010

Mode: Face-to-face interview, Drop Off Pick Up (DOPU) & e-Census

2020

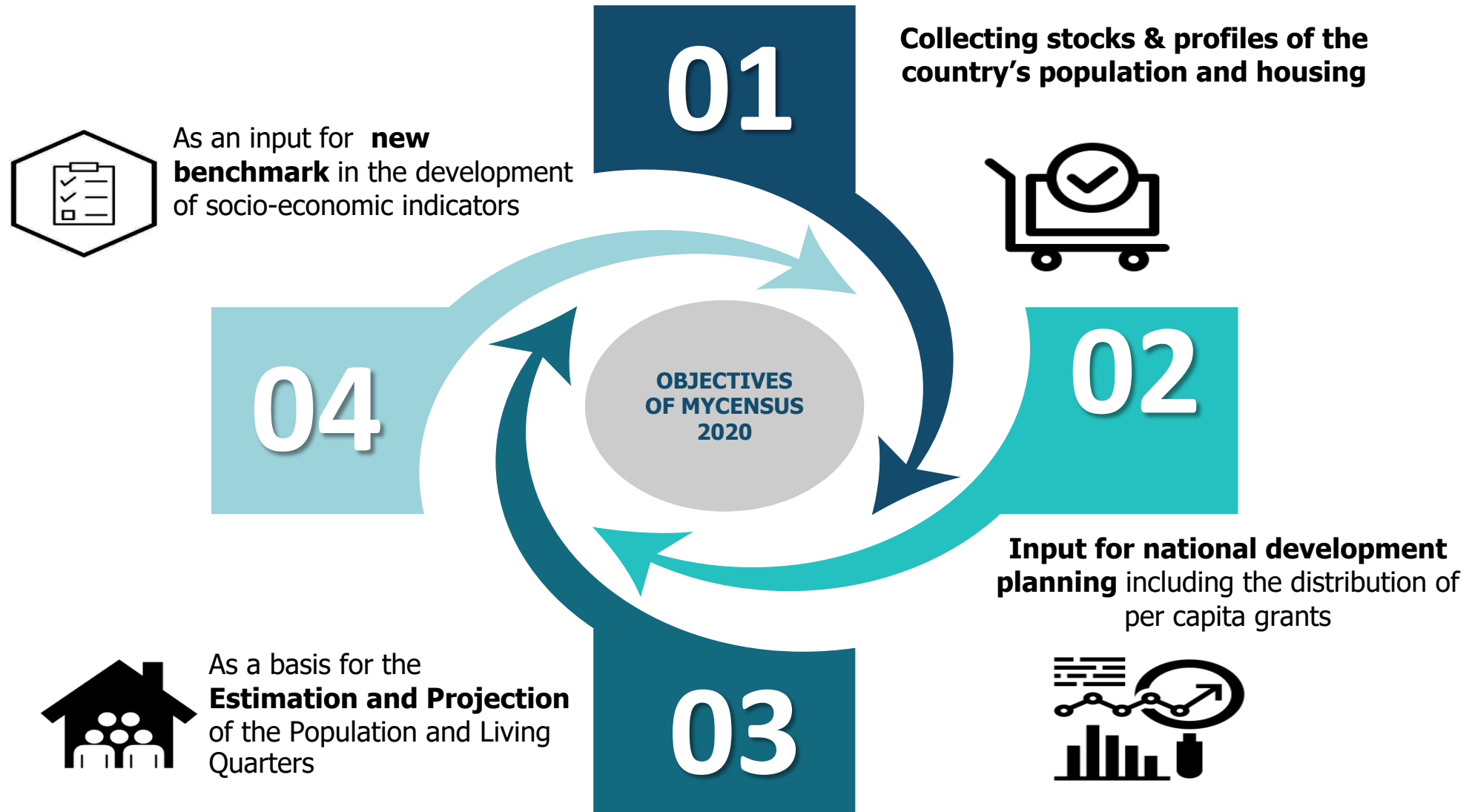
## Approach: De Jure

Conducted on 7 July 2020 until 31 October 2021

Mode: Online and Face-to-face interview using e-Census, CAPI, PAPI, CATI and DOPU (+ Administrative data)



# OBJECTIVES OF MYCENSUS 2020





# COVERAGE OF CENSUS



“The goal is to count everyone once and in the right place”



## Households and institutional living quarters

Citizens or non-citizens of Malaysia that have stayed or intended to stay in Malaysia for more than 6 months



## New born Babies

Babies born ON OR BEFORE Census Day and STILL LIVING on Census Day (7 July 2020)



## Passed Away

Those who passed away ON OR AFTER Census Day (7 July 2020)



## Others

Lodgers, boarders, visitors, housemaid, elderly persons and relatives who usually live together with the Household



# MYCENSUS 2020 DAY



The MyCensus 2020 Day takes into account that the date is **free from major events** that may lead to **the occurrence of mobility or active population movement** as follows:



## 2. Electronic Data Collection in MyCensus 2020

---





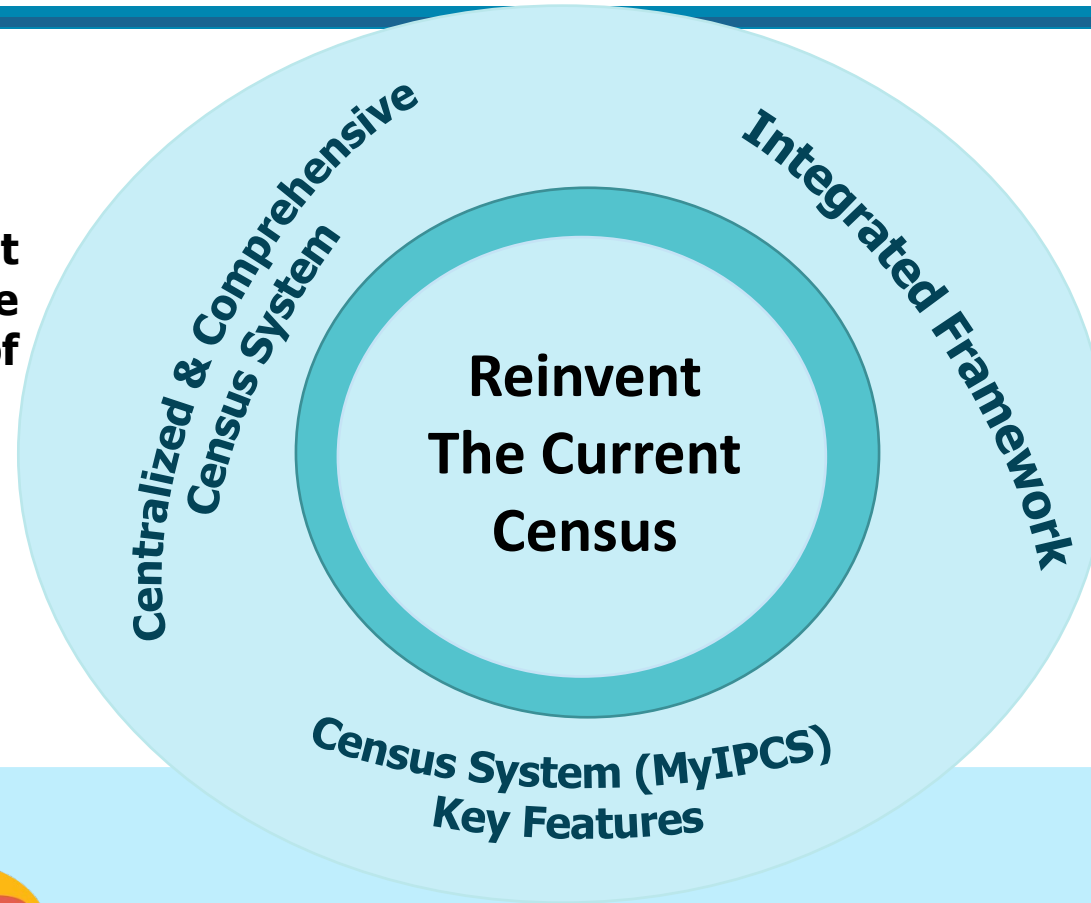


# REINVENT THE CURRENT CENSUS



Be a key & important source in the implementation of the Census 2020.

Information gateway.



Covering the process of complex data collection, analysis & dissemination

**MyIPCS** – The latest innovation to ensure that the census data can be generated more quickly for planning & development purposes



Smart listing & smart map



Integrated database



5 modes enumeration



System notifications



Smart search



Dual language



Analytics & Infographic



Web responsive



Code classification



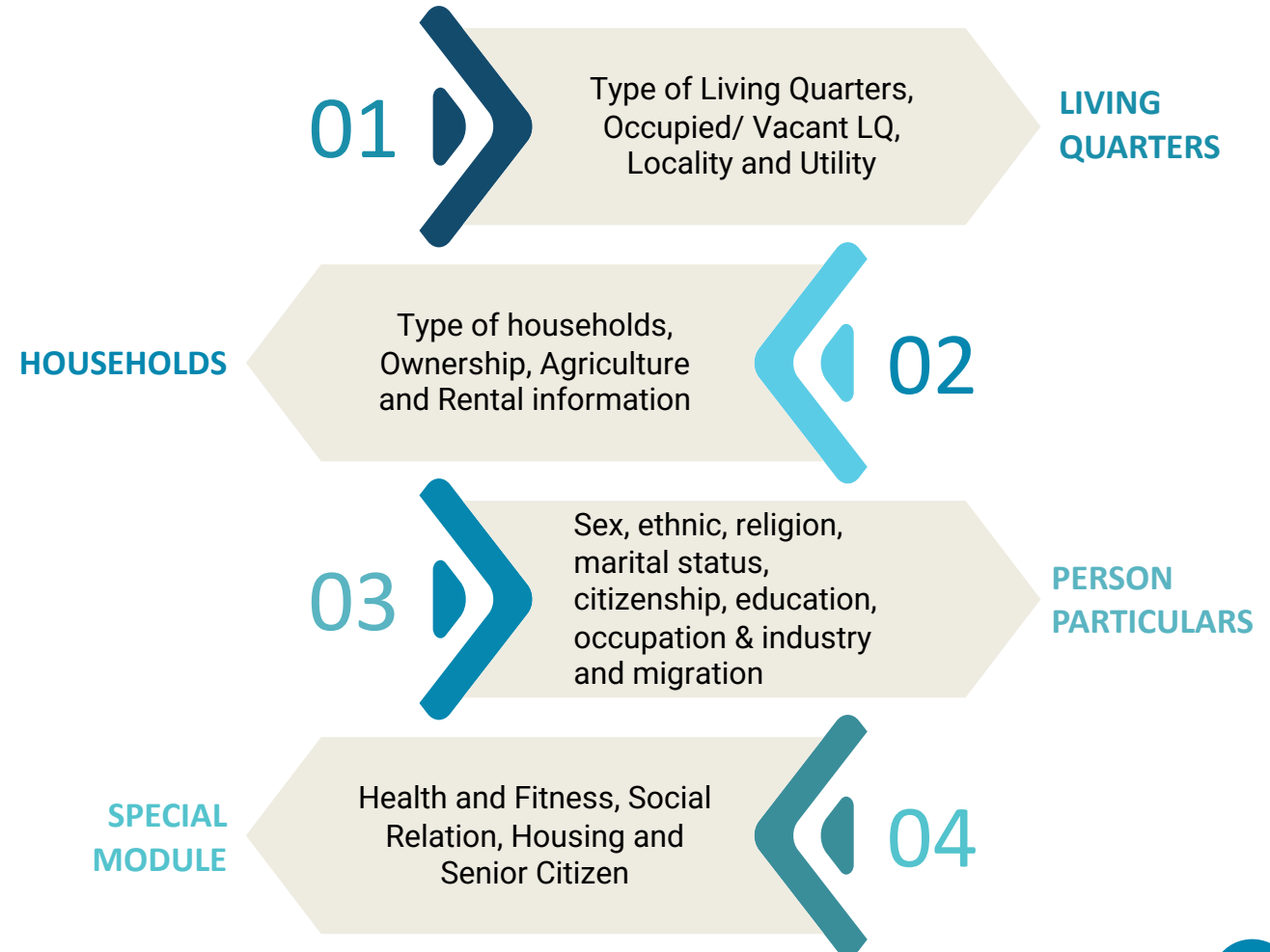
# MODE OF CENSUS AND MAIN PARAMETERS



## MODE OF CENSUS



## MAIN PARAMETERS FROM CENSUS QUESTIONS





## 108

### Number of Questions

- Number of questions that are required to be answered by respondents according to age category:

Category	Below than 3 Years old		3 – 9 Years old		10 – 14 Years Old		15 – 20 Years Old		21 – 59 Years Old		More than 60 Year Old			
	M	F	M	F	M	F	M	F	M	F	M	F		
Attend school	12	12	15	15	23	24								
Does not attend school			13	13	21	22								
Schooling & Working									34	35	37	38	41	42
Attend school & Not Working									33	34	36	37	40	41
Does not attend school & Not Working									30	31	33	34	37	38
Does not attend school Not working									29	30	32	33	36	37

- Example of questions that require some time to answer are:

Question E23 (a) and (b) on Occupation

Question E24 (a) and (b) on Industry



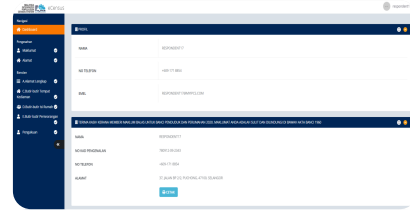
# e-CENSUS FLOW

## RECEIVE INVITATION CODE BY POSTCARDS AND PRE-REGISTRATION



Used by  
**RESPONDENTS**  
via **PORTAL**  
**e-CENSUS**

<https://ecensus.mycensus.gov.my/>




6



### DECLARATION AND SUBMISSION

\*Ensure information provided are complete

7



### e-CENSUS COMPLETION

\*Enumerator receive notification via Smart CE



### COMPLETE THE QUESTIONNAIRE

\*Through e-Census  
[Completion for every member/  
household]

5

4

### SIGN IN

\*Enter telephone number

3

### RECEIVE OTP (e-CENSUS REGISTRATION)

### e-CENSUS REGISTRATION

1

Respondents enter personal information:

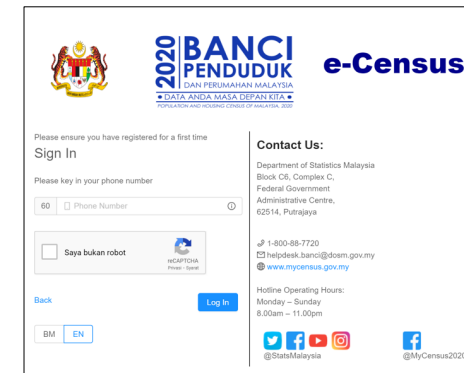
1. Name
2. Address
3. Email
4. Telephone number

**START**



2

### ENTER INVITATION CODE (NGDBBPTK) [Refer to Postcards or Pre-Registration Census]





**Re-adjustment of Census schedule**



**COVID-19 pandemic**




**Adjustment in Enumeration Mode**

Optimising the usage of e-Census and telephone interview (CATI) as the main mode of response



**Challenges in recruitment of census enumerators**

Possible COVID-19 infection among census enumerators



**Community reluctance & fear**

Non-cooperation of the public due to fear of COVID-19



**Assuring the safety of the staff and public as top priority**

# 3. Dissemination of MyCensus 2020

---

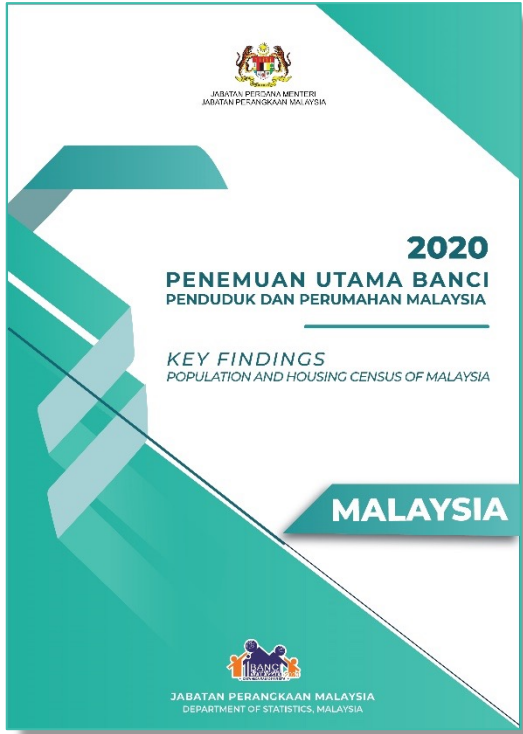




# NATIONAL, STATES AND ADMINISTRATIVE DISTRICT



173 Publications



Malaysia: 1



States: 16



Administrative District: 156



# NATIONAL, STATES AND ADMINISTRATIVE DISTRICT (cont'd)



**173** Key Findings of Census Publication  
**1** Malaysia  
**156** Administrative District  
**16** State

## 1. Statistics on Population and Housing

**10**  
Statistics

- Population Census, Malaysia
- Population Census, State
- Census Population, Administrative District
- Sex Ratio
- Age Group, Ethnicity & Gender
- Marital Status
- Religion and Gender
- Number of Living Quarters (LQ)
- Households by Mukim / Subdistrict
- LQ, Household & Average Household Size by Local Authority
- Vacant Living Quarters

## 2. Selected Demographic Indicators

**2**  
Demographic Indicators

- Selected Demographics by Gender
- Five principal causes of death

## 3. Socio-Economic Indicators

**18**  
Socio-economic Indicators

- Basic information
- Housing
- Labour force
- Household, Income and Expenditure
- Education
- Health
- Public Safety
- Internet and Social Media
- Basic facilities
- Welfare Services

## 4. Number of Tables

**30**  
Statistics Tables

- Population and Housing
- Demography
- Socio-economy

## 5. Number of Article

**3**  
Article

- Malaysia's Population Growth is Slowing Down
- Malaysian Population Ageing
- Demographic Transition: Where are the Young?





# OTHER PUBLICATIONS



## Urban & Rural



## Local Authority Area



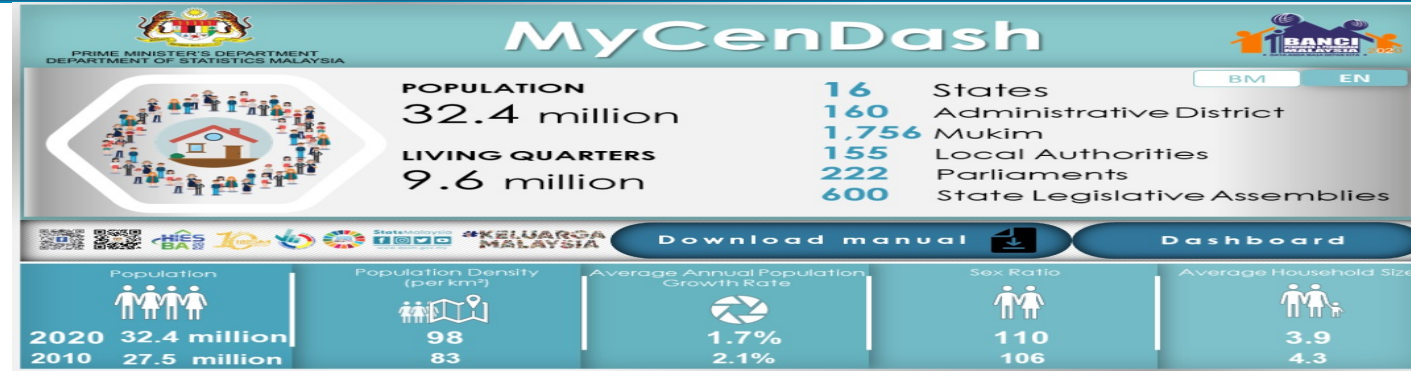


# Dissemination of Census data... (cont'd)



## MyCenDash MYCENSUS 2020 DASHBOARD

<https://www.dosm.gov.my/mycendash/>



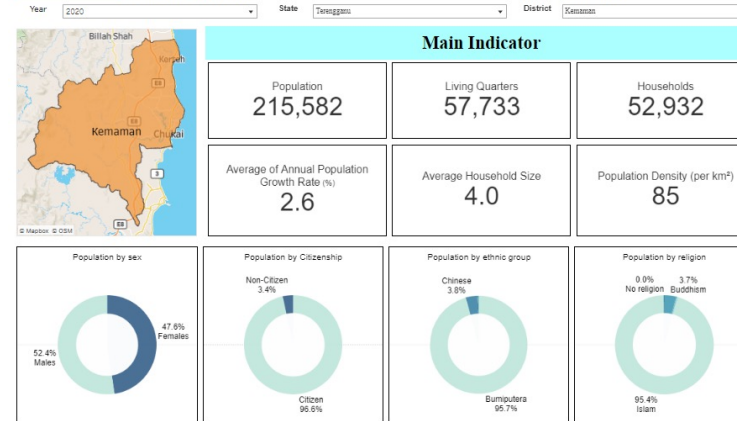
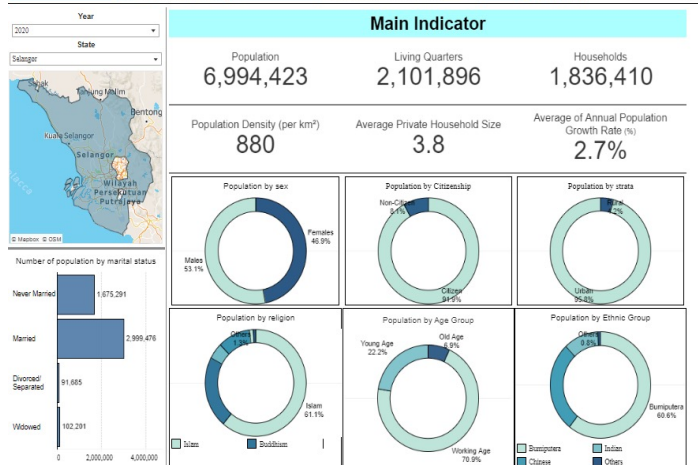
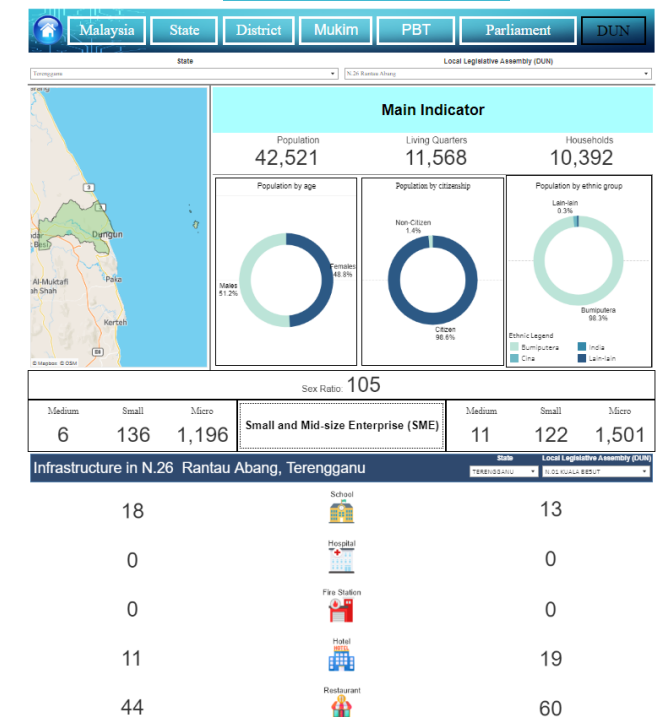
### STATES



### ADMINISTRATIVE DISTRICT



### SLAs






## OPEN DOSM DASHBOARD <https://open.dosm.gov.my/>

OpenDOSM [Home](#) [Data Catalogue](#) [Dashboards](#) English

**Data: The backbone of effective governance**

OpenDOSM is a platform that catalogs, visualises, and analyses DOSM's wealth of data. Everything on this site is open-sourced and freely available for the nation's benefit. If data is the new oil, then openness is the pipeline that maximises its value.

### Malaysia at a Glance



### Check out the hottest datasets on OpenDOSM:

Data as of 20 Mar 2023, 23:59

This data is intended to help you get a sense of how other users interact with our site. However, if you know what you're looking for, head on over to our Data Catalog to find the most relevant data for you!

[Today](#) [Past 1 month](#) [All-time](#)

<b>Dashboards</b> 16	<b>Datasets available</b> 264	<b>Resource views</b> 1,281	<b>Resource downloads</b> 72
-------------------------	----------------------------------	--------------------------------	---------------------------------

<p><b>Most viewed dashboards</b></p> <ol style="list-style-type: none"> <li>Kawasanku <span>126</span></li> <li>Consumer Prices <span>46</span></li> <li>Gross Domestic Product (GDP) <span>46</span></li> <li>Labour Market <span>37</span></li> <li>Drug Addiction <span>33</span></li> </ol>	<p><b>Most viewed datasets</b></p> <ol style="list-style-type: none"> <li>Diesel Price <span>21</span></li> <li>Mean Income by Percentile and State <span>16</span></li> <li>RON95 Petrol Price <span>15</span></li> <li>Median Income by Percentile and State <span>14</span></li> <li>PriceCatcher: 2023/03 <span>13</span></li> </ol>
---	--

OpenDOSM [Home](#) [Data Catalogue](#) [Dashboards](#) English

**ECONOMY**

### Consumer Prices

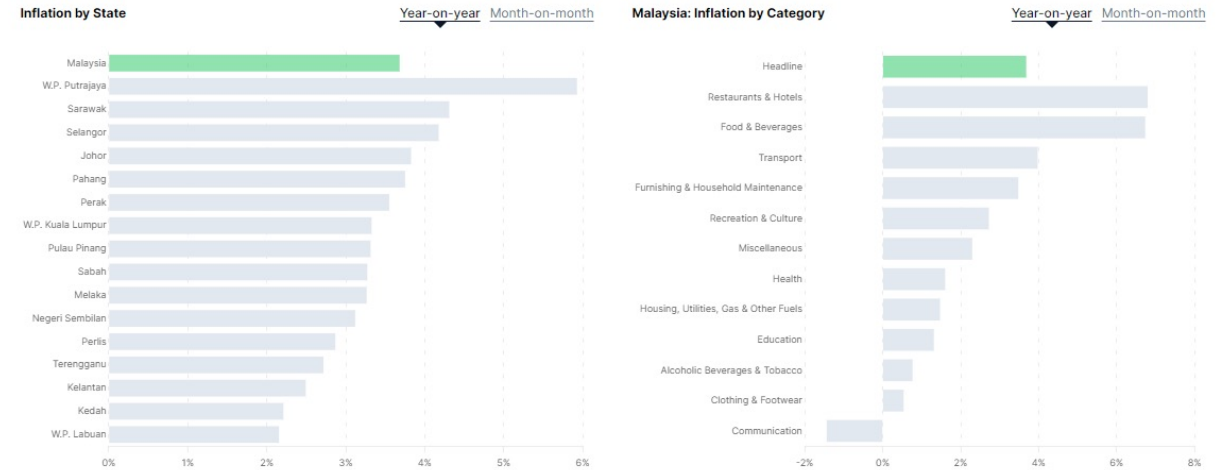
The Consumer Price Index (CPI) is a monthly publication by DOSM which presents statistics on the cost of purchasing 12 main groups of goods and services. This is consistent with the classification according to the United Nations "Classification of Individual Consumption According to Purpose" (COICOP). Malaysia's CPI is compiled based on prices that are collected on either on a monthly basis (for all items) or weekly basis (for perishable food items). Rents are collected once in a quarter.

Last updated 21 Mar 2023, 15:52

### A snapshot of inflation in Malaysia

Data as of 31 Jan 2023, 23:59

The time series charts below this section show trends; these bar charts summarise the latest inflation data at a glance. Click the bar for any state to get more granular inflation data for that state!





# Dissemination of Census data... (cont'd)



HOME

CENSUS INFO

MEDIA

CENSUS PRODUCT

Search ...



atest Info

Who will be counted in MyCensus 2020?

## BANCI MALAYSIA

www.mycensus.gov.my



@MyCensus2020  
@StatsMalaysia



## MyCensus 2020

Congratulations to all Malaysians,  
you have been counted!

## THANK YOU

Department of Statistics Malaysia would like to thank all Malaysians and residents of Malaysia who have worked together to make **Malaysia Population Census 2020** a success; **all respondents, enumerators, media and federal and state government agencies** who have assisted in facilitating the **Census 2020** implementation

Your cooperation is highly appreciated

**YOUR DATA IS OUR FUTURE**

## Population Clock



World

7,797,748,516



Malaysia

32,698,997



State

[More...](#)



Top

## "STATISTICS BLOOM IN HARMONY"

Doesn't matter far or near  
Strength in numbers  
we don't live in fear

Birds of feather flock together  
Statistics our form of adour  
We, will always live it up

So let us live in solidarity  
And in the world arena we'll  
succeed

It is statistics that will come to be  
The reason we will bloom in  
harmony

Everybody undivided  
Data's where our hearts reside in  
There will always be a bind

Just like fire that ignites  
That's how brightly lit our dreams are  
We'll reach higher than the stars

Sending love to one another  
Leaving no one in a slumber  
We will stand with unity

Mustering our courage while  
Embracing our disparities  
We'll achieve our victory

One dream with unity  
One love with harmony



"STATISTICS BLOOM  
IN HARMONY"  
VIDEO

<https://bit.ly/StatisticsBloomInHarmony>

# THANK YOU



20 OCT



2016 - 2030



PSSN



StatsMalaysia

[www.DOSM.gov.my](http://www.DOSM.gov.my)

