

Statistics Sweden's readiness to produce statistics in
accordance with the revised conceptual framework
on
international migration stocks and flows

Nikolaus Koutakis, Statistiks Sweden

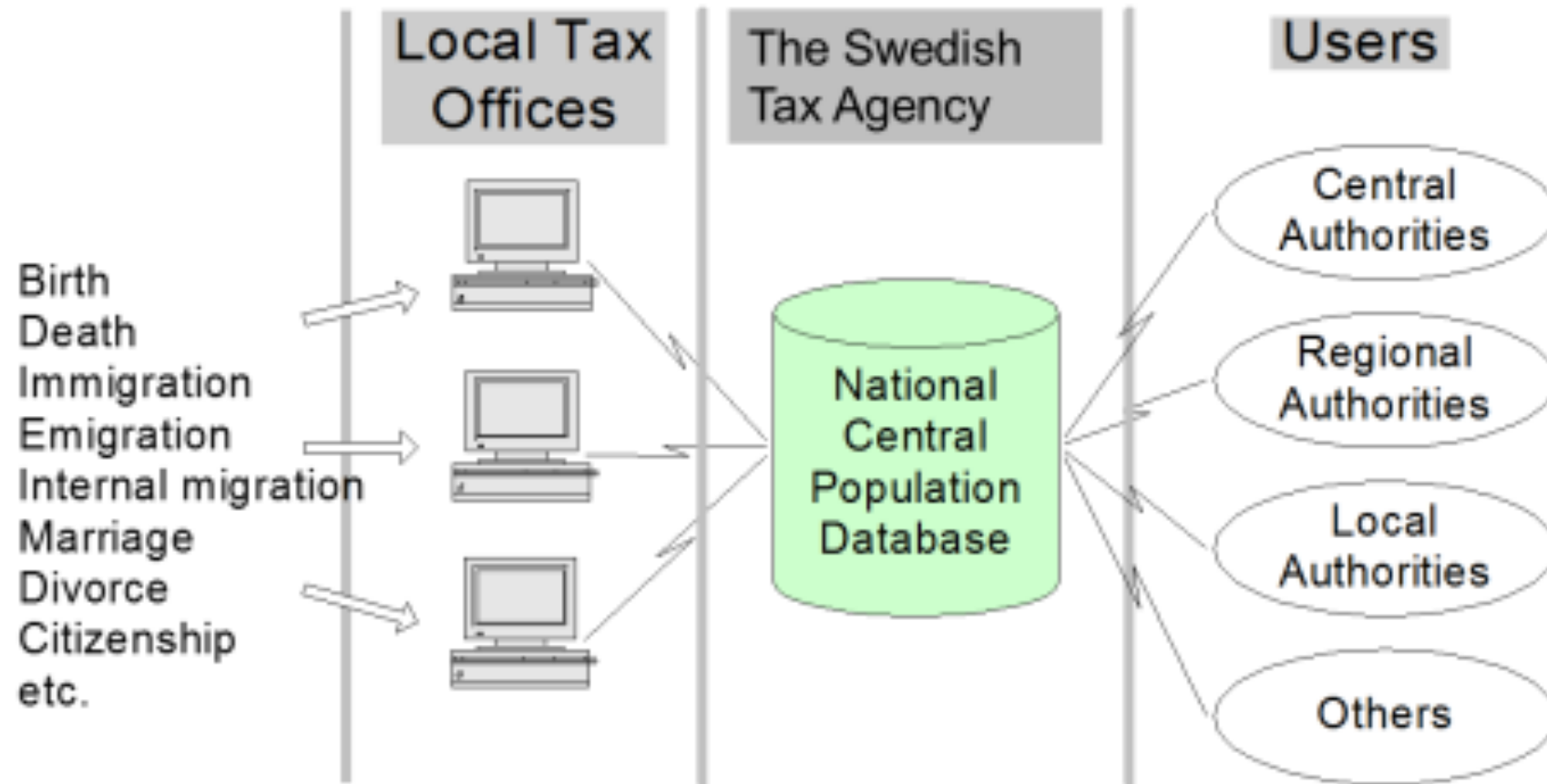


Swedish residents

Eligible for applying: those having the right to live in Sweden for at least one year:

- are a citizen of a Nordic country
- have right of residence as an EEA citizen or a family member of someone with right of residence
- have a residence permit from the Swedish Migration Agency

Population registration system



The personal identity number

- All residents are granted a unique personal identity number
- The number is used widely in interactions with the state and businesses

Example of a personal identity number for a person born on 25-dec-1980:

801225-1234

YYMMDD-XXXX



The personal identity number allows us to:

- Link different administrative records: education, employment, income, health, housing, etc.
- Follow the same individual over time
- Create parent-child links: intergenerational studies

Examples of topics of disaggregation

Individual variables:

Personal identity number
Sex
Date of national registration
County, Municipality
Country of birth
Place of birth
District
Date of citizenship
Country of citizenship
Date of civil status
Civil status
Age at 31 December
Most recent date of immigration
Country of emigration
City of emigration in the Nordic countries
Foreign/Swedish background

Relationship variables:

Personal identity number, husband/wife/partner
Sex, related person
Personal identity number father and mother
Country of birth, father and mother
Personal identity number adoptive father and adoptive mother
Date adoptive father and adoptive mother
Personal identity number, cohabitant
Personal identity number guardian 1 and 2
Number of persons in the family
Number of children, regardless of age
Number of children below 22, 18 and six years
Age of the youngest child

Household variables/Individual variables in the household:

Household identity
Type of household
Status within the household
Number of persons in the household
Number of children, regardless of age
Number of children below 25, 18 and six years
Age of the youngest child
Dwelling unit identity
Guardian of children in own and/or other dwelling
Close relative
Child/parent relationship

Advanced statistical system covering residents

Can produce statistics according to the Core Migration Indicators for both stocks and flows, disaggregated by the primary and secondary topics:



Table 1.a Core migration indicators and topics for policy area 1 on measuring international migration and temporary mobility stocks and flows



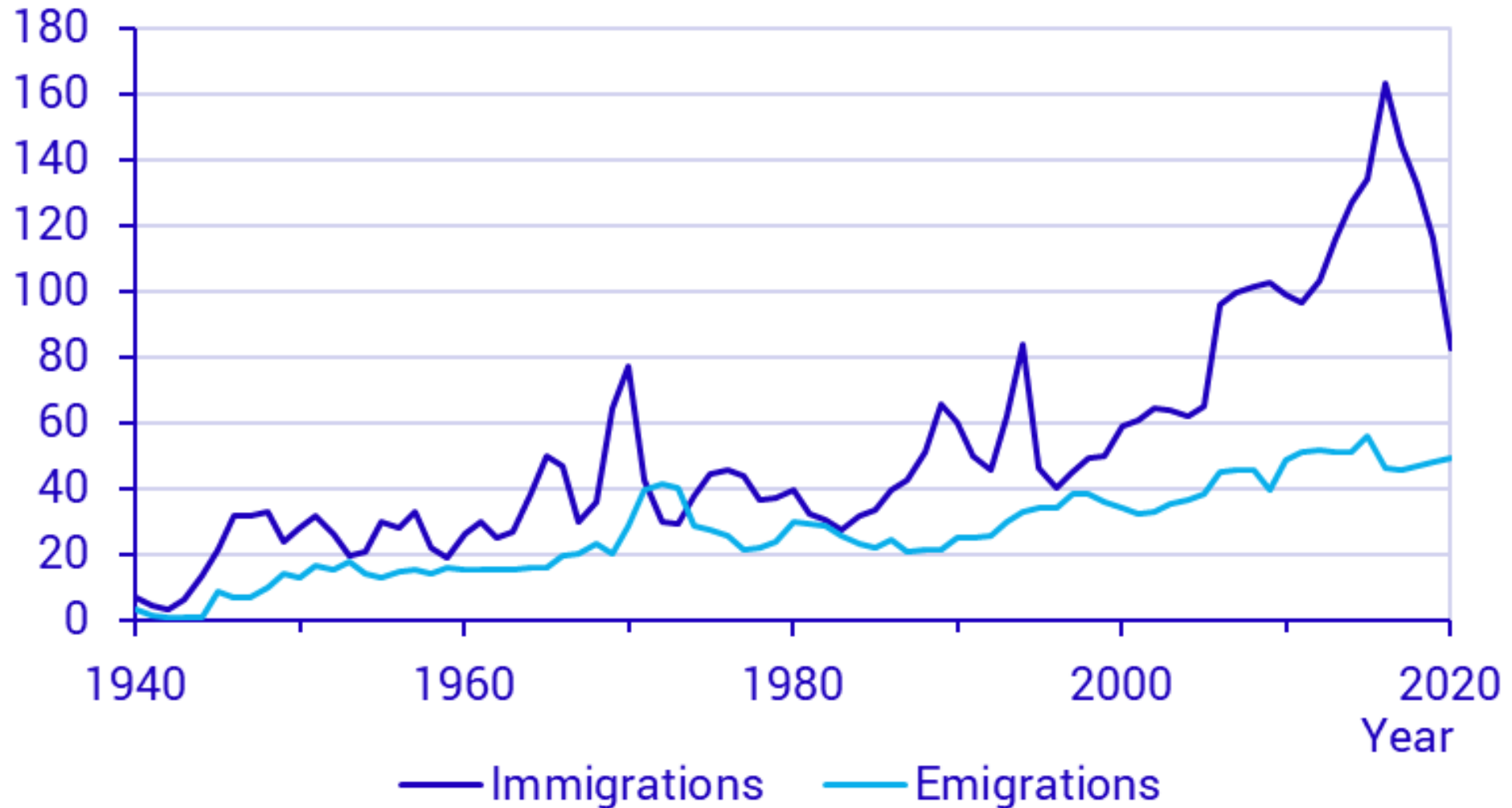
Policy Area 1: Improve the measurement of international migration and temporary mobility stocks and flows

5 CORE INDICATORS that all countries should regularly collect and produce

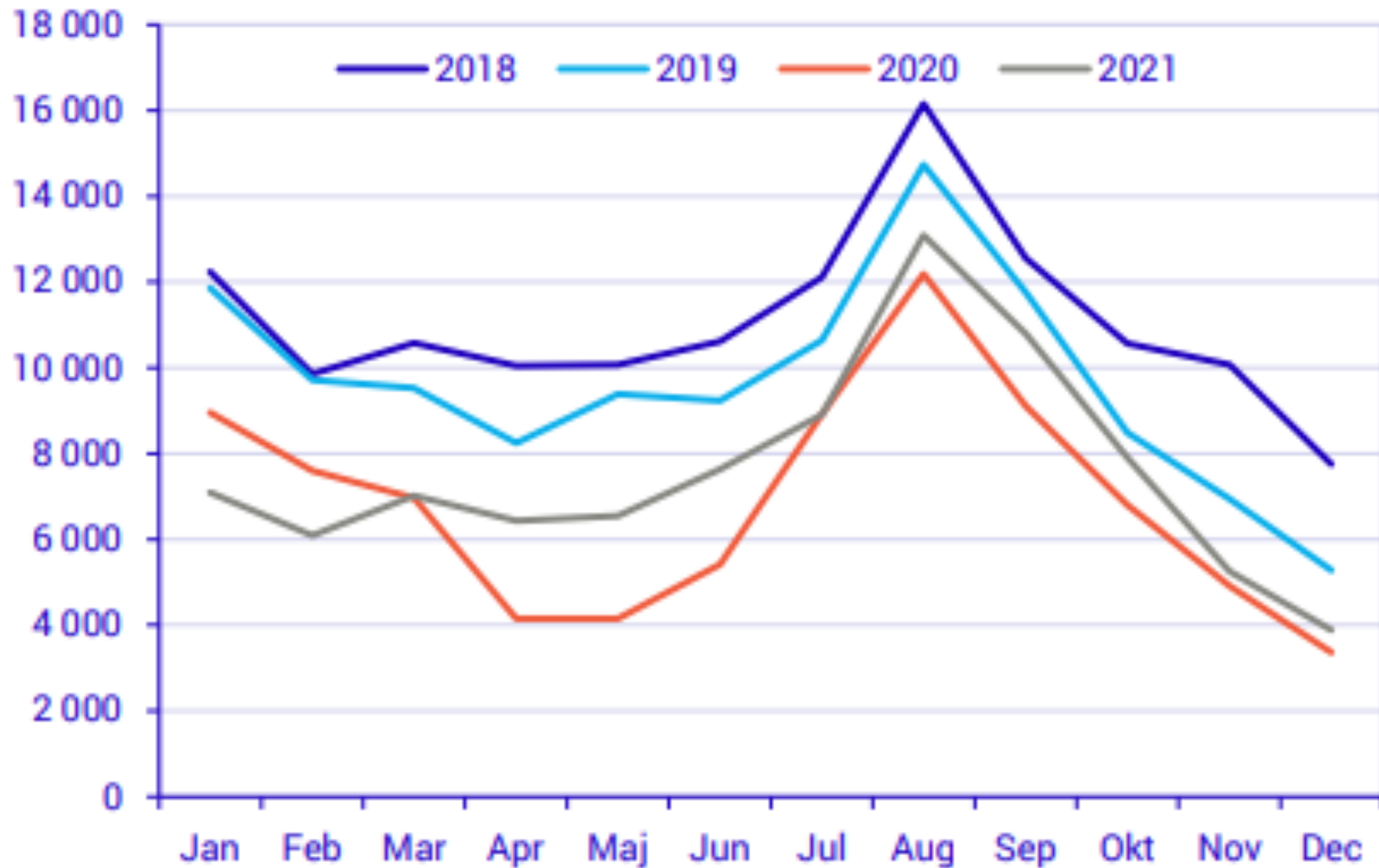
CORE				ADDITIONAL
		Migration Indicator	Primary topics for disaggregation	Secondary topics for disaggregation
Stock	MI 1.1	Proportion of _____ in the total resident population Foreign-born population Foreign citizen Foreign-born citizen Native-born foreign citizen Foreign-born foreign citizen	1.Age 2.Sex 3.Country of birth 4.Country of citizenship	Duration of stay, educational attainment, labour force status, location of residence within country
	MI 1.2	Proportion of _____ obtaining citizenship Native-born foreign citizen Foreign-born foreign citizen	1.Age 2.Sex 3.Country of birth 4.Country of citizenship	Educational attainment, labour force status, location of residence within country
Flow	MI 1.3	Annual number of immigrants	1.Age 2.Sex 3.Country of birth 4.Country of citizenship	Country of previous residence, educational attainment, reason for move, labour force status prior to move, settlement location within country
	MI 1.4	Annual number of emigrants	1.Age 2.Sex 3.Country of birth 4.Country of citizenship	Country of next residence, educational attainment, reason for move, labour force status, departure location within country
	MI 1.5	Annual total net migration	1.Age 2.Sex 3.Country of birth 4.Country of citizenship	

Migration flow trends

Arrivals and departures (in thousands)

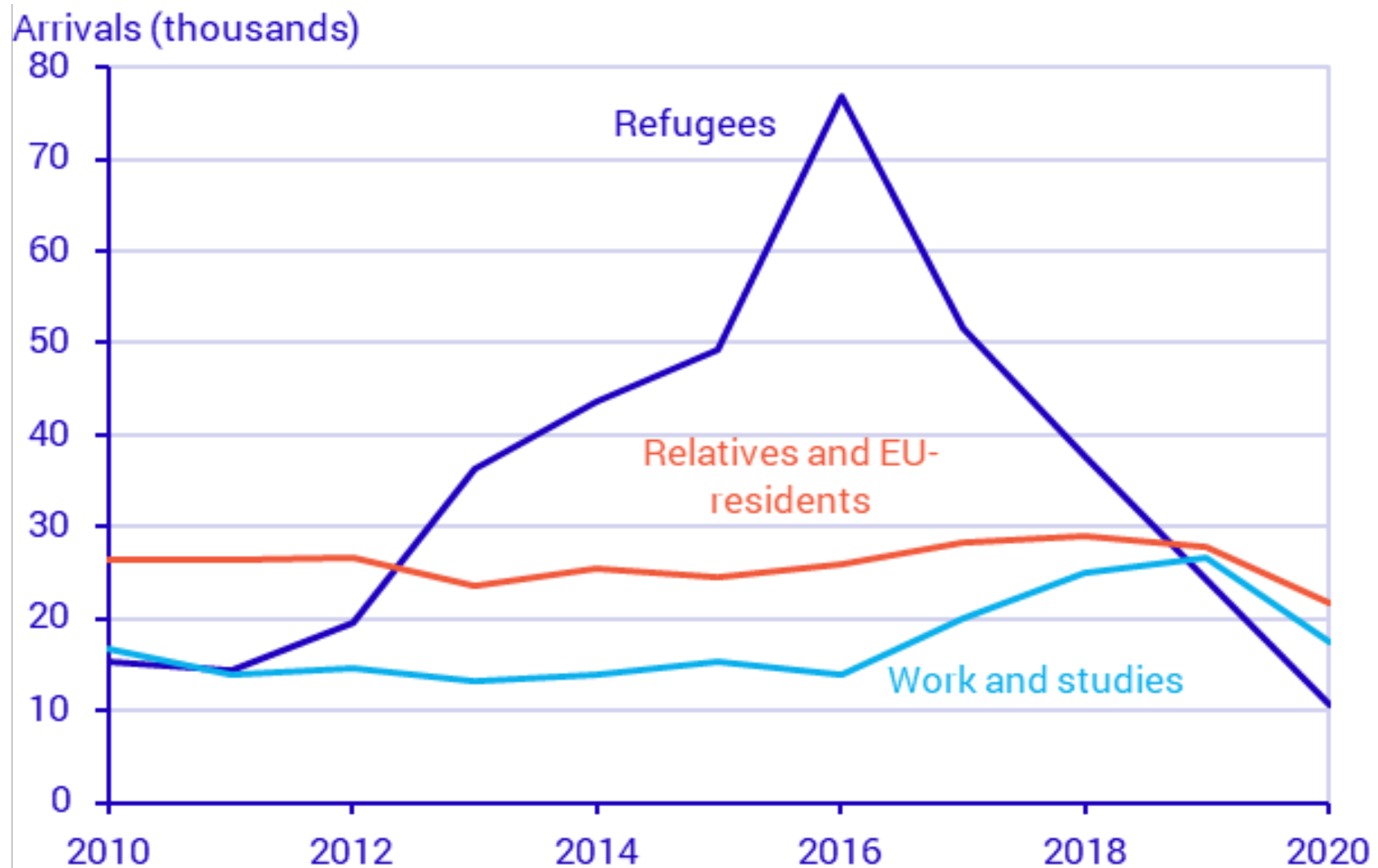


Immigration during the pandemic



Immigration by type of residence permit

Persons born outside of the Nordics and EU, 2010-2020

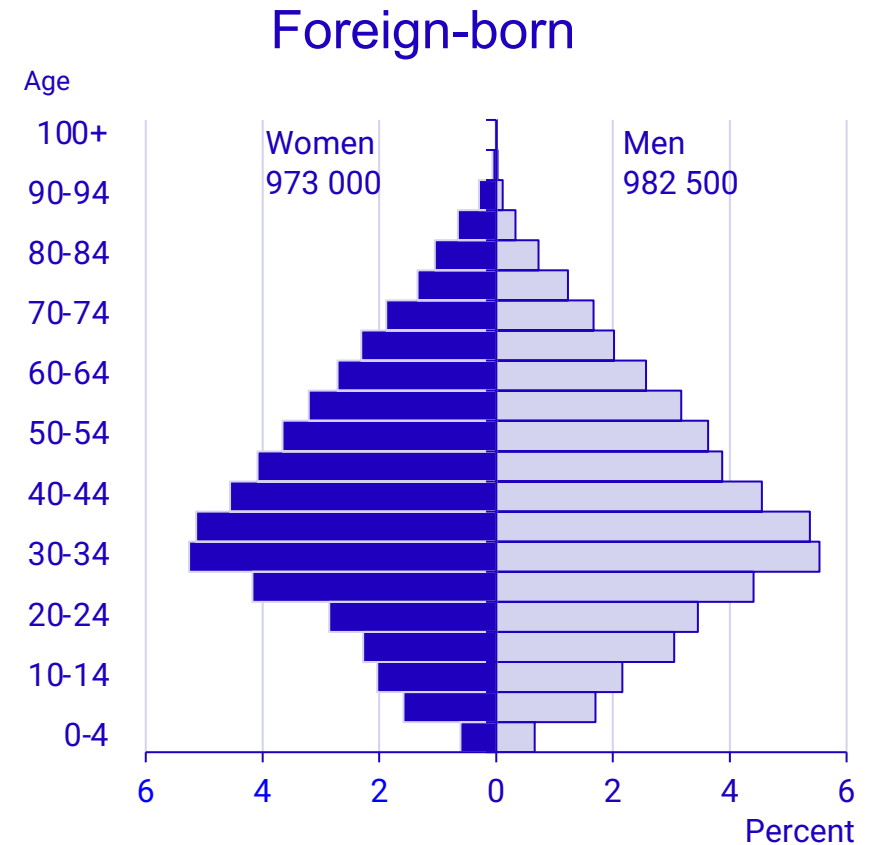
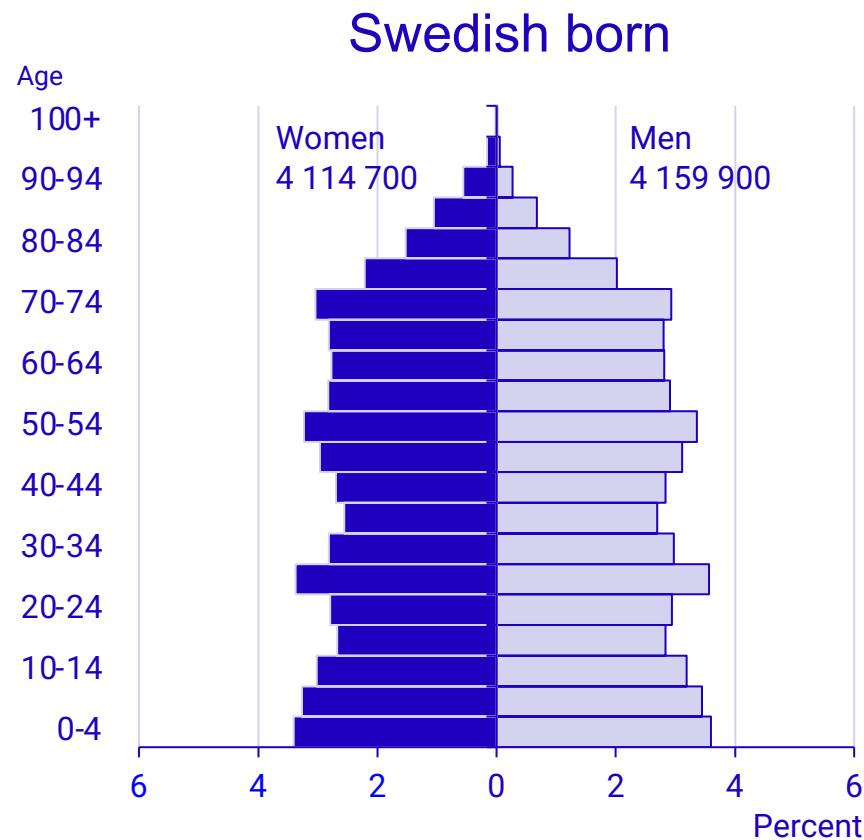


Percent gainfully employed in 2018: men ages 25-34, by region of birth and year of immigration to Sweden



Sex- and age distribution by country of birth, 2018

Percentage distribution and numbers



Source: Total Population Register, Statistics Sweden

Examples of groups of individuals living in Sweden not meeting the criteria for a resident:

- Asylum seekers
- Applicants under the Temporary Protection Directive
- Work permits less than 12 months

Data not shared with Statistics Sweden

Table 1.b Additional indicators and topics for policy area 1 on measuring international migration and temporary mobility stocks and flows

ADDITIONAL			
	Temporary Migration Indicator (TMI)		Primary topics for disaggregation
Stock	TMI 1.6	Number of foreign citizens temporarily present in the country who are _____ (a) cross-border workers (b) engaged in seasonal work (c) other types of employment (d) engaged in training (e) seeking health-related treatments (f) asylum seekers in transit	1.Age 2.Sex 3.Citizenship status 4.Duration of stay
Flow	TMI 1.7	Annual number of foreign citizens entering the country temporarily for _____ (a) cross-border workers (b) engaged in seasonal work (c) other types of employment (d) engaged in training (e) seeking health-related treatments (f) asylum seekers in transit	1.Age 2.Sex 3.Citizenship status
	TMI 1.8	Average duration of stay for foreign citizens entering the country temporarily who are _____ (a) cross-border workers (d) engaged in training (e) seeking health-related treatments (f) asylum seekers in transit	1.Age 2.Sex 3.Citizenship status
	TMI 1.9	Annual number of _____ departing the country for temporary stays abroad Foreign citizen Citizen population	1.Age 2.Sex 3.Citizenship status 4.Duration of stay



Policy Area 2: Address irregular cross border movements and visa overstays

6 CORE INDICATORS that all countries should regularly collect and produce

CORE				ADDITIONAL
	Migration Indicator (MI)	SDG Indicator	Primary topics for disaggregation	Secondary topics for disaggregation
MI 2.1	Number of the resident population considered irregular migrants		1.Age 2.Sex	Country of birth, country of citizenship, Reason for move, geographic location (urban, rural), duration of stay, border point entrance (land, sea, air), type of irregularity (entry, residence, employment)
MI 2.2	Annual number of irregular arrivals		1.Age 2.Sex	Reason for move, geographic location (urban, rural), duration of stay, border point entrance (land, sea, air)
MI 2.3	Annual number of regularizations		1.Age 2.Sex 3.NB/FB status	Reason for move, country of birth, country of citizenship, geographic location, duration of stay
MI 2.4	Number of persons in detention due to entering the country illegally in a given year		1.Age 2.Sex 3.Accompanied/unaccompanied (if minors)	Geographic location of detention center (urban, rural), reason for detention
MI 2.5	Annual number of deportations		1.Age 2.Sex 3.NB/FB status	Country of citizenship, duration of stay
MI 2.6	Number of people who died or disappeared in the process of migration towards an international destination	10.7.3 ¹⁵	1.Age 2.Sex 3.NB/FB status 4.Citizenship status	Major administrative unit, cause of death, country of death

Statistics Sweden compiles detailed information on migration stocks and flow covering the resident population.

Information on temporal mobility stocks and flows and on irregular border movements and visa overstays are available at the responsible authorities but not regularly reported to Statistics Sweden.

Nikolaus Koutakis, Statistiks Sweden
nikolaus.koutakis@scb.se

