



PRIME MINISTER'S DEPARTMENT
DEPARTMENT OF STATISTICS MALAYSIA

**SECTION 5:
DATA COLLECTION AND PRODUCTION STRATEGIES TO
IMPLEMENT THE REVISED CONCEPTUAL FRAMEWORK ON
INTERNATIONAL MIGRATION AND POTENTIAL DATA SOURCES**

20 JUNE 2022 | MONDAY | 4:00-5:30PM

Malaysia



   
StatsMalaysia
www.DOSM.gov.my





- The absence of international standards regarding concepts, definitions and methodologies for the **measurement of international migration** continues to be a major obstacle to the production of harmonized statistics.
- In Malaysia practice, two types of populations are needed which are the resident population and temporary population for the compilation of statistics on international migration and temporary mobility.
- **DOSM only compiles the resident population statistics to be used as input for mid-year and quarterly population estimates for non-citizens categories.**
- The resident population consists of individuals who lived in Malaysia for **six months or more in the reference year.**
- International migration is the movement of people in and out to/from Malaysia. Data is not available for in and out-migration of Malaysian citizens. International migration only involves the changes with regards to non-Malaysian citizens.



POPULATION CENSUS

- Conducted once every 10 years
- Six population census conducted
- 1970, 1980, 1991, 2000, 2010 and 2020
- For citizens and non-citizens



ADMINISTRATIVE DATA

- Administrative data were obtained from Immigration Department of Malaysia, National Registration Department, Ministry of Higher Education (MOHE), United Nations High Commissioner for Refugees (UNHCR)
- Received monthly and annually
- Migration data refers to Non-citizens who had stayed or intended in Malaysia for **six months or more in the reference year**



SURVEY/ CENSUS

- The survey/census data does not cover the entire non-citizen population and is only targeted at respondents according to the objectives of the survey/ census
- Conducted monthly and every five years
- Survey contains non-citizens categories such as foreign workers (eg: Labour Force Survey for monthly survey and Economic Census which conducted every five years)

NON-CITIZENS POPULATION ADMINISTRATIVE DATA SOURCES



Malaysia relies on Population and Housing Census to estimate and improve the Non-citizens data. Administrative registers from other government department and agencies were used as the main source of international migration comprise of:



Permits from Immigration Department of Malaysia

- Foreign workers
- Expatriate
- Professional Visit Pass
- Resident pass
- Dependent's pass
- Long-Term Social Visit Pass



Students visa from Ministry of Higher Education (MOHE)



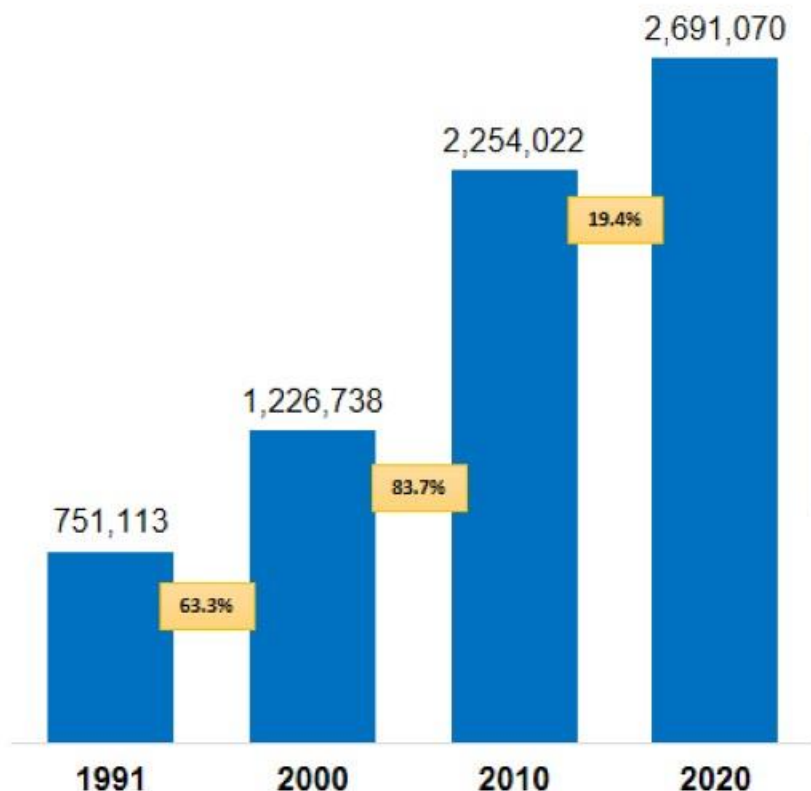
Non-citizens registers (Permanent and Temporary Resident Pass) from National Registration Department (NRD)



Number of registered refugees and asylum seekers from the United Nations High Commissioner for Refugees (UNHCR)

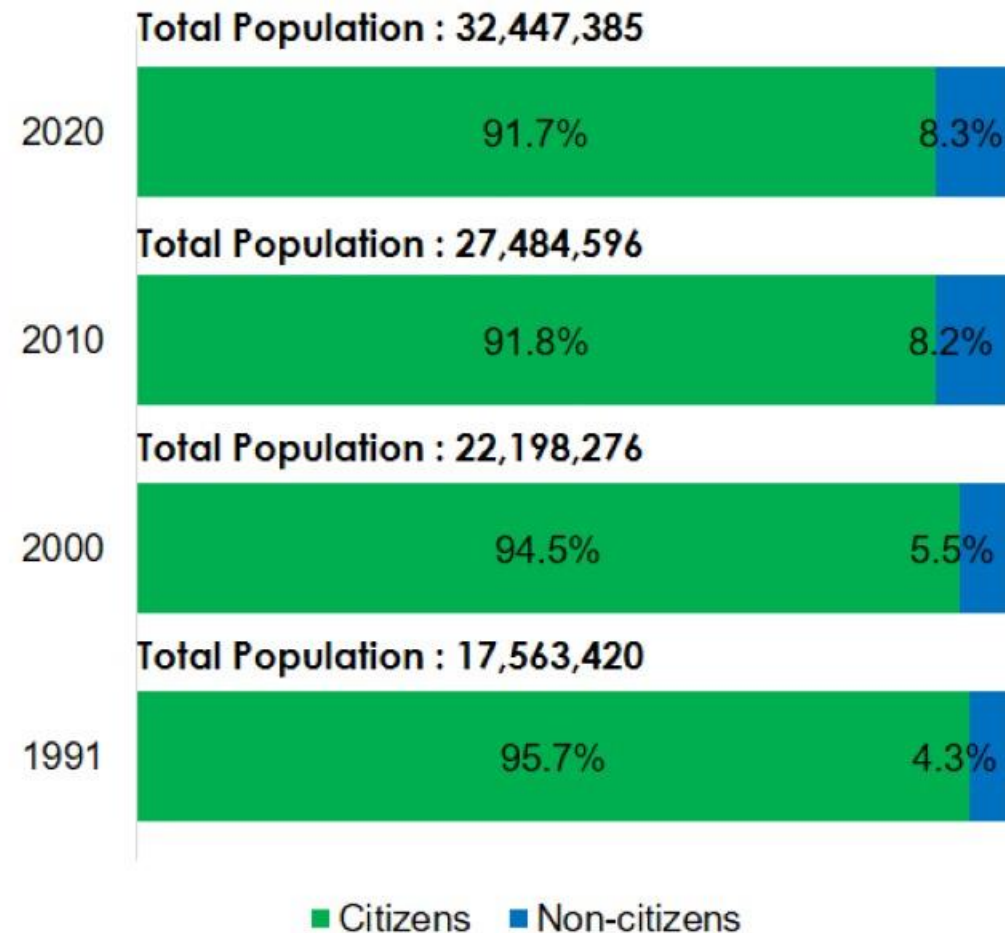


Non-citizens population

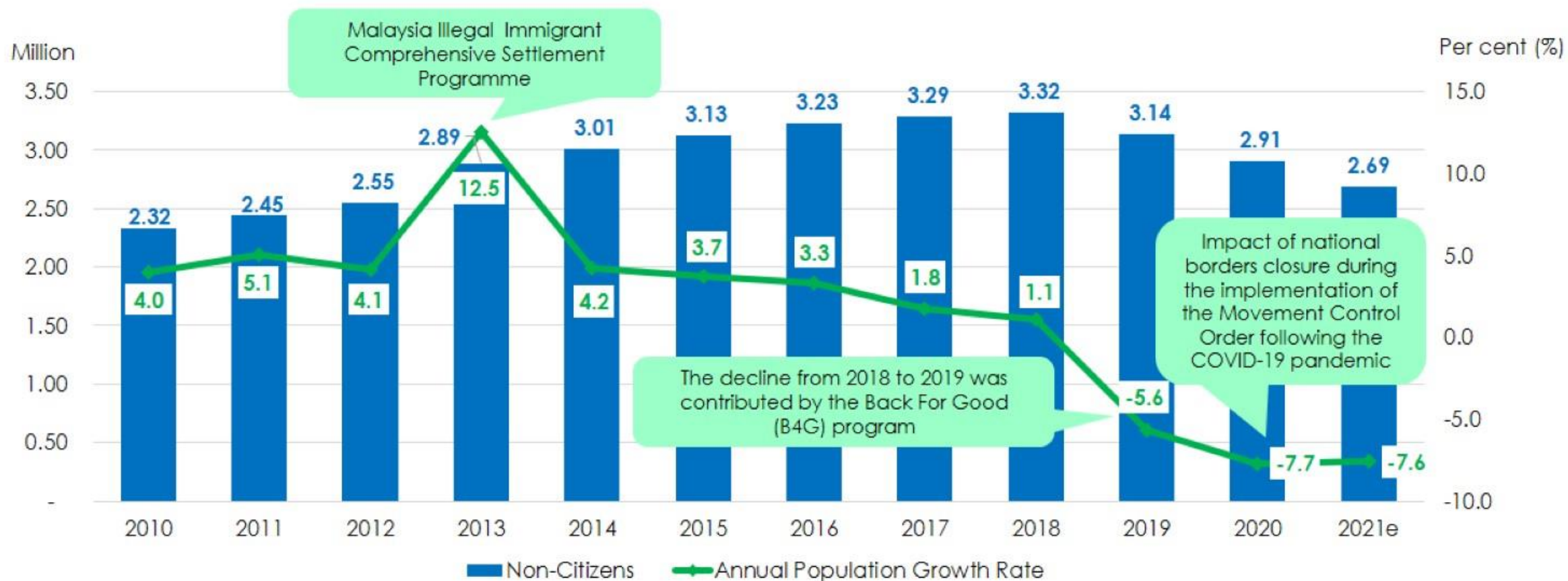


- Within 10 years, the **non-citizens population** increased by 19.4 per cent in 2020 as compared to 2010.
- In 2020, the total of **non-citizens population** in Malaysia was only **8.3 per cent**, while Malaysian citizens were 91.7%.

Population composition by citizenship



NON-CITIZENS POPULATION ESTIMATES, MALAYSIA, 2010-2021



Year	2010	2011	2012	2013	2014	2015	2016	2017	2018	2019	2020	2021 ^e
Non-Citizens	2,324,540	2,445,105	2,548,301	2,888,017	3,012,291	3,126,134	3,230,025	3,287,522	3,322,718	3,140,368	2,906,630	2,693,078
Annual Population Growth Rate (%)	4.0	5.1	4.1	12.5	4.2	3.7	3.3	1.8	1.1	(5.6)	(7.7)	(7.6)

Source: Current Population Estimates, Malaysia, 2010-2021



01

Use of different terminology

- As it is often very difficult to compare migration data due to different terminology, definitions, durations, types of movements and categories used, it is critical to work towards ensuring that government ministries apply the same or similar definitions for specific international migrant categories.

02

Incomplete data

- Existing data in ministries and agencies is still insufficient in producing a comprehensive international migration database.

03

Data sharing

- It requires strong cooperation from ministries and agencies as data providers in data sharing especially in ensuring that data acquisition is consistent and real-in-time data.
- 'Mirror statistics' - information on Malaysian citizens resides in other countries.

04

Different data collection objectives

- Different data collection objectives from ministries and agencies affect data coordination in terms of target users, scope & coverage and uniformity of variables.



INTERNAL MIGRATION SURVEY



   
StatsMalaysia
www.DOSM.gov.my





- Currently, Malaysia has already published the **internal migration** since 2007 which presents the annual statistics of the population's migration, pattern and magnitude at state level as well as the demographic and socioeconomic characteristics of migrants.
- The Migration Survey is conducted based on the guidelines and recommendations of the United Nations with reference to the Manuals on Methods of Estimating Population, Manual VI: Methods of Measuring Internal Migration.
- The implementation of this survey is integrated with the Labour Force Survey (LFS) which is conducted on a monthly basis from July to December to provide statistics on internal migration at the national level.
- The Migration Survey is implemented annually since 1981. Starting 2017, this survey is conducted biennially.
- Objective of the survey are to provide **population movements estimate** at state level; to obtain information on the **demographic** and **socio-economic** characteristics of migrants and **inputs** for the preparation of current population estimates and population projections.



Coverage

- Only *fresh* sample
- Respondent at selected living quarters (*de jure concept*)
- Aged 1 year and above

Implementation

- A module in the Labour Force Survey (LFS)
- Conducted by monthly from January to December
- Annually till 2016
- Bi-annual starts in 2018

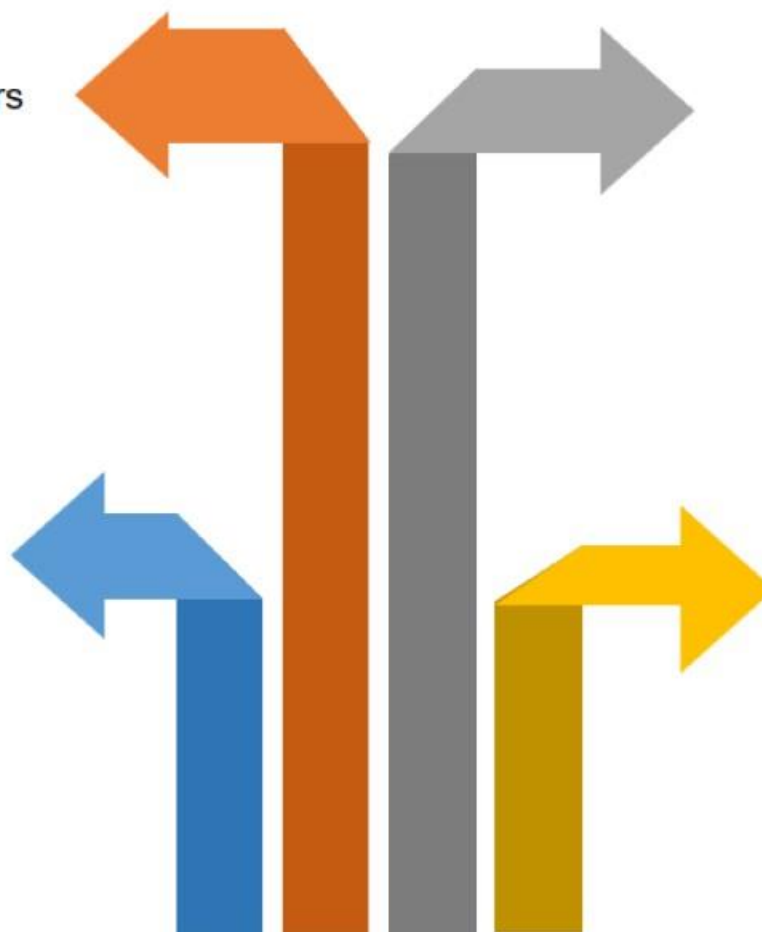
Reference Period



The reference period of the survey is “monthly moving reference period” that is:

Survey Month	Reference period
January	1 January 2021 to 1 January 2022
February	1 February 2021 to 1 February 2022
March	1 March 2021 to 1 March 2022
April	1 April 2021 to 1 April 2022
May	1 May 2021 to 1 May 2022
June	1 June 2021 to 1 June 2022
July	1 July 2021 to 1 July 2022
August	1 August 2021 to 1 August 2022
September	1 September 2021 to 1 September 2022
October	1 October 2021 to 1 October 2022
November	1 November 2021 to 1 November 2022
December	1 December 2021 to 1 December 2022

Collection Method

- Face to face interview
- For household members aged 1 year and over





1981-1983

1989-1990

2003

2007

2010

2016

2018

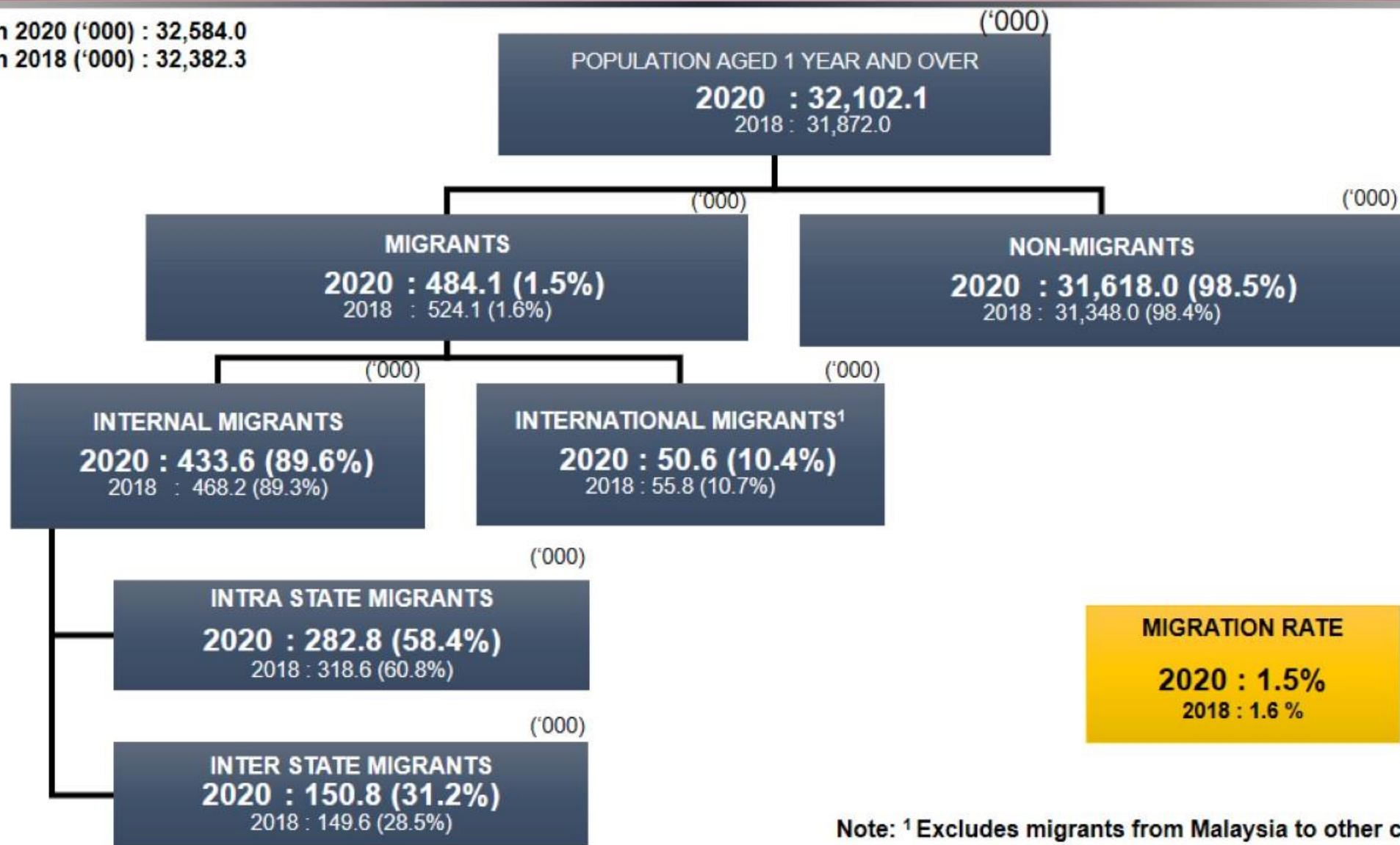
2020

The Migration Survey is implemented annually since 1981. Starting 2017, this survey is conducted biennially.

MAIN FINDINGS



Malaysia Population 2020 ('000) : 32,584.0
Malaysia Population 2018 ('000) : 32,382.3



Note: ¹ Excludes migrants from Malaysia to other countries



MAIN INDICATOR TIME SERIES



('000)

Year	Population aged 1 year and over	Non-Migrants	Total of Migrants (a+b+c)	Migrants			
				Internal Migrants (a+b)	Intra-state migrants (a)	Inter-state migrants (b)	International migrants (c)
1991-1992	18,094.3	17,164.2	930.2	851.9	529.6	322.3	78.2
1992-1993	18,729.0	17,769.5	959.5	844.8	523.6	321.3	114.7
1994-1995	19,556.3	18,754.3	802.2	720.1	434.6	285.5	82.0
1995-1996	20,603.1	19,619.1	984.0	835.4	478.9	356.5	148.6
1996-1997	21,146.4	20,257.7	888.6	788.2	450.8	337.5	100.4
1997-1998	21,687.8	20,861.6	826.2	748.6	436.5	312.2	77.6
1998-1999	22,173.5	21,439.4	734.1	610.3	346.5	263.8	123.8
1999-2000	22,718.7	21,881.8	836.9	729.6	458.8	270.9	107.3
2000-2001	23,351.3	22,468.2	883.1	771.4	444.3	327.1	111.7
2001-2002	23,900.9	23,005.0	895.9	766.1	471.1	295.0	129.8
2002-2003	24,377.6	23,504.2	873.4	739.4	433.0	306.3	134.0
2006-2007	26,045.6	25,610.6	435.0	363.7	220.9	142.8	71.3
2007-2008	26,593.8	26,216.0	377.9	337.9	181.0	156.9	40.0
2008-2009	27,409.1	26,992.3	416.8	369.6	201.6	168.0	47.2
2009-2010	28,049.5	27,519.1	530.4	449.1	309.5	139.6	81.4
2010-2011	28,497.8	27,776.8	721.0	623.5	423.8	199.7	97.5
2011-2012	28,915.8	28,137.8	778.0	687.9	469.9	218.0	90.2
2012-2013	29,625.7	28,868.8	756.9	661.6	467.5	194.1	95.3
2013-2014	30,020.8	29,268.4	752.4	649.0	436.2	212.8	103.4
2014-2015	30,410.4	29,608.4	802.0	709.0	508.0	201.0	93.1
2015-2016	31,061.1	30,424.5	636.6	564.9	406.6	158.2	71.8
2017-2018	31,872.0	31,348.0	524.1	468.2	318.6	149.6	55.8
2019-2020	32,102.1	31,618.0	484.1	433.6	282.8	150.8	50.6



- **Capacity Building** – in understanding the concepts, definitions and methodologies for the measurement of international migration especially involving the borders of the countries.
- DOSM in the early stage to measure international migration at national level, and such steps is being taken accordingly as below:
 - ✓ To establish the task force group comprises DOSM and other agencies such as National Registration Department, Immigration Department of Malaysia and other associated agencies;
 - ✓ To collect the administrative data about the international migrants (source from Immigration Department of Malaysia and relevant agencies).

THANK YOU



StatsMalaysia

www.DOSM.gov.my

