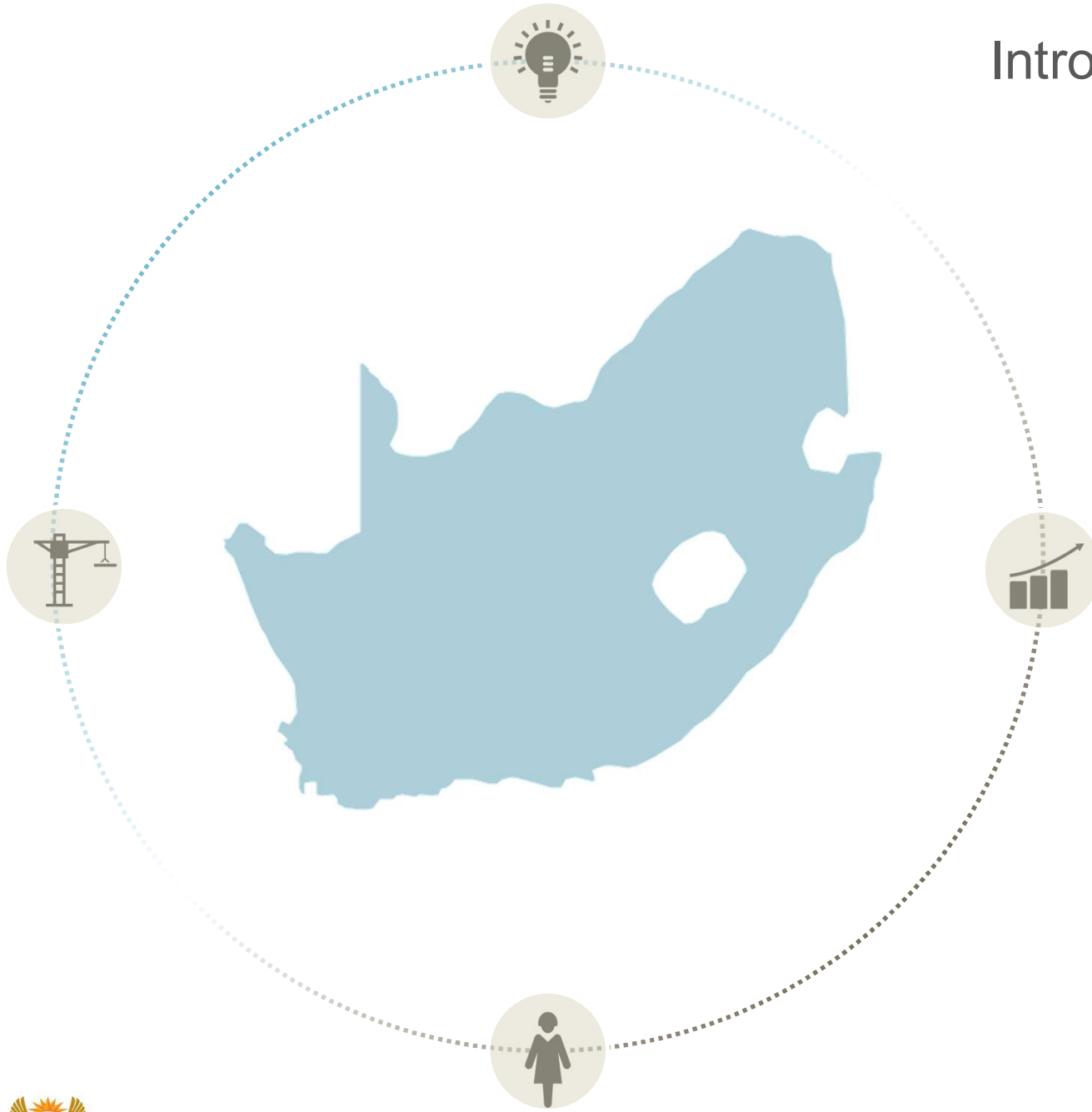


Introduction to Stats SA



stats sa

Department:
Statistics South Africa
REPUBLIC OF SOUTH AFRICA



Who are we?

A national government department

Accountable to the Minister in the Presidency: Planning, Monitoring and Evaluation

Mandated to:

- collect, produce and disseminate official and other statistics
- coordinate producers of statistics

Activities regulated by the Statistics Act (Act 6 of 1999) provides for independence and oversight by a council



stats sa

Department:
Statistics South Africa
REPUBLIC OF SOUTH AFRICA

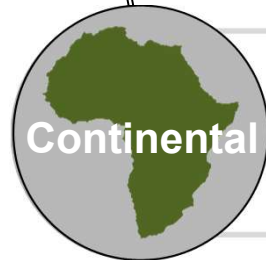


Mandate



Statistics Act (Act 6 of 1999)*
Statistical production
Statistical coordination

*Undergoing review



African Charter on Statistics
(African Union adopted 6 principles*)

*Still to be ratified by SA



Fundamental Principles of Official Statistics
(United Nations adopted 10 principles)



stats sa

Department:
Statistics South Africa
REPUBLIC OF SOUTH AFRICA



Stats SA at a glance

Around 3000
members of staff

*568 work programme
targets*

*R2,1 Billion (\$132,6 million)
Annual Budget*

*More than 250
statistical reports*



stats sa

Department:
Statistics South Africa
REPUBLIC OF SOUTH AFRICA



Stats SA publishes over 250 publications



stats sa

Department:
Statistics South Africa
REPUBLIC OF SOUTH AFRICA



What we do

Measuring Society

Health

Births

Deaths

Marriages

Divorces

Housing

Gender

Education

Population

Census

Labour

Poverty

Causes of death
Vulnerable groups

Access to Water

Access to Electricity

Access to Transport

CRIME

Youth unemployment
Single headed households



stats sa

Department:
Statistics South Africa
REPUBLIC OF SOUTH AFRICA



What we do

Measuring the Economy



Manufacturing

Trade

Finances
Provincial
spending

GDP

Forestry
Services

Employment

Transport sector
Government

Prices

Communication
Wholesale Trade
Buildings
Electricity

Mining

Agriculture

Consumer Price Index

Producer price Index

Primary Sector

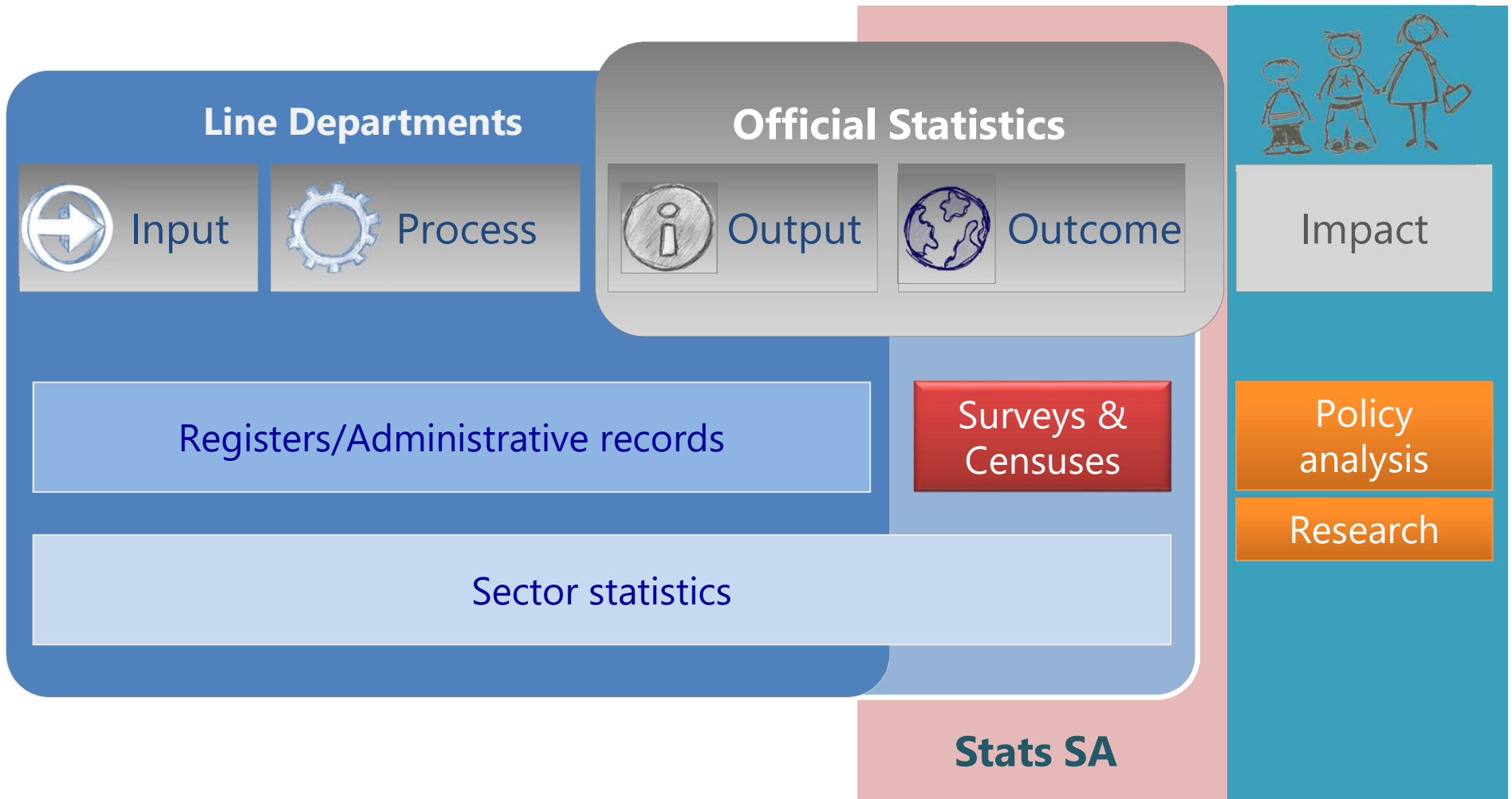


stats sa

Department:
Statistics South Africa
REPUBLIC OF SOUTH AFRICA



STATISTICAL PRODUCTION SYSTEM



stats sa

Department:
Statistics South Africa
REPUBLIC OF SOUTH AFRICA



Statistics Informing Policy

Policy (What?)

Triple scourge of

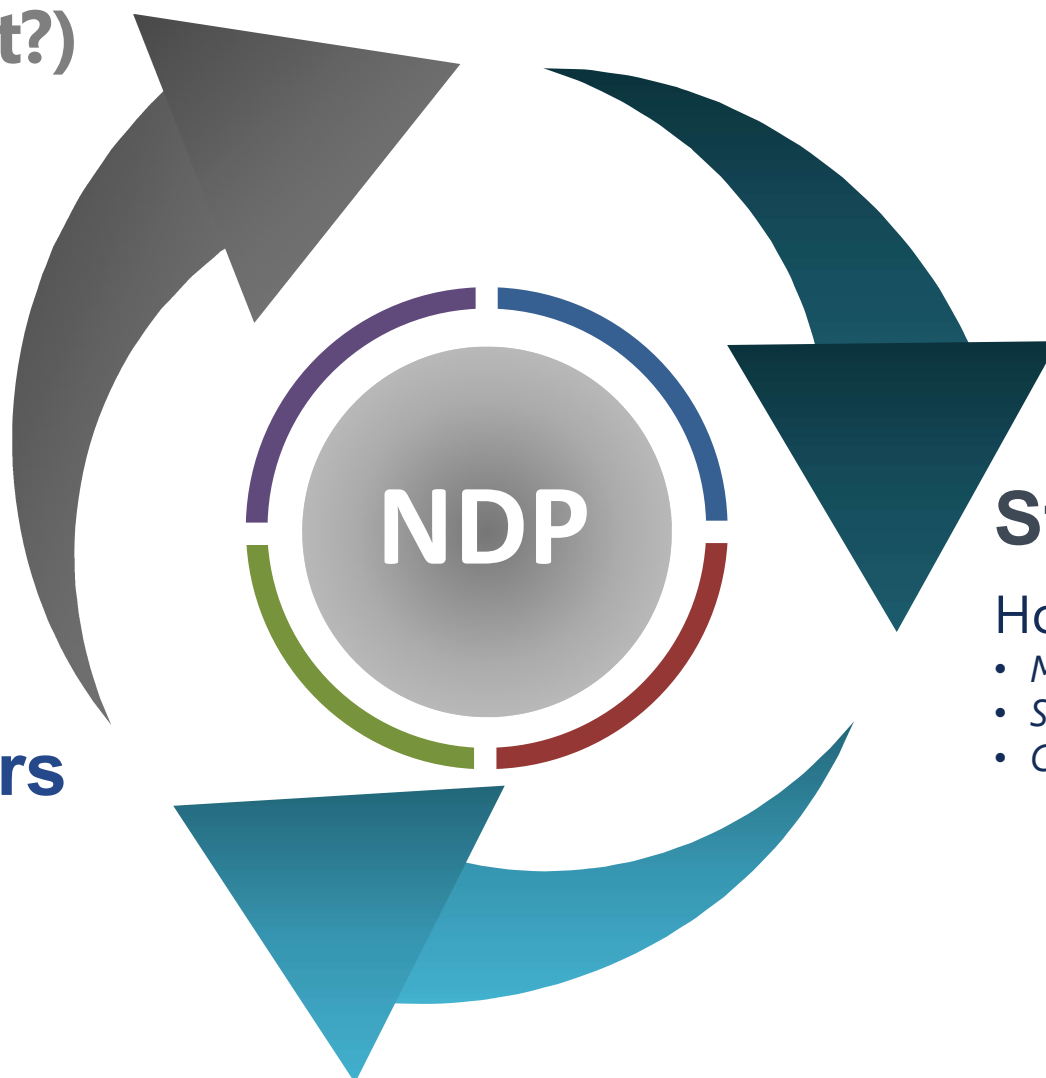
- *Poverty*
- *Unemployment*
- *Inequality*

Economic Growth,
Investment
and Redistribution

Policy Makers

Intervention
for example

- *EPWP*
- *Social Security*
- *Jobs Fund*



Statistics SA

How to measure

- *Methods*
- *Standards*
- *Certification*



stats sa

Department:
Statistics South Africa
REPUBLIC OF SOUTH AFRICA



Information about South Africa to make evidence-based decisions



stats sa
Department:
Statistics South Africa
REPUBLIC OF SOUTH AFRICA





Evidence-based decisions for the

Investor

Is South Africa
a country I can
to invest in?

Policy maker

Are social
grants
reducing
poverty?

Local
government
official

Which
villages in
my
jurisdiction
still require
access to
sanitation
services?

Entrepreneur

Which
towns can I
expand my
business
into?

Citizen

Is
government
really doing
its job in
providing
adequate
services?

Journalist

Is that claim
supported
by the data?



stats sa

Department:
Statistics South Africa
REPUBLIC OF SOUTH AFRICA



Accessing the information



stats sa

Department:
Statistics South Africa
REPUBLIC OF SOUTH AFRICA



stats sa
Department: Statistics South Africa
REPUBLIC OF SOUTH AFRICA

THE SOUTH AFRICA I KNOW, THE HOME I UNDERSTAND

Home Find Statistics Publications Census Suppliers About Us

2019 - Q1 = -3.2% q/q Unemployment 2019 - Q2 = 29% Population (Mid-year estimate) 58.78 million mid 2019 CPI July 2019=4.0% y/y PPI June 2019=+5.6 y/y GDP 2019 - Q1

CRVS DAY, AUGUST 10, 2019
"Birth Certificate for All: Fundamental for Protecting Human Rights and Promoting Inclusion"

African Union 60th Anniversary

Population GDP-R

Year

55,7 million
South Africa
2016

Province	Percentage
Western Cape	16.4%
Free State	10.1%
North West	10.1%
North	13.2%
Eastern Cape	11.2%
Western Cape	12.6%
Other	3.1%
Other	3.1%
Other	3.0%

Focus on improving Civil Registration and Vital Statistics

The second African Civil Registration and Vital Statistics (CRVS) Day will be commemorated on the 10th of August 2019, under the theme, "Birth Certificate for All: Fundamental for Protecting Human Rights and Promoting Inclusion". The fourth Conference of African Ministers responsible for Civil Registration, held in 2017, declared 10 August to be African Civil Registration and Vital Statistics Day, and advised member states...

Key Statistics

The People

Population 58.7 million (2016)

Unemployment 29% (2019)

The Economy

The Living Conditions

The Natural Environment

Explore

Statistics by place

- Municipalities

Statistics by theme

- People
- Economy
- Living Conditions
- Natural Environment

Publication Schedule Updated

- 26 Aug. Tourism and Migration
- 26 Aug. Statistics of Liquidations and...
- 28 Aug. Financial statistics of extra...

Recently Published

- Consumer Price Index (CPI)
- Food and beverages
- Land transport survey

What's in the field

What's in the field Updated

Press Room Press Statements Data Stories Interactive Graphics Public Data Explorer Publication Schedule Media Contact Subject area contacts Stats Biz Language Policy	My Municipality Municipal Profiles	In My Classroom IPBain Capacity Building Programme Mobile Brief Multilingual statistical terminology	Tools Miser Personal Inflation Calculator Roambi SIC Cober V7 SuperWEB2 Time Series Data Nesstar	Links SoCA 2017 Sustainable Development Goals National Development Plan National Statistics System (NSS) SAGQAF ASOD BRICS UNINCE GroupWare	Careers Vacancies Internship Bursaries
---	--	--	--	--	--

© Statistics South Africa | Access to information | Disclaimer

statssa.gov.za is the key dissemination point

CENSUS 2011

Provincial profile: Western Cape



The South Africa I know, the home I understand

Measuring poverty in South Africa
Methodological report on the development of the poverty lines for statistical reporting

Technical Report
D0300
November 2008

your leading partner in quality statistics

Trends in the percentage of children who are orphaned in South Africa: 1995-2005

National Accounts

Satellite Accounts

Information and Communication Technology satellite account for South Africa, 2012

Report No. - 04-07-01
March 2015

The South Africa I know, the home I understand

National Household Travel Survey
Free State profile

The South Africa I know, the home I understand

Income & Expenditure Survey 2010/11

Making your money work for you

Income and Expenditure of Households 2010/2011

Statistical release P0100

THE SOUTH AFRICA I KNOW, THE HOME I UNDERSTAND

Data available via print, digital and mobile



stats sa

Department: Statistics South Africa
REPUBLIC OF SOUTH AFRICA



Data available via print, digital and mobile

Kannaland

Kannaland Local Municipality is classified as a category B municipality. It is responsible for basic service provision to the towns of Calitzdorp, Ladismith, Van Wyksdorp, Zoar, as well as the surrounding farming communities. Kannaland is situated about 340km north east of Cape Town, along the famous tourism Route 62. It is linked by tarred main roads to all other major centres such as Oudshoorn (100km), Montagu (139km), George (160km), Mossel Bay (185km) and Port Elizabeth (420km). Both the administrative and legislative seats of Kannaland Local Municipality are located in Ladismith, with satellite offices in Calitzdorp, Van Wyksdorp and Zoar. (<http://www.localgovernment.co.za>)

Quick Fact
According to Census 2011, the Kannaland Local Municipality has a total population of 24 767

0,33%
Growth Rate

Key Statistics

Total population	24,767
Young (0-14)	28,7%
Working Age (15-64)	63,5%
Elderly (65+)	7,8%
Dependency ratio	57,5
Sex ratio	93,9
Population growth rate (2001-2011)	0,33%
Population density	5 persons/km2
Unemployment rate	17,3%
Youth unemployment rate	22,7%
No schooling aged 20+	6%
Higher education aged 20+	4,3%

204 ranking by population size

Rank By: Population size

2011	Rank	view all
Cape Agulhas, Western Cape	33,038	201
Tokologo, Free State	28,986	202
Umasobomvu, Northern Cape	28,376	203
Kannaland, Western Cape	24,767	204
Naledi, Free State	24,314	205

There are 6 212 households in the municipality, with an average household size of 3,9 persons per household. 76,4% of households have access to piped water inside dwelling/institution and 14,8% have water in their yard. Only 4,2% of households do not have access to piped water.

Quick Fact

89,7% of households have access to electricity for lighting



There are 6 271 employed persons in the municipality; the unemployment rate is estimated at 17,3%, which does not include the 372 discouraged work-seekers who have given up looking for work. Amongst the youth in the area, 2 725 are employed; the youth unemployment rate is estimated at 22,7%, which does not include the 244 youth who fall within the discouraged work-seeker group.

Quick Fact
17,3% unemployment rate

Chart Data

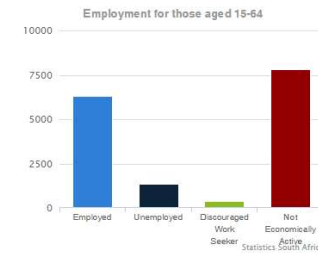


Chart Data

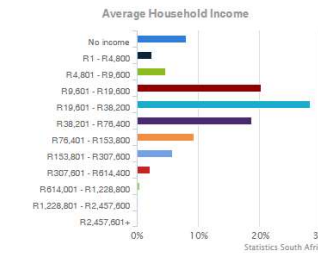


Chart Data

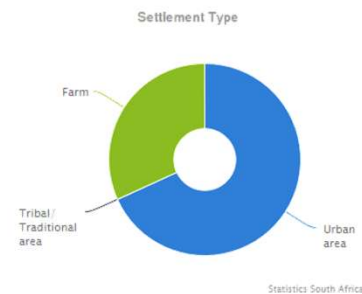
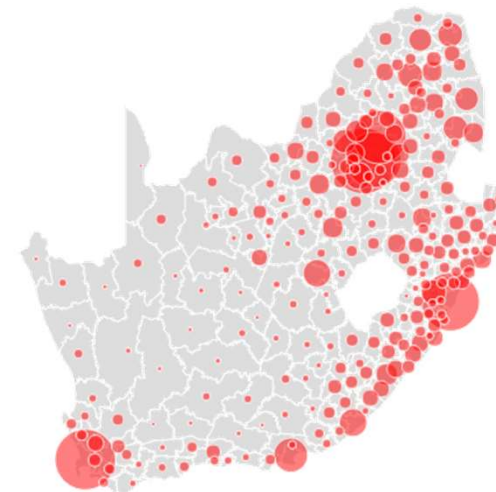
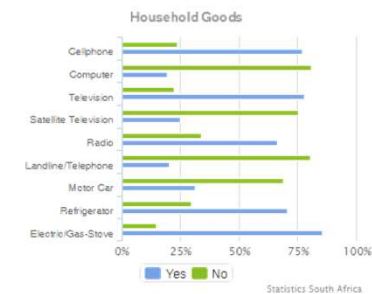


Chart Data



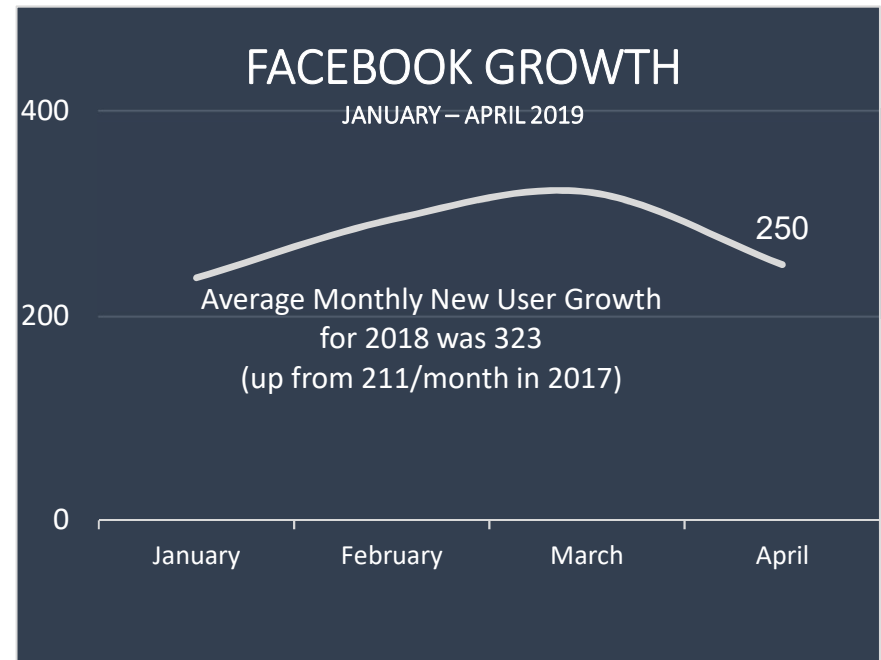
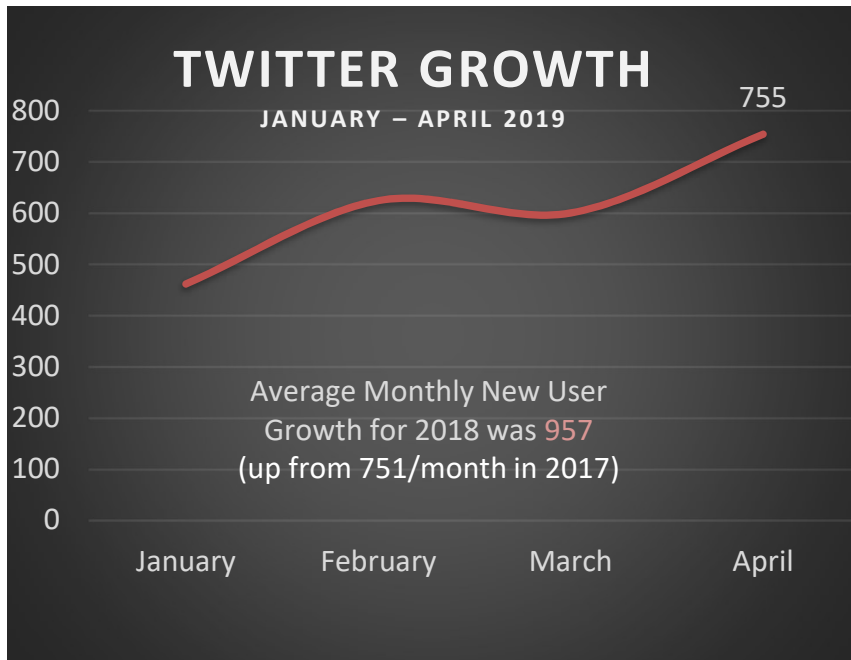
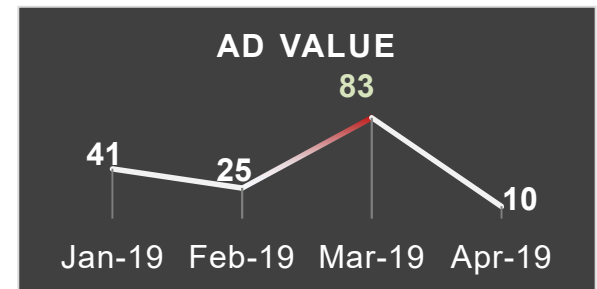
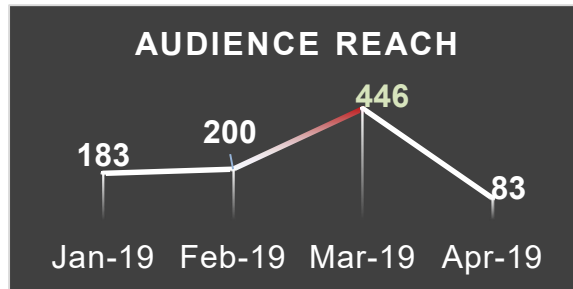
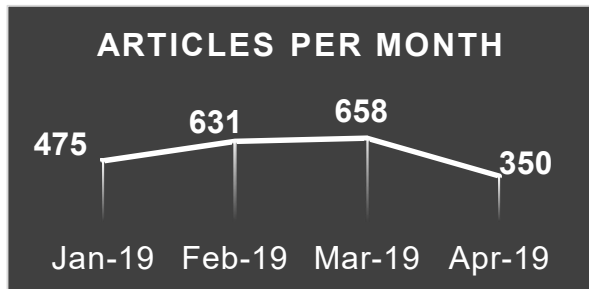
stats sa

Department:
Statistics South Africa
REPUBLIC OF SOUTH AFRICA





How are we measuring brand perception improvements or decline





Community See all

👍 16,856 people like this

📡 17,022 people follow this

Community See all


👍 17,380 people like this

📡 17,554 people follow this

Stats SA

Published by Vienie Botha [?]: February 1 at 2:58 PM · 🌐

Last week Statistician-General Risenga Maluleke lead a Stats SA delegation to Sakhisizwe High School and Solomon Mahlangu Secondary School near Port Elizabeth as we donated computers to the two schools. Learners and educators alike at both schools were very excited at the arrival of computers, opening a new world of opportunities for both schools.



Tweets **Following** **Followers** **Likes** **Lists**

7,614 **442** **39.7K** **513** **1**

6,451 People Reached

928 Engagements

- Photo
- Reviews
- Events
- Shop
- Offers
- Groups
- Community
- Info and Ads
- Jobs
- Create Ad
- Manage Promotions

Stats SA

Tweets **7,827** Following **448** Followers **41.5K** Likes **557** Lists **1** Moments **0**

Stats SA @StatsSA · 3h

Join us tomorrow as Statistician-General @SGMaluleke release the Quarterly Labour Force Survey results for Q4:2018. The CLFS looks at #employment and #unemployment figures in South Africa #StatsSA

MEDIA ADVISORY

6 February 2019

The Statistician-General of South Africa, Risenga Maluleke, will release the results of the Quarterly Labour Force Survey (QLFS) for the fourth quarter of 2018 at a media briefing to be held on Tuesday, 12 February 2019 in Pretoria.

The media briefing will be held as follows:

Date: Tuesday, 12 February 2019
 Lock-up: 11:00
 Embargoed until: 11:30
 Venue: (Tshedisosetso) House, Cnr Francis Baard & Festival streets, Hatfield, Pretoria
 (NB! There will be a video link to Imbizo Media Centre, 120 Plain Street, Parliament, Cape Town)

RSVP:

Felicia Sithole Tel: 012 339 2401 Cell: 076 430 0983 Email: Felicia@statsa.gov.za
 Gili Madaga Tel: 012 406 3404 Email: Gili@statsa.gov.za

For media enquiries contact:

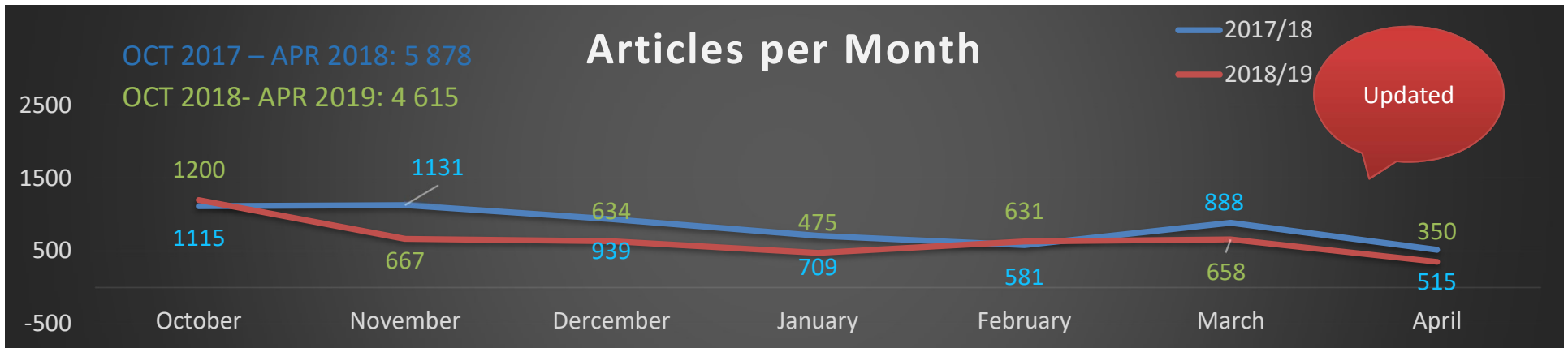
Lesedi Dikakwane
 Director: Media and Public Relations
 Tel: 012 310 8574
 Cell: 082 865 7086
 Email: Lesedi@statsa.gov.za

Stats SA @StatsSA · 4h

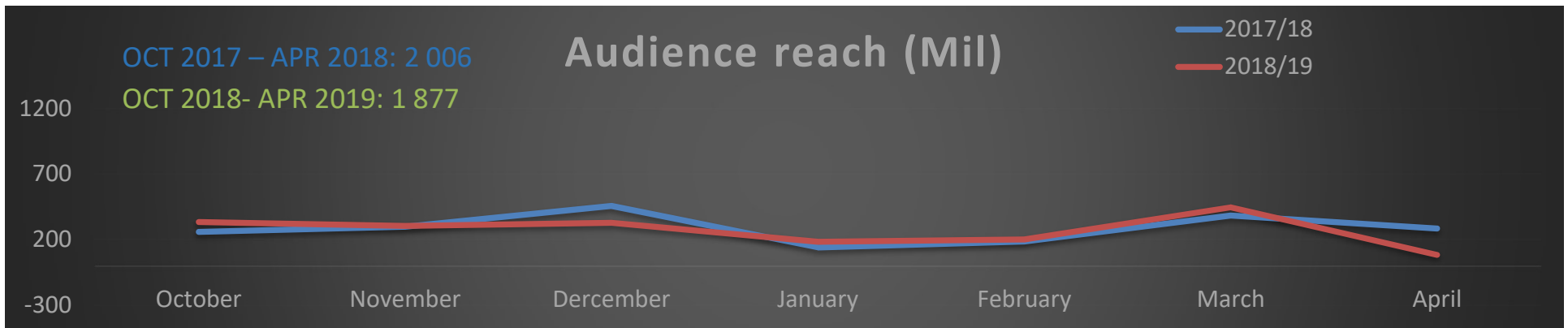
Happy #InternationalDayofWomenandGirlsInScience

NRF South Africa @NRF_News

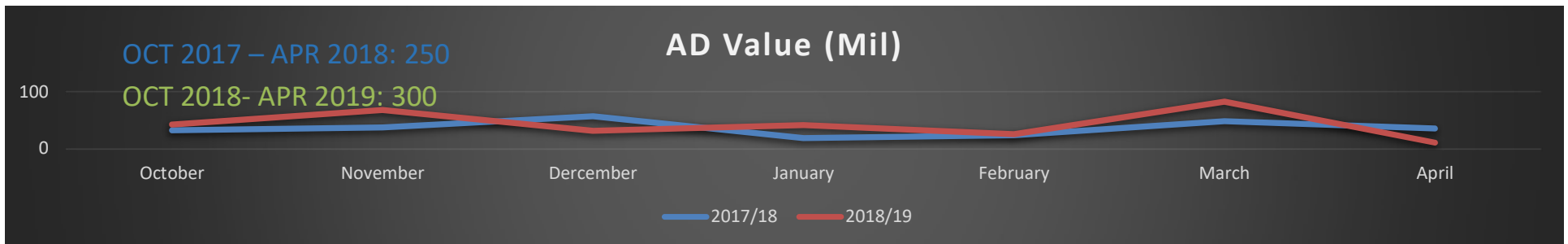
Shoutout to all the #WomenInSTEM! Happy International Day of Women and Girls in Science!
 #InternationalDayofWomenandGirlsInScience



Articles: The number of appearances in articles (where we were mention in articles)



Audience reach: potential number of people reached by our content/content mentioning Stats SA



AVE/ad value: The advertising value equivalent (what we would've spent if it was paid for advertising)

- [-] Statistics South Africa Datasets
 - [-] Census Ten Percent Sample
 - [+] 1970
 - [+] 1980
 - [+] 1985
 - [+] 1991
 - [+] 1996
 - [+] 2001
 - [+] 2011
 - [-] Community Survey
 - [-] 2016
 - [+] Household
 - [-] Person
 - [-] Community Survey 2016 (Person information)**
 - [+] Metadata
 - [+] Variable Description**
 - [+] Identification and Weighting
 - [+] Geography hierachy 2011
 - [+] Geography hierachy 2016
 - [+] Demographics
 - [-] Migration

Dataset: Community Survey 2016 (Person information)

Variable Region_Of_Birth: Region of birth

LITERAL QUESTION

In which country was (name) born?

Values	Categories	N	NW	
1	Born in South Africa	3244095	54,009,270.5	97.0%
2	SADC	68166	1,248,900.7	2.2%
3	Rest of Africa	5209	111,040.1	0.2%
4	United Kingdom and Europe	4057	119,971.7	0.2%
5	Asia	2573	65,870.1	0.1%
6	North America	288	7,954.2	0.0%
7	Latin America and Caribbean	361	9,168.0	0.0%
8	Oceania	368	10,426.1	0.0%
9	Unspecified	3750	71,053.0	0.1%

DESCRIPTION TABULATION ANALYSIS

Dataset: Community Survey 2016 (Person information)

Download

Please select a data format from the drop-down box.
If you wish to download a subset of the data, click on the 'Subset' button.
Click on 'Download' to start downloading.
Please note that you may be asked for a password.

SAS

Include computed variables
 Include documentation

Download the documentation

Please select a download format from the drop-down box.
Click on 'Download' to start downloading.

In pdf format



stats sa

Department:
Statistics South Africa
REPUBLIC OF SOUTH AFRICA



Dataset: Community Survey 2016

Download Table:

Add to: |

Collapse All | Un-tick All | 0 items selected.

- ▶ Summation Options
- ▶ Geography Information
- ▶ Household Information
- ▶ Person Information
 - ▶ Demographics
 - ▶ Sex (2) ▶
 - ▶ Year of birth (117) ▶
 - ▶ Month of birth (13) ▶
 - ▶ Age (117) ▶
 - ▶ **Age - 5 year age groups (18) ▶**
 - ▶ Age - broad age groups (4) ▶
 - ▶ Relation to household head (15) ▶
 - ▶ Marital status (9) ▶
 - ▶ Population group (4) ▶
 - ▶ Language most spoken in the household (16) ▶
 - ▶ Religious belief (13) ▶
 - ▶ Christianity (17) ▶
 - ▶ Migration
 - ▶ Province of birth (12) ▶
 - ▶ Country of birth (251) ▶
 - ▶ Year in which the person moved to SA (04) ▶

Retrieve Data



Clear Table



Save Table



Print Table



RecordVIEW



Trash



Age - 5 year age groups by Sex

Filters:

Default Summation : Person Weight

Wafers:

Cell count: 57 (3 x 19 x 1) total.

	Sex	Male	Female	Total
	Age - 5 year age groups			
00-04		3,016,695	2,959,824	5,976,519
05-09		2,828,368	2,791,428	5,619,796
10-14		2,604,741	2,585,063	5,189,803
15-19		2,555,343	2,549,139	5,104,482
20-24		2,658,873	2,643,461	5,302,335
25-29		2,666,258	2,614,246	5,280,504
30-34		2,186,764	2,267,924	4,454,688
35-39		1,904,797	1,943,164	3,847,961
40-44		1,621,471	1,639,113	3,260,584

**Space-Time Research
Community Survey 2016
Table 1
Age - 5 year age groups by Sex and Populat
for Person Weight**

	Male				Female			
	Black african	Coloured	Indian/asian	White	Black african	Coloured	Indian/asian	Whi
00-04	-	-	-	-	-	-	-	-
05-09	-	-	-	-	-	-	-	-
10-14	-	-	-	-	-	-	-	-
15-19	-	-	-	-	-	-	-	-
20-24	-	-	-	-	-	-	-	-
25-29	-	-	-	-	-	-	-	-
30-34	-	-	-	-	-	-	-	-
35-39	-	-	-	-	-	-	-	-
40-44	-	-	-	-	-	-	-	-
45-49	-	-	-	-	-	-	-	-
50-54	-	-	-	-	-	-	-	-
55-59	-	-	-	-	-	-	-	-
60-64	-	-	-	-	-	-	-	-
65-69	-	-	-	-	-	-	-	-
70-74	-	-	-	-	-	-	-	-
75-79	-	-	-	-	-	-	-	-
80-84	-	-	-	-	-	-	-	-
85+	-	-	-	-	-	-	-	-

Fields

Name:

- ▼ Person Information
 - ▼ Demographics
 - Sex**
 - Year of birth
 - Month of birth
 - Age
 - Age - 5 year age groups**
 - Age - broad age groups
 - Relation to household head
 - Marital status
 - Population group**
 - Language most spoken in the house
 - Religious belief
 - Christianity
 - ▼ Migration
 - Province of birth
 - Country of birth
 - Year in which the person moved to S
 - Country of citizenship
 - Usual residence
 - Province of usual residence
 - Local/metropolitan municipality of us
 - Previous province of residence-deri
 - Since Oct 2011
 - Year moved to current place

- Discoverability through the website and social media
- Metadata compiled by survey area and released as part of online tools in PDF format and forms part of the quality enhancement process. This can include questionnaire as well as description of fields and categories. Can include methodological and technical notes
- Important to release metadata for reasons of transparency and to enhance research



stats sa

Department:
Statistics South Africa
REPUBLIC OF SOUTH AFRICA



Recommendation for DYB

- Avail pre-publication copy to NSO for checking of data
- Send hard or electronic copy of DYB to NSO for further dissemination amongst local stakeholder and by placing link on NSO website
- Avail customised excel files by theme similar to WPP
- Make available metadata collected from NSO for each section of the DYB



stats sa

Department:
Statistics South Africa
REPUBLIC OF SOUTH AFRICA

THANK YOU



stats sa

Department:
Statistics South Africa
REPUBLIC OF SOUTH AFRICA

