



REGISTRY GENERAL

BERMUDA

DECEMBER 2020


CORONAVIRUS (COVID-19) STATISTICS

POPULATION ESTIMATES	MALE	FEMALE	TOTAL
2018	30,742	33,176	63,918
2019	30,755	33,153	63,908

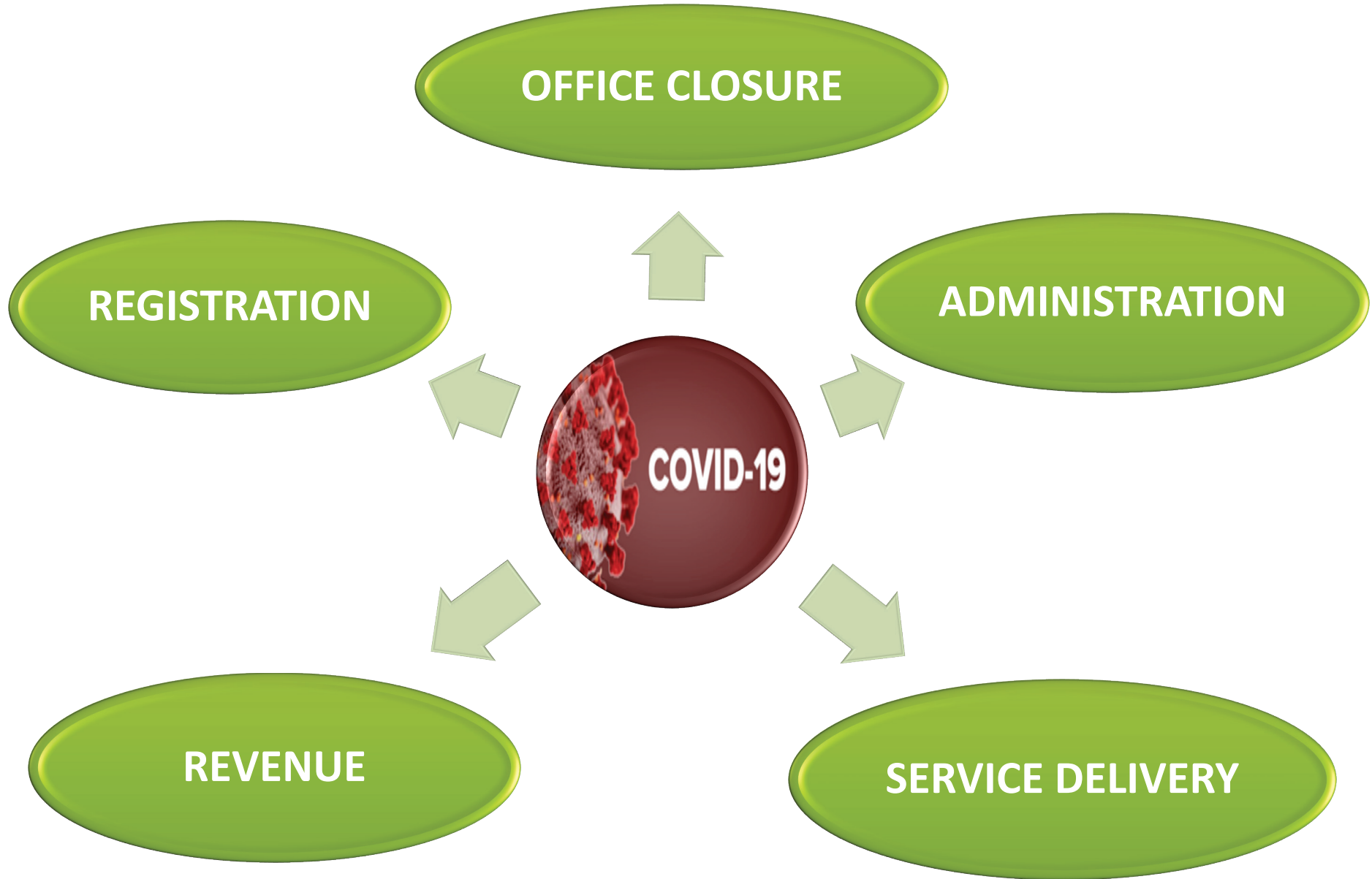
BERMUDA CASES

To October 30, 2020

CONFIRMED	RECOVERED	DEATHS
199	176	9



IMPACT

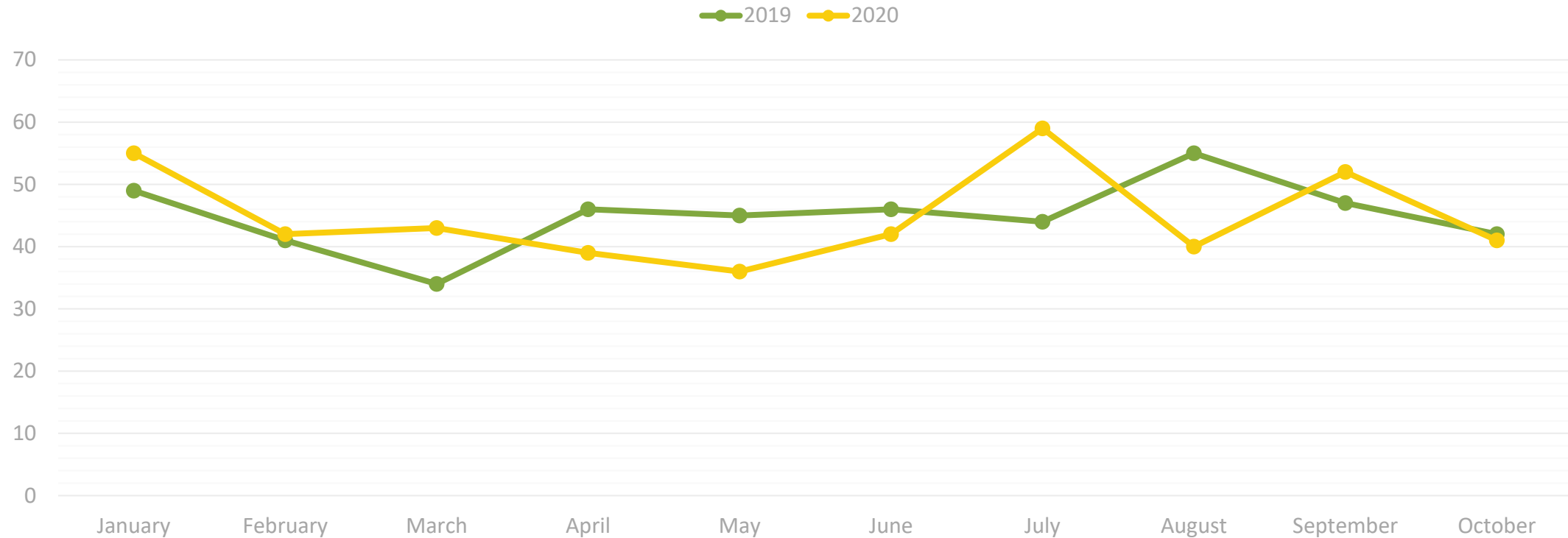


INNOVATION



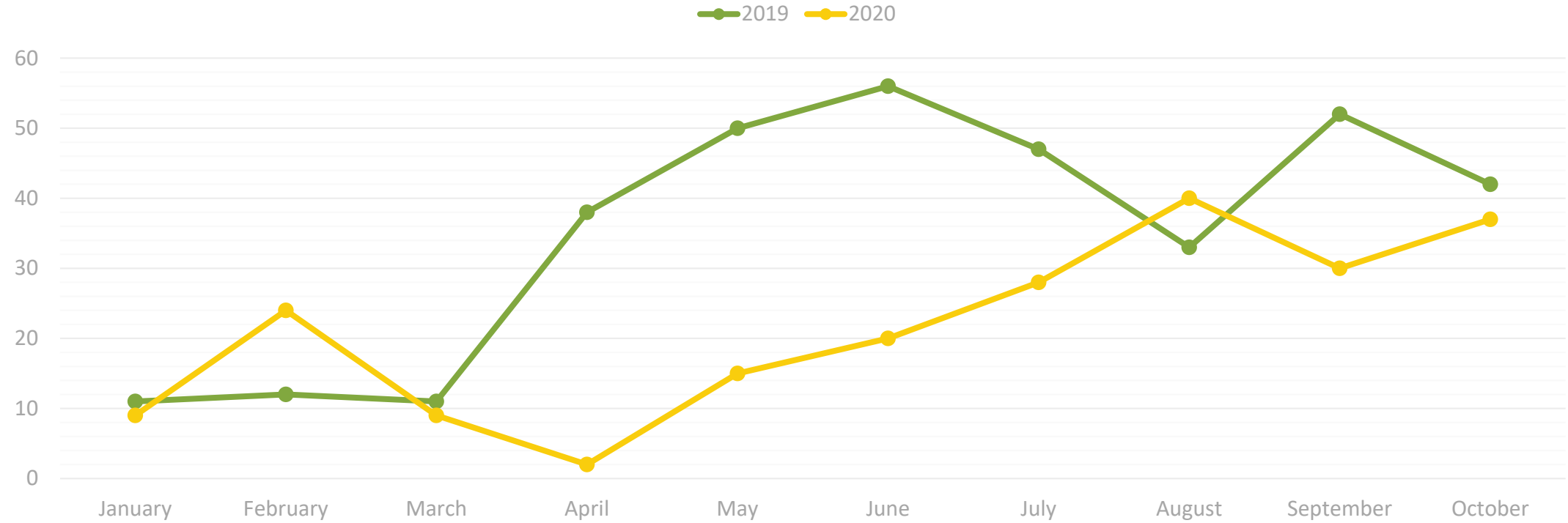
2019 & 2020 BIRTHS

	Jan	Feb	Mar	Apr	May	Jun	Jul	Aug	Sept	Oct	Total
2019	49	41	34	46	45	46	44	55	47	42	440
2020	55	42	43	39	36	42	59	40	52	41	440



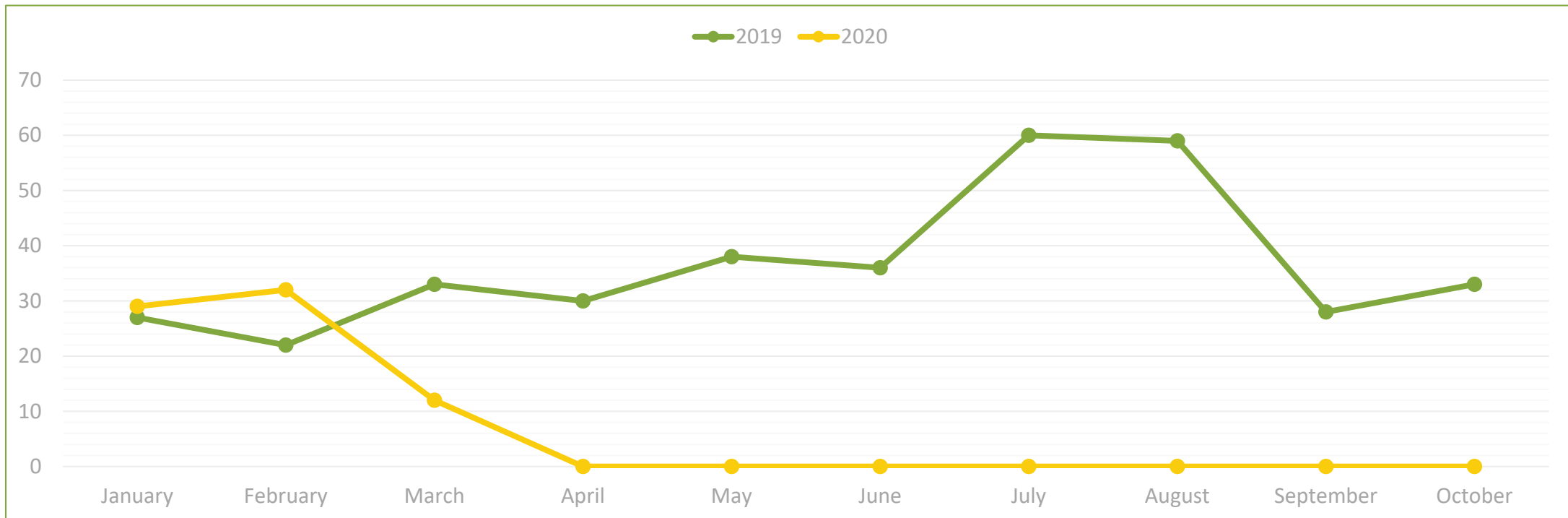
2019 & 2020 MARRIAGES

	Jan	Feb	Mar	Apr	May	Jun	Jul	Aug	Sept	Oct	Total
2019	11	12	11	38	50	56	47	33	52	42	343
2020	9	24	9	2	15	20	28	40	30	37	206



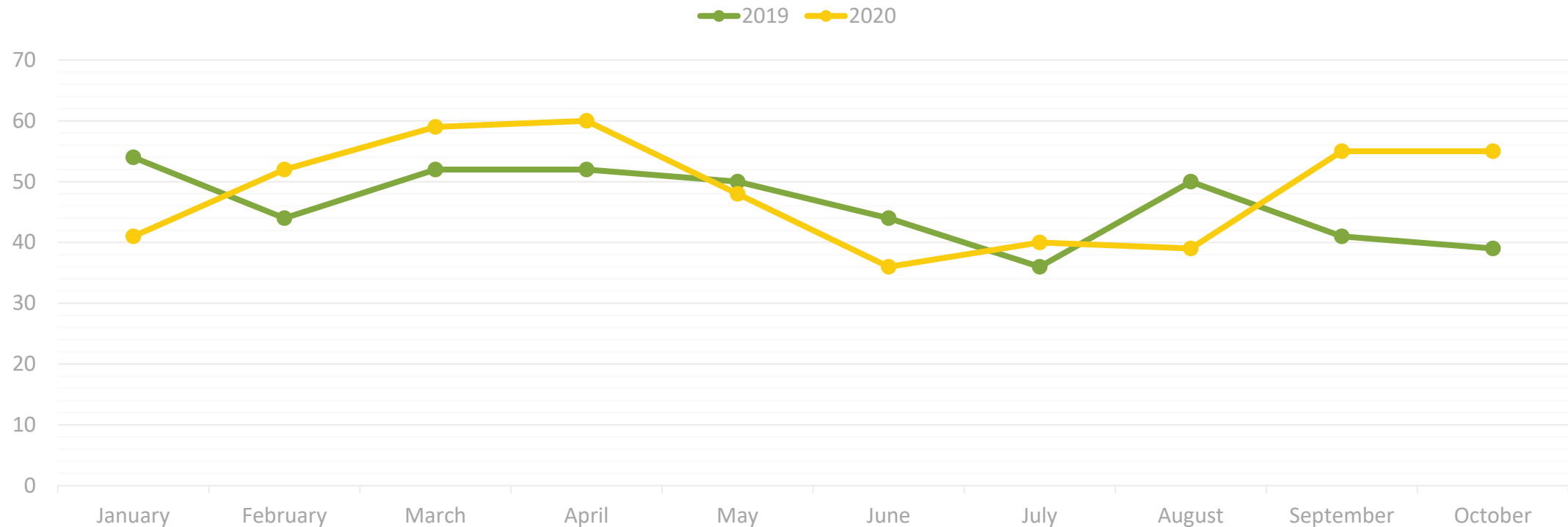
2019 & 2020 MARITIME MARRIAGES

	Jan	Feb	Mar	Apr	May	Jun	Jul	Aug	Sept	Oct	Total
2019	27	22	33	30	38	36	60	59	28	33	357
2020	29	32	12	0	0	0	0	0	0	0	71



2019 & 2020 DEATHS

	Jan	Feb	Mar	Apr	May	Jun	Jul	Aug	Sept	Oct	Total
2019	54	44	52	52	50	44	36	50	41	39	453
2020	41	52	59	60	48	36	40	39	55	55	446






DEPARTMENT OF STATISTICS

2019 DIVORCES

Jan	Feb	Mar	Apr	May	Jun	Jul	Aug	Sept	Oct	Nov	Dec	Total
21	2	7	7	10	15	10	6	9	9	11	15	122

- There were 122 divorces granted in 2019; 110 divorces were granted in 2018.
- Annual divorce statistics are compiled by the Supreme Court Registry and released every February in *The Bermuda Judiciary Annual Report*.
- *The Bermuda Digest of Statistics*, which includes vital statistics, is released at year-end by the Department of Statistics.





REGISTRY GENERAL & DEPARTMENT OF STATISTICS

BERMUDA

