

Disaggregating SDG indicators by migratory status

Haoyi Chen




United Nations Statistics
Division

Defining migratory status

- **Step 1. Country of birth or citizenship**
 - Country of birth: foreign-born vs native born population
 - Country of citizenship: foreigners vs citizens
- **Step 2. Second generation**
 - Country of birth/citizenship of the parents
- **Step 3: Other dimensions (examples)**
 - Time of arrival
 - Reason (work, study, family, asylum, settlement)
 - Internal / international migration



24 indicators relevant for disaggregation (1/2)

	1.1.1 Proportion of population below the international poverty line, by sex, age, employment status and geographical location
	1.3.1 Proportion of population covered by social protection, by sex, distinguishing children, unemployed persons, older persons, persons with disabilities, pregnant women, newborns, work-injury victims and the poor and the vulnerable
	3.1.1 Maternal mortality ratio
	3.2.1 Under-five mortality rate
	3.3.1 Number of new HIV infections per 1,000 uninfected population, by sex, age and key populations
	3.4.1 Mortality rate attributed to cardiovascular disease, cancer, diabetes or chronic respiratory disease
	3.8.1 Coverage of essential health services
	3.8.2 Proportion of population with large household expenditures on health as a share of total household expenditure or income
	4.1.1 Proportion of children and young people: (a) in grades 2/3; (b) at the end of primary; and (c) at the end of lower secondary achieving at least a minimum proficiency level in (i) reading and (ii) mathematics, by sex
	4.3.1 Participation rate of youth and adults in formal and non-formal education and training in the previous 12 months, by sex
	4.6.1 Proportion of population in a given age group achieving at least a fixed level of proficiency in functional (a) literacy and (b) numeracy skills, by sex

24 indicators relevant for disaggregation (2/2)



5.5.2 Proportion of women in managerial positions



8.3.1 Proportion of informal employment in non-agriculture employment, by sex

8.5.1 Average hourly earnings of female and male employees, by occupation, age and persons with disabilities

8.5.2 Unemployment rate, by sex, age and persons with disabilities

8.6.1 Proportion of youth not in education, employment or training

8.8.1 Frequency rates of fatal and non-fatal occupational injuries, by sex and migrant status

8.8.2 Level of national compliance of labour rights (freedom of association and collective bargaining) by sex and migrant status

8.10.2 Proportion of adults with an account at a bank or other financial institution or with a mobile-money-service provider



10.2.1 Proportion of people living below 50 per cent of median income, by sex, age and persons with disabilities

10.3.1 Proportion of population reporting having personally felt discriminated against or harassed in the previous 12 months on the basis of a ground of discrimination prohibited under international human rights law



11.1.1 Proportion of urban population living in slums, informal settlements or inadequate housing



16.1.3 Proportion of population subjected to physical, psychological or sexual violence in the previous 12 months

16.9.1 Proportion of children under 5 years of age whose births have been registered with a civil authority, by age

UN Expert Group Meeting on Improving Migration Data in the Context of the 2030 Agenda for Sustainable Development, June 2017, New York

- Migration statistics experts from 14 countries and 15 international, regional and sub-regional organisations
- Identified the existing gaps in migration statistics
- Made recommendations on
 - Collection, compilation and dissemination of data and methodological development, coordination and capacity-building for the improvement of international migration statistics;
 - SDG data disaggregation
 - A step-wise approach in defining migratory status
 - Agreed on a subset of Sustainable Development Goal indicators as relevant to migration, including for data disaggregation



The indicators measure key issues related to migrants:

- Access to basic services including essential health care, basic education and social protection
- how well migrants are integrated into the host society, in terms of their education level, labour market outcomes, employment conditions and poverty
- whether migrants are more likely to be subject to violence and discrimination compared to non-migrants

The indicators must be

- Measurable – possible to disaggregate
- Limited in number for the global monitoring

A few considerations in identifying indicators for disaggregation



Technical Report on Measuring Migration-Relevant SDG Indicators

I. Introduction

- Background
- Objective and scope

II. Definition, identification and measurement

- Definition of international migrant – for flow and stock measurement; for SDG data disaggregation
- Sources of data
- Identifying migrants in practice
- Challenges

III. Migration-relevant SDG indicators

IV. Collection and compilation of data for migration-relevant SDG indicators

- Rational
- Concepts and definitions related to the indicator
- Proposed methods by custodian agency and how to disaggregated by migratory status

A few reflections

- Tier-3 indicators (Universal health care)
- Composite index!!
 - Do we disaggregate for each sub-indicator?
- Administrative sources: is migratory status collected?
- Household survey: is sample large enough?
 - % covered by certain type of social protection (1.3.1) – may already be small proportion
 - Further disaggregation by migratory status!!

Future steps

- IAEG-SDGs work
- Additional methodological guidance
 - How to deal with sample size issue?
- Try to convince (relevant) countries/custodian agencies?
 - What if the adm. Sources do not collect “migratory status”? What should we do?
- Being reviewed by the Expert Group on Migration Statistics and custodian agencies