

The experience of Japan in measuring and monitoring time use, including on unpaid work - how the survey has evolved over time

November 15, 2018

Statistics Bureau,
Ministry of Internal Affairs and
Communications
Yukiko Fujisawa



Survey on Time Use and Leisure Activities

○ Cycle of the survey

Every five years, since 1976.

2016 survey was the ninth.

○ Sample Size

200,000 persons (aged 10 and over) in 88,000 households.

○ Survey Method

Enumerators deliver and collect the questionnaires to/from each household.

Online response was also available with all questionnaires in 2016.

Reference date

- Two straight days within the nine-day period from October 15th to 23rd (with stable climate and without public holidays).
- 8 groups allocated to each day of the week.

Group	The day of the week	Date
1	SAT SUN	Oct 15 ,16
2	SAT SUN	Oct 15 ,16
3	SUN MON	Oct 16 ,17
4	TUE WED	Oct 18 ,19
5	THU FRI	Oct 20 ,21
6	FRI SAT	Oct 21 ,22
7	SAT SUN	Oct 22 ,23
8	SAT SUN	Oct 22 ,23

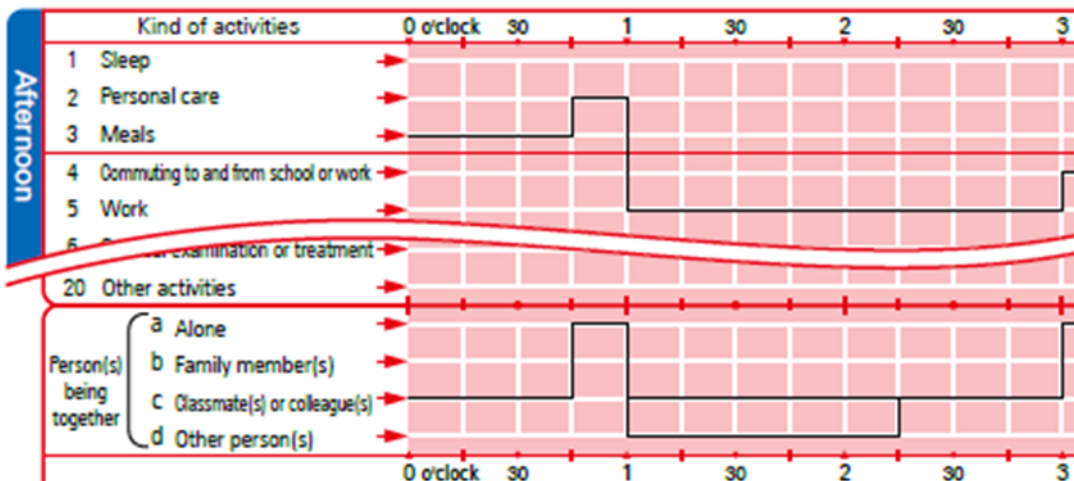
Questionnaire A

○ [pre-code system] Respondents choose their activities from 20 kinds of activities to every 15-minute unit.

○ Large-scale survey

Suitable for analysis of breakdowns by family type of household, life stage, etc.

Questionnaire A



Kind of activities (20 groups)
Sleep
Personal care
Meals
Commuting to and from school or work
Work
Schoolwork
Housework
Caring or nursing
Child care
Shopping
Moving (excluding commuting)
Watching TV, listening to the radio, reading newspapers or magazines
Rest and relaxation
Learning, self-education, and training (excluding schoolwork)
Hobbies and amusements
Sports
Volunteer and social activities
Social life
Medical examination or treatment
Other activities

Questionnaire B

- [after-code system] Respondents write freely their time uses for each 15-minute unit which are classified into 90 categories during tabulation.
- The obtained data includes detailed activities. Comparable to European countries' survey results.

Questionnaire B

Afternoon		Example of how to complete question 16 (Diary)							Time and hour code								
Please refer to when answering the questions on the following page.																	
Time	What were you mainly doing? ※ Please report what you were <u>mainly doing</u> in 15 minute units	Using smartphone/PC	Were you doing something else at the same time? ※ When doing several things please report <u>just one</u>	Using smartphone/PC	Place					Persons being together (Please encircle all applicable categories)							
					1 At home	2 At school or work	3 On travel	4 Other	1 Alone	2 Father	3 Mother	4 Son(s) or daughter(s)	5 Spouse	6 Other family member(s)	7 Other person(s) from work, school, etc.		
0:00	Preparing lunch		Listening to the radio		①	2	3	4	1	②	③	④	⑤	6	7	49	
.30	↓		↓			2	3	4	1	2	③	4	5	6	7	50	
	Having lunch		Watching television			2	3	4	1	②	③	4	5	6	7	51	
1:00	Cleaning up after lunch				①	2	3	4	1	2	3	4	⑤	6	7	52	
.30	Playing with son					1	2	3	④	1	2	3	4	5	6	7	53
	↓		Chatting with neighbours			1	2	3	④	1	2	3	④	5	6	⑦	54
.30	Reading magazines		Listening to music	○	①	2	3	4	①	2	3	4	5	6	7	55	

Questionnaire B

○ List of Classified Items for Unpaid work (27 items)

Unpaid work

Housework

Management of meals

Making sweets

Gardening

Household upkeep

Care of clothing

Making clothing

Building and repairing

Vehicle maintenance

Household management

Care of a child excluding a baby and a little child

Care of a family member excluding a child

Help to a child excluding a baby and a little child

Help to a family member excluding a child

Other housework

Child care

Care of a baby and a little child

Physical care or supervision of a baby and a little child

Reading, playing and talking with a baby and a little child

Accompanying a child

Teaching the child excluding a baby and a little child

Transporting a child

Reading, playing and talking with a child excluding a baby

Shopping and using services

Shopping

Administrative services

Commercial services

Travel related to housework

Travel related to housework

Volunteer activity related

Volunteer activities

Travel related to volunteer activities

History of Questionnaire A, B

- One kind of questionnaire (only A) (1976~96)
- Addition of questionnaire B in order to grasp the actual situation regarding unpaid work (2001)
- Questionnaire B: Activities were classified into more detailed items in order to respond to the growing demand for international comparability (2006)

✂ sample size (persons)

Questionnaire A: about 190,000

Questionnaire B: about 10,000



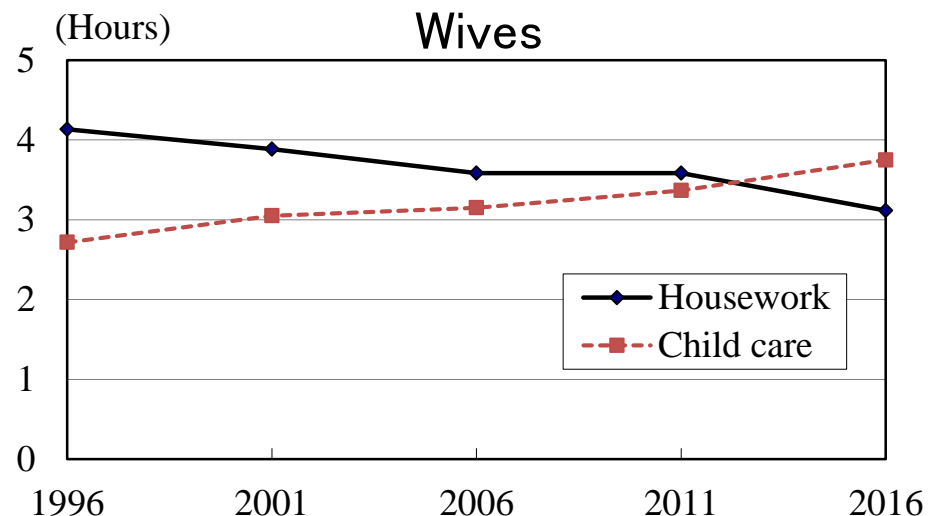
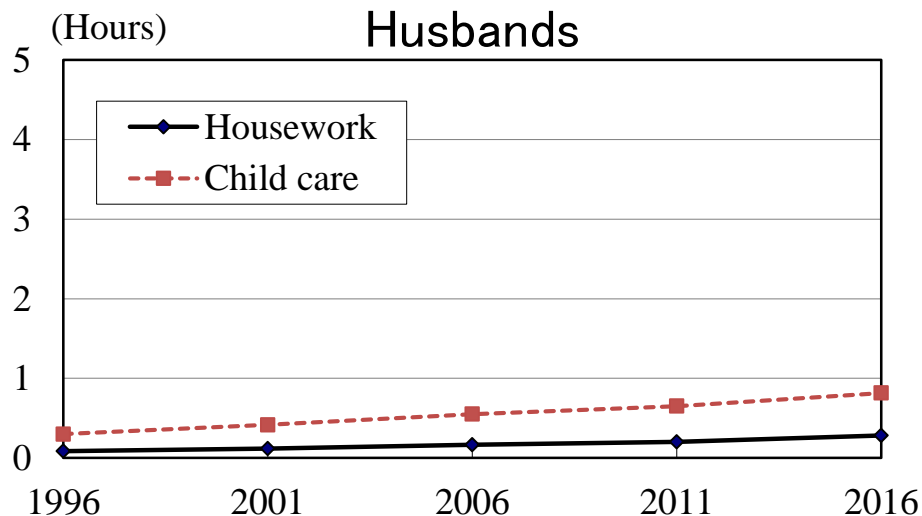
Summary of Results

Time spent on housework and child care by husbands and wives in households with child(ren) aged under 6.



Housework and Child care (Questionnaire A)

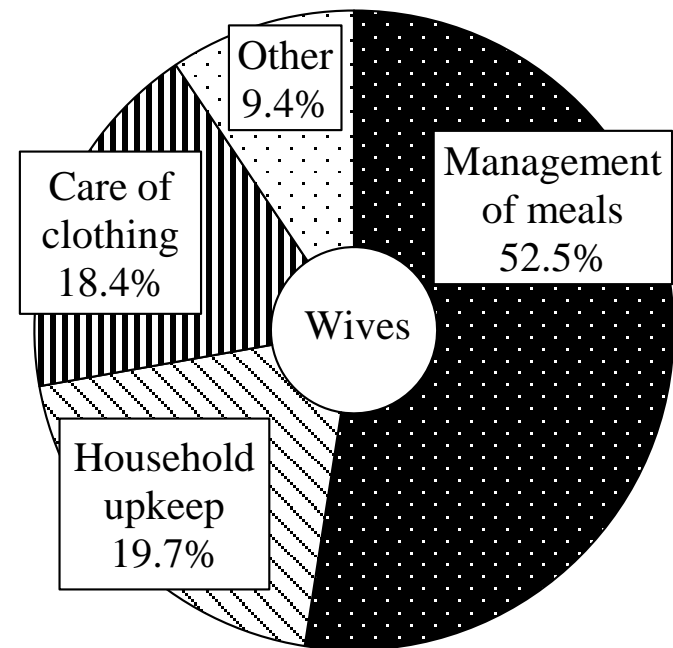
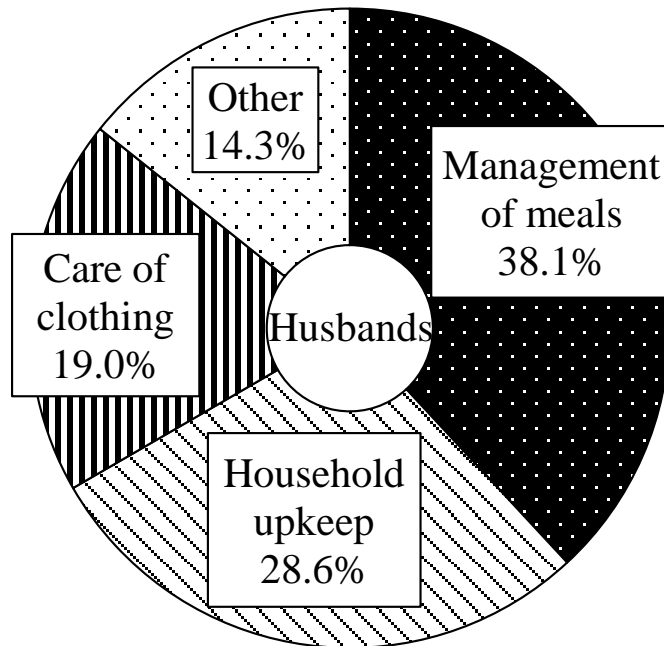
- Over the past 20 years, time spent on “housework” by wives has decreased by 1 hour 1 minute, while time spent on “child care” has increased by 1 hour 2 minutes.
- The gap between husbands and wives is still considerable.



Change in time spent on housework and child care by husbands and wives in households with child(ren) aged under 6 (1996–2016) – weekly average, husbands and wives in a household of a couple with child(ren)

Housework (Questionnaire B)

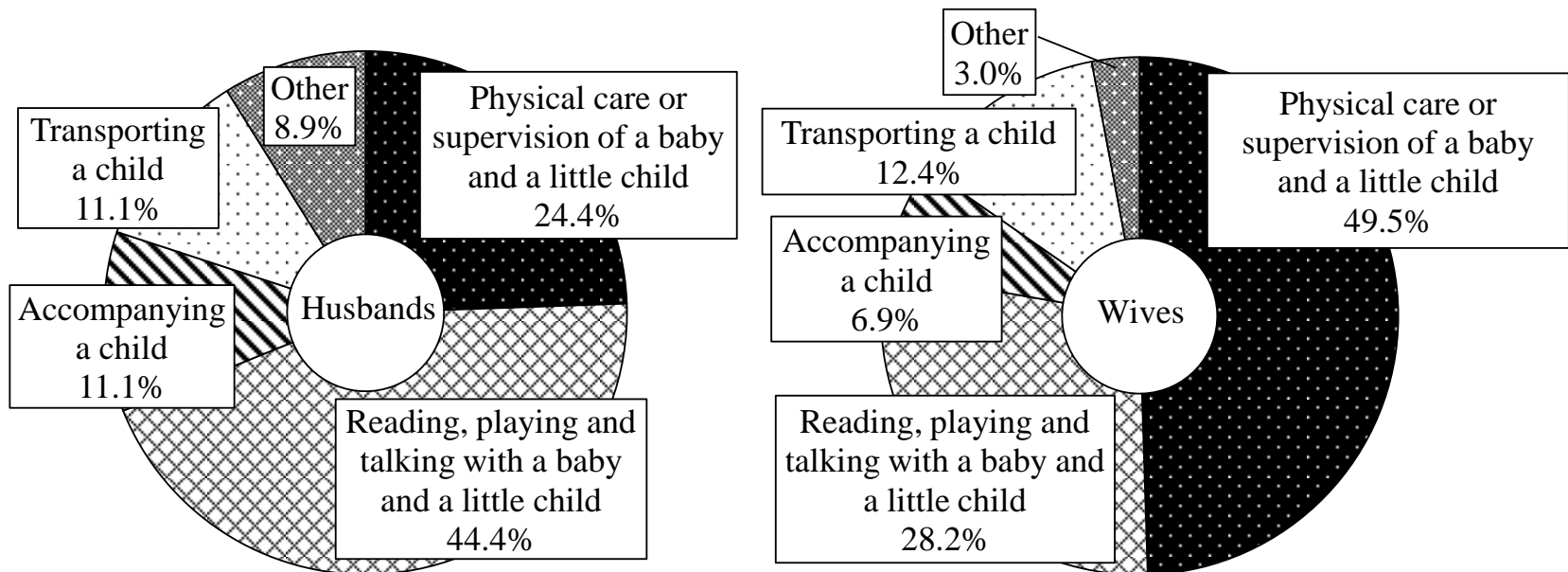
○ “Management of meals” accounted for more than 50.0% of “Housework” time spent by wives.



Composition ratio of “Housework” by husbands and wives with a child or children aged under 6 (2016) – weekly average, household of a couple with their child(ren)

Child care (Questionnaire B)

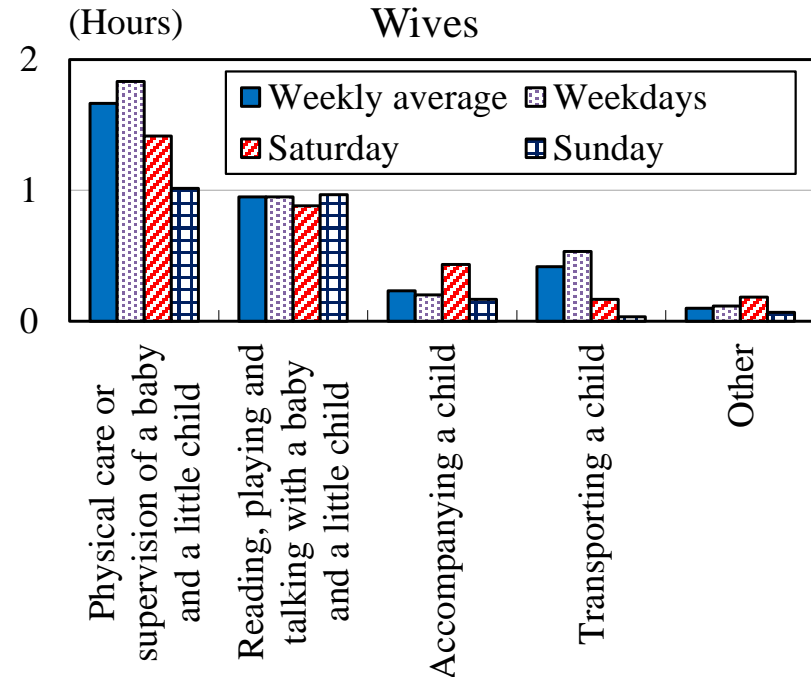
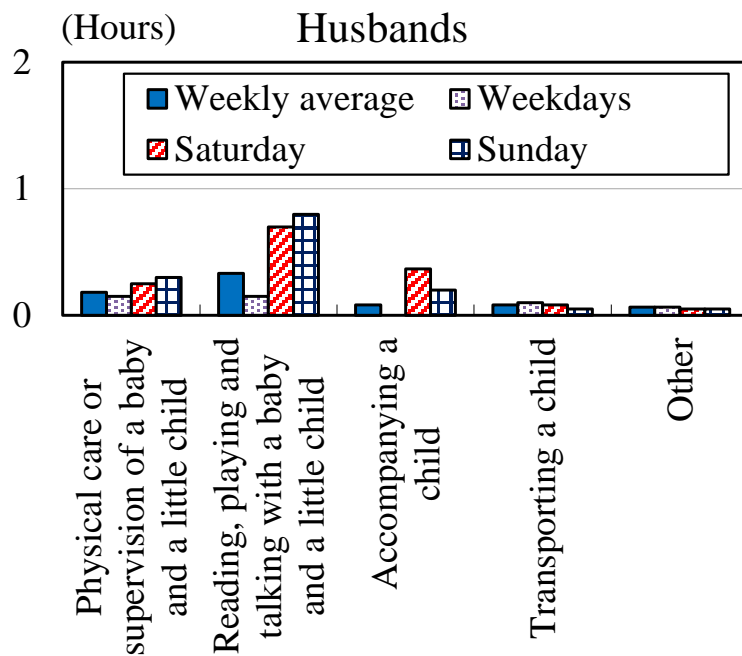
- “Reading, playing and talking with a baby or little child” accounted for nearly 40% of the time spent by husbands.
- “Physical care or supervision of a baby or little child” accounted for nearly 50% of the time spent by wives.



Composition ratio of “Child care” by husbands and wives with a child or children aged under 6 (2016)
– weekly average, household of a couple with their child(ren)

Child care (Questionnaire B)

○ Husbands spent time on “Reading, playing and talking with a baby or little child” mainly on weekends more than weekdays.



Average time spent on “Child care” by husbands and wives with a child or children aged under 6 by day of the week (2016) – household of a couple with their child(ren)