



УНДЭСНИЙ СТАТИСТИК

# TIME USE SURVEY OF MONGOLIA

E.Gantuya  
Senior Statistician,  
Labour Force Survey Section,  
National Statistical Office of Mongolia

New York, USA, 20-22 June 2018

# CONTENT

---



1. INTRODUCTION
2. QUESTIONNAIRE AND CLASSIFICATION
3. DATA COLLECTION
4. DISSEMINATION RESULT
5. FURTHER ACTIVITIES



Урьдчилсан  
Хүндэтгэл  
Томьёо



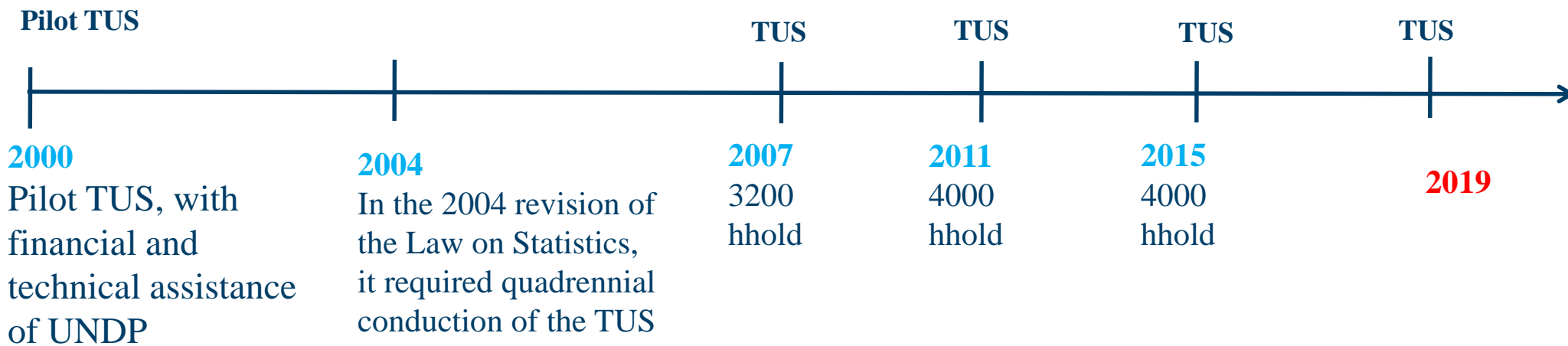
# 1. INTRODUCTION



Улсын  
статистикийн  
төв

The source of Time-Use statistics indicators has been prepared based on “Time-Use survey” since 2000 in Mongolia.

## History of the TUS in Mongolia





## SURVEY OBJECTIVES

- Determine time spent in unpaid and paid work of women and men.
- Determine Mongolian household patterns and its change.
- Obtain data essential to monitoring progress in the National Program of Gender Equality.



# 1. INTRODUCTION

## Sampling design

- Household based survey
- Total sample – 4000 HHs
- Representative national and regional level
  
- 2 stages sample method
  - 1st stage: Select primary sampling unit (PSU) using proportional to population size method
  - 2nd stage: Select 10 households from each PSU using systematic sampling method
- Primary sampling unit:
  - Bag in provinces and khoroo in capital city (smallest administrative unit)



Улсын Статистикын Газар



# Questionnaires

- Household questionnaire TUS-1: refers to the household and individual questionnaire
- Diary TUS-2: This contains questions on daily activities and time spent for those activities (**12 and above**)

№	Code	Time	WHAT DO YOU DO? /main activity/	Where/ mode of transportation	Note			second/ activity activity	Code
			☺ Pls, check your time		Where?	to who?	paid or unpaid?	☺ if more then 1 activity, than choose by masimum time.	
001		0.00							
002		0.10							
003		0.20							



МОНГОЛ  
УНДЭСНИЙ  
СТАТИСТИК

### Classifications

- International Standard Industrial Classification of All Economic Activities (ISIC) Rev.4
- International Standard Classification of Occupations (ISCO-08)
- International Classification of Activities for Time Use Statistics (ICATUS-2012 trial)

### 3. DATA COLLECTION

---



## Data collection

- Every third week of third month of every quarters
  - March, June, September and December
- Reference period was a “last week” or the week in which the survey took place.
- Dairy days by Paper Assisted Personal Interview:
  - Sunday, Monday, Tuesday
  - Wednesday, Thursday
  - Friday, Saturday
- Household and individual questionnaire by tablet (CAPI)
- Dairy by Paper (PAPI)



Улсын Статистикын Газар

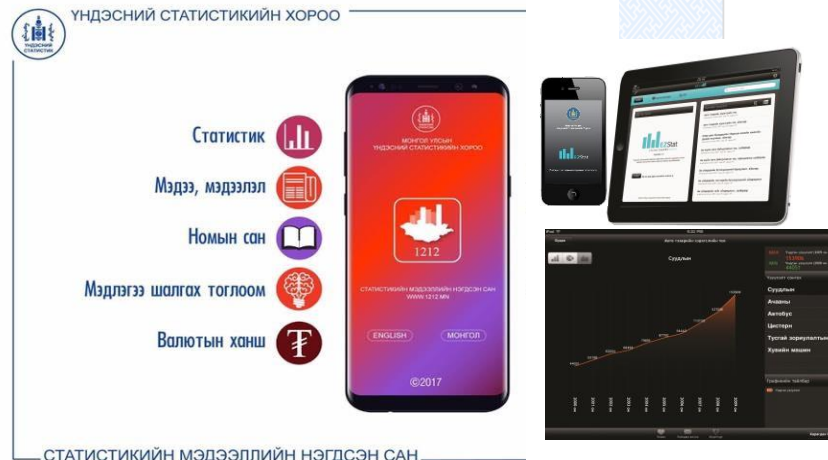





## 4. DISSEMINATION RESULT

### Dissemination

- <http://www.nso.mn>  
(official web site)
- <http://www.1212.mn>  
(statistical dissemination system)
- <http://web.nso.mn/nada/index.php/catalog/TUS/dataset>
- 1212  
(Mobile applications)



## 4. DISSEMINATION RESULT

---



УНДЭСНИЙ СТАТИСТИК

### Results

- Information on the lifestyle and quality of life of the population is produced, which is further utilized for investment strategy in infrastructure and social services as well as development and implementation of policies and programs;
- For the Sustainable Development Agenda, the data necessary for measuring the indicator 5.4.1 “Proportion of time spent on unpaid domestic and care work, by sex, age and location” of the Target 5.4 “Recognize and value unpaid care and domestic work through the provision of public services, infrastructure and social protection policies and the promotion of shared responsibility within the household and the family as nationally appropriate”;
- Development and Assessment of programs and advocacies such as the “National Program on Gender Equality”, and “Convention on the Elimination of All Forms of Discrimination Against Women” are based on the survey findings.

## 5. FURTHER ACTIVITIES



We will conduct Time-Use Survey in 2019 by

- ICATUS – 2016;
- Last version of Guide to Producing Statistics on Time Use: Measuring Paid and Unpaid Work;
- Methodology Labour statistics following the recommendation of the 19th Conference of International Labour Statisticians.

Comprehensive estimate and create indicators of SDG.



МОНГОЛ УНДЭСНИЙ СТАТИСТИК



МОНГОЛ УНДЭСНИЙ СТАТИСТИК

# THANK YOU FOR YOUR ATTENTION

The Government Building III, Baga Toiruu-44  
Ulaanbaatar-20a, Mongolia



Tel: (976)-11-329125



Fax: (976)-11-324518



E-mail: [international@magicnet.mn](mailto:international@magicnet.mn)

Website: [www.nso.mn](http://www.nso.mn), [www.1212.mn](http://www.1212.mn)