

The American Time Use Survey

Overview

Jay Stewart

Division Chief

Office of Productivity and Technology

UN Expert Group Meeting

20 June 2018



What is the ATUS?

- A continuously-collected survey of how, where, and with whom Americans spend time
 - ▶ Activities: paid work, household work, child care, sleeping, eating, leisure and sports
 - ▶ Location: home, work, outdoors, store
 - ▶ Who with: family, friends, coworkers



What is the ATUS?

- ATUS also collects:
 - ▶ Demographic information
 - ▶ Labor force status, industry, occupation, earnings
 - ▶ Household composition
 - ▶ School enrollment status



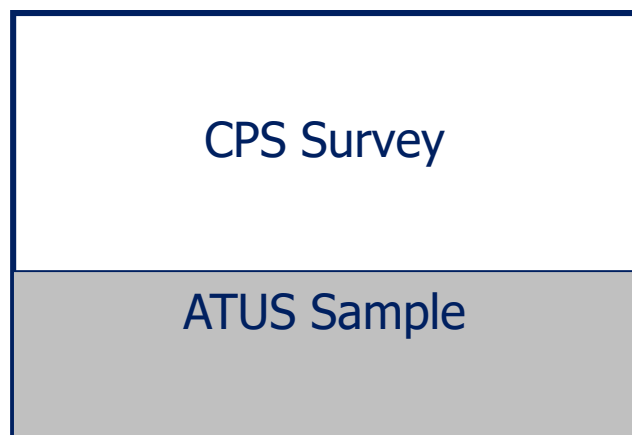
ATUS Basics

- Nationally-representative survey of persons age 15 and over
- Respondents are selected to be interviewed about a specific day of the week (eg. Monday)
- Up to 8 contact attempts
- A 20-minute computer-assisted interview conducted by telephone
- A Bureau of Labor Statistics survey, conducted by the U.S. Census Bureau



ATUS Sample

- People are selected from households that recently completed the monthly labor force survey—the Current Population Survey (CPS)



2 to 5 months after the CPS survey, selected individuals are interviewed for the ATUS survey

Interview, part I

■ Info about household composition

▶ Who lives in the household?

- Age and sex of each person
- Each person's relationship to the respondent

▶ Does the respondent have any children who do not live in the household?

Interview, part I

How is Harry Potter related to you?

20. Spouse (husband/wife)
 25. Brother/sister
 30. Other nonrelative
 21. Unmarried partner
 26. Other related person (aunt, cousin, nephew, mother-in-law, etc.)
 40. Non-household child
 22. Child/stepchild
 23. Grandchild
 27. Foster child
 24. Parent (mother or father)
 28. Housemate/roommate
 29. Roomer/boarder

Demographics

	Stat	First Name	Last Name	Mem	Ure	Sex	Rel	Birth Month	Day	Year	Age
[1]	<input type="checkbox"/>	Petunia	Dursley	1		2	18	6	10	1962	42
[2]	<input type="checkbox"/>	Vernon	Dursley	1		1	20	1	23	1959	45
[3]	<input type="checkbox"/>	Dudley	Dursley	1		1	22	7	20	1993	11
[4]	<input type="checkbox"/>	Harry	Potter	1		1	26				
[5]	<input type="checkbox"/>				<input type="checkbox"/>						
[6]											



Interview, part II

■ Labor force info

- ▶ Respondent's employment status, usual work hours, earnings, industry, occupation
- ▶ Spouse's employment status, usual work hours

■ School enrollment status

- ▶ College or high school
- ▶ Full-time or part-time student

Interview, part III

- 24-hour time diary about “yesterday”
 - ▶ Respondent’s main activities
 - ▶ Who?
 - ▶ Where?
 - ▶ Childcare as a secondary activity
 - ▶ Eldercare

Interview, part III

So let's begin. Yesterday, Monday, at 4:00 AM, what were you doing?

- Use the slash key (/) for recording separate/simultaneous activities.
- Do not use precodes for secondary activities.

- | | | |
|------------------------------|---------------------------------|------------------------------------|
| 1. Sleeping | 8. Cleaning kitchen | 30. Don't know/Can't remember |
| 2. Grooming (self) | 9. Laundry | 31. Refusal/ None of your business |
| 3. Watching TV | 10. Grocery shopping | |
| 4. Working at main job | 11. Attending religious service | |
| 5. Working at other job | 12. Paying household bills | |
| 6. Preparing meals or snacks | 13. Caring for animals and pets | |
| 7. Eating and drinking | | |

	Start	ID	Activity	TIME	Hrs	Mins	Stop	Who	Who_2	Where	Where specify
[1]	4:00AM		Sleeping	2	8	0	12:00PM				
[2]	12:00PM		Preparing meals and snacks	1	1	0	1:00PM	0		1	Respondent's home
[3]	1:00PM		playing with kids	1		1	1:01PM	2		1	Respondent's home
[4]	1:01PM		Grooming	1	2	0	3:01PM				
[5]	3:01PM		Eating and drinking	1	0	00	3:01PM	0		1	Respondent's home



Interview, part III

Who was in the room with you? / Who accompanied you?

[On HH Roster](#)
[NonHH Family](#)
[Other NonHH](#)

0. Alone
 2. Vernon Dursley
 3. Dudley Dursley
 4. Harry Potter
 5.
 6.
 7.
 8.
 9.
 10.
 50. All household members

51. Parents
 52. Other non-HH family members < 18
 53. Other non-HH family members 18 and older (incl. Parents-in-law)

54. Friends
 55. Co-workers, colleagues, clients
 56. Neighbors, acquaintances
 57. Other non-HH children < 18
 58. Other non-HH adults 18 and older

	Start	ID	Activity	TIME	Hrs	Mins	Stop	Who	Who_2	Where	Where specify
1)	4:00AM		Sleeping	2	3	0	7:00AM				
2)	7:00AM		Grooming / listening to the radio	2	0	30	7:30AM				
3)	7:30AM		Preparing meals and snacks	1	0	35	8:05AM	3		1	Respondent's
4)	8:05AM		Yelling at Harry	1		45	8:50AM	3,4			



Interview, part III

Where were you while you were yelling at harry?

PLACE

MODE OF TRANSPORTATION

- 1. Respondent's home or yard
- 2. Respondent's workplace
- 3. Someone else's home
- 4. Restaurant/Bar
- 5. Place of worship
- 6. Grocery store
- 7. Other store/Mall
- 8. School
- 9. Outdoors away from home
- 10. Library
- 11. Other place (specify)
- 12. Car, truck, or motorcycle (driver)
- 13. Car, truck, or motorcycle (passenger)
- 14. Walking
- 15. Bus
- 16. Subway/Train
- 17. Bicycle
- 18. Boat/Ferry
- 19. Taxi/Limousine Service
- 20. Airplane
- 21. Other (specify)

	Start	ID	Activity	TIME	Hrs	Mins	Stop	Who	Who_2	Where
[1]	4:00AM	<input type="checkbox"/>	Sleeping	2	3	0	7:00AM			
[2]	7:00AM	<input type="checkbox"/>	Grooming / listening to the radio	2	0	30	7:30AM			
[3]	7:30AM	<input type="checkbox"/>	Preparing meals and snacks	1	0	35	8:05AM	3		1
[4]	8:05AM	<input type="checkbox"/>	Yelling at Harry	1		45	8:50AM	3,4		1

Summary questions

- **Activities done for pay or profit**
 - ▶ Job-related activities
 - ▶ Other activities done for pay
- **Secondary childcare**
 - ▶ Identify activities in which the respondent also had a child under age 13 in his or her care (For example, “Cooking dinner while taking care of my daughter”)
- **Eldercare**
 - ▶ To identify respondents who provide eldercare
 - ▶ To identify diary activities that were eldercare

17 Major activity categories of the ATUS lexicon

- Personal Care
- Household activities
- Caring for and helping household members
- Caring for and helping nonhousehold members
- Work and work-related activities
- Education
- Consumer purchases
- Professional and personal care services
- Household services



17 Major activity categories of the ATUS lexicon

- Government services and civic obligations
- Eating and drinking
- Socializing, relaxing, and leisure
- Sports, exercise, and recreation
- Religious and spiritual activities
- Volunteer activities
- Telephone calls
- Traveling

3-Tier detailed activity codes

■ 02 Household activities

▶ 01 Housework

- 01 Interior cleaning
- 02 Laundry
- 03 Sewing, repairing, & maintaining textiles
- 04 Storing interior hh items, including food
- 99 Housework, n.e.c.

▶ 02 Food & drink prep., presentation, & clean-up

- 01 Food & drink preparation
- 02 Food presentation
- 03 Kitchen & food clean-up

3-Tier detailed activity codes

- 12 – Socializing, Relaxing, and Leisure
- 120303 – Television and movies

- 05 – Work and Work-Related Activities
- 050101 – Work, main job
- 050102 – Work, other jobs
- 050401 – Job search activities



Response rate have been falling

- Response rates have been falling in all US household surveys
- Potential reasons
 - ▶ Increase in the number of people who have only a cell phone
 - ▶ Caller ID
 - ▶ Decreased willingness to participate in surveys
 - ▶ Survey fatigue – ATUS respondents participated in the CPS for up to 8 months

Results - Available data

■ Data files

- ▶ Data from almost 190,000 interviews collected from 2003-2017
- ▶ Released annually
- ▶ All data and documentation can be downloaded for **free** from the ATUS website: www.bls.gov/tus

ATUS estimates

- Are representative of the U.S. civilian non-institutional population or sub-groups of this population, such as:
 - ▶ Employed individuals
 - ▶ Women, Men
 - ▶ Parents
 - ▶ By age group

Types of ATUS estimates

- Average hours spent doing activities
- Number and percent of individuals engaging in activities on an average day
- Time of day when individuals do activities



ATUS modules

- 5-minutes of questions asked at the end of the ATUS
- ATUS has had 3 modules:
 - ▶ Eating & Health module, sponsored by the US Department of Agriculture and the National Institutes of Health (2006-08, 2014)
 - ▶ Well-being module, sponsored by the National Institute on Aging (2010, 2012-13)
 - ▶ Leave module, sponsored by the DOL Women's Bureau (2011, 2017-2018)

Accessing ATUS data

■ BLS Website

- ▶ Data from almost 190,000 interviews collected from 2003 to 2017
- ▶ Released annually (2017 data will be released on 28 June, 2018)
- ▶ All data and documentation can be downloaded for **free** from the ATUS website: www.bls.gov/tus

■ ATUS-X Minnesota Population Center



ATUS-X

AMERICAN TIME USE
SURVEY EXTRACT
BUILDER

Home | My ATUS | FAQ | Help | Login

PROJECT

About ATUS-X
About ATUS
Partners
Registration

DATA

Build an extract
Download/Revise extracts
Time use variables
Eldercare Recipient Data

DOCUMENTATION

Samples
Variables

American Time Use Survey Data Extract Builder

ATUS-X is a project dedicated to making it easy for researchers to use data from the American Time Use Survey (ATUS). The ATUS is an ongoing time diary study that is funded by the U.S. Bureau of Labor Statistics and fielded by the U.S. Census Bureau. The goals of the ATUS-X project are:

- To collect and preserve ATUS data and documentation
- To harmonize the data from different years of data collection
- To make it easy to create data files containing the ATUS variables a user needs

Time is our scarcest resource...use it wisely!

New Users

Create an ATUS-X Account
Navigating the Site

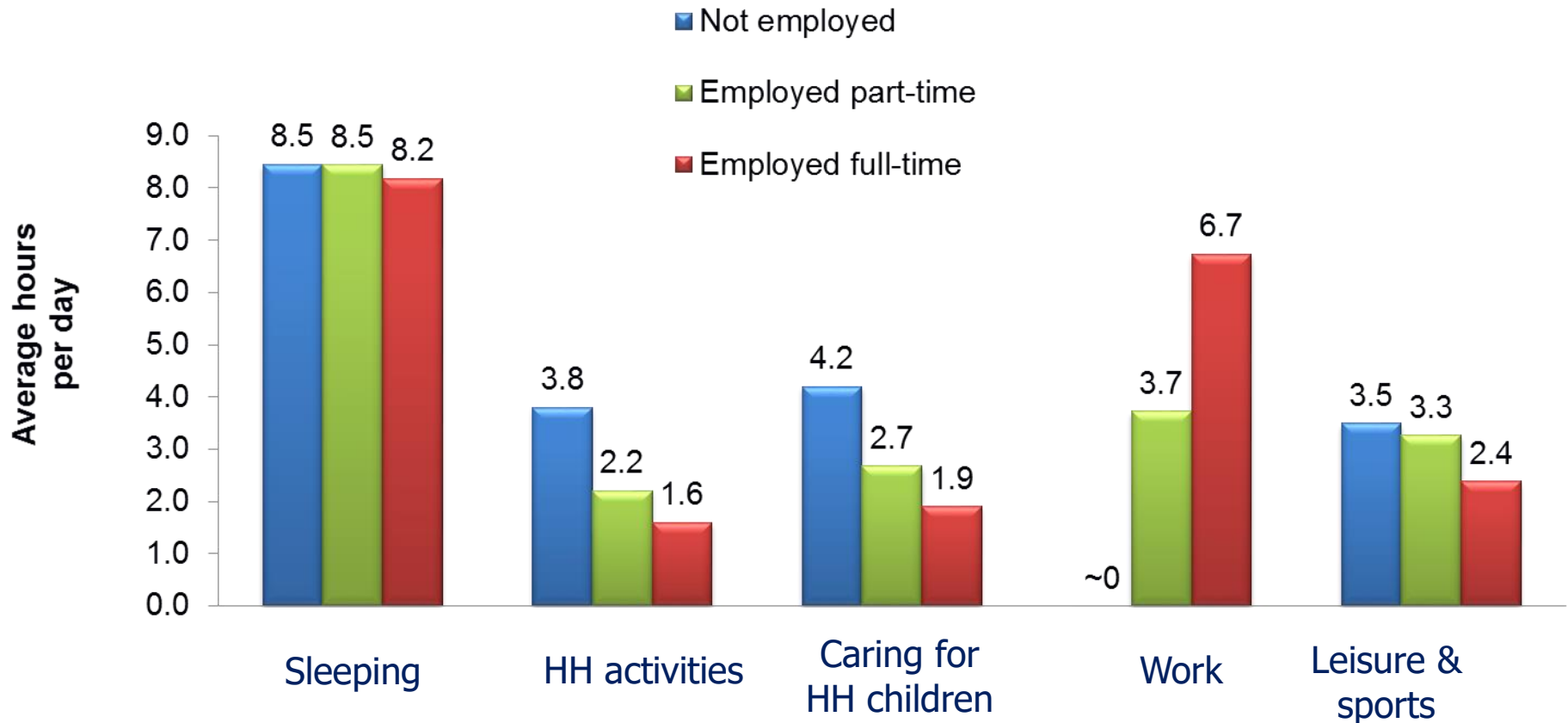
Time Use News

Workshop on 1965-2014
American and European
Time Use Surveys
Time Use Conference: Time
Use Across the Life Course
Link to CPS
Eldercare Recipient Data

- <https://www.atusdata.org/atus/>
- Supported by the MN Population Center, MD Population Research Center
- Sponsored by NIH, NICHD; USDA, ERS

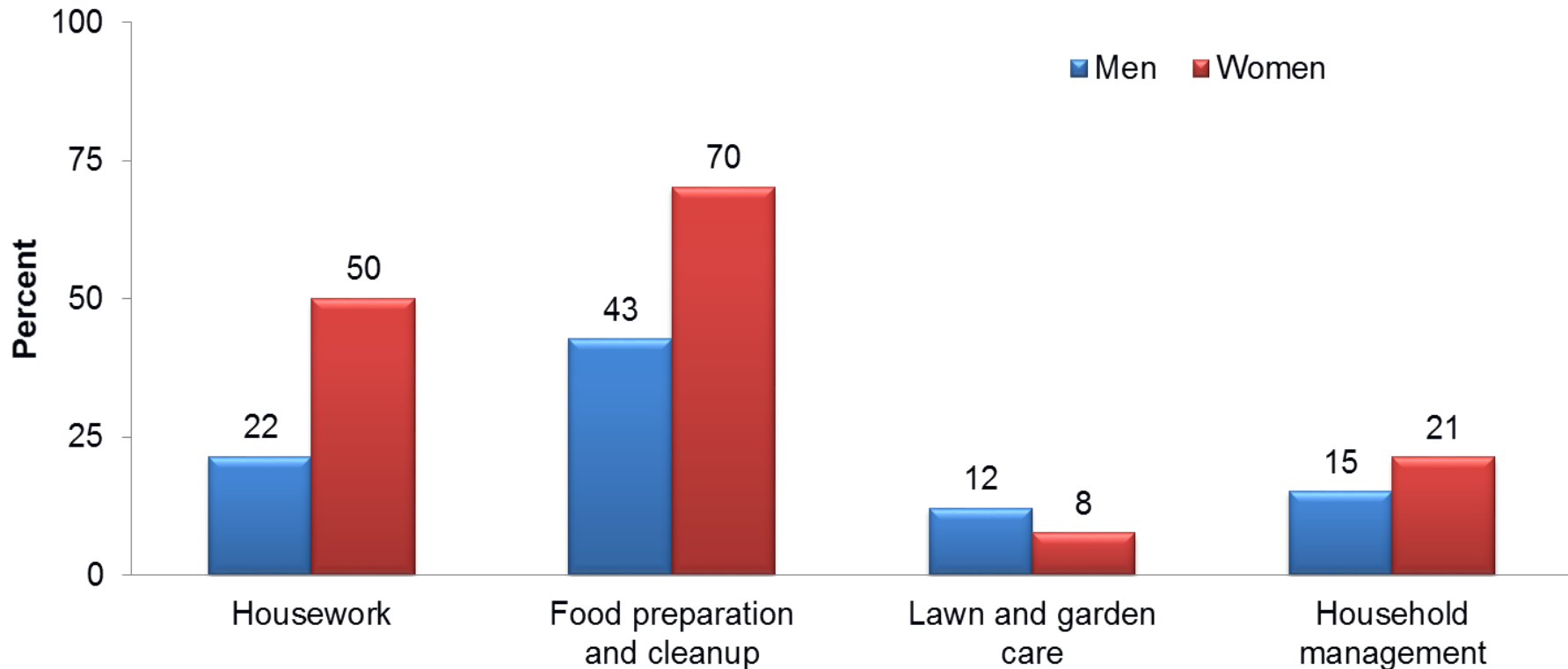


Weekday time use of married women living with young children, by employment status



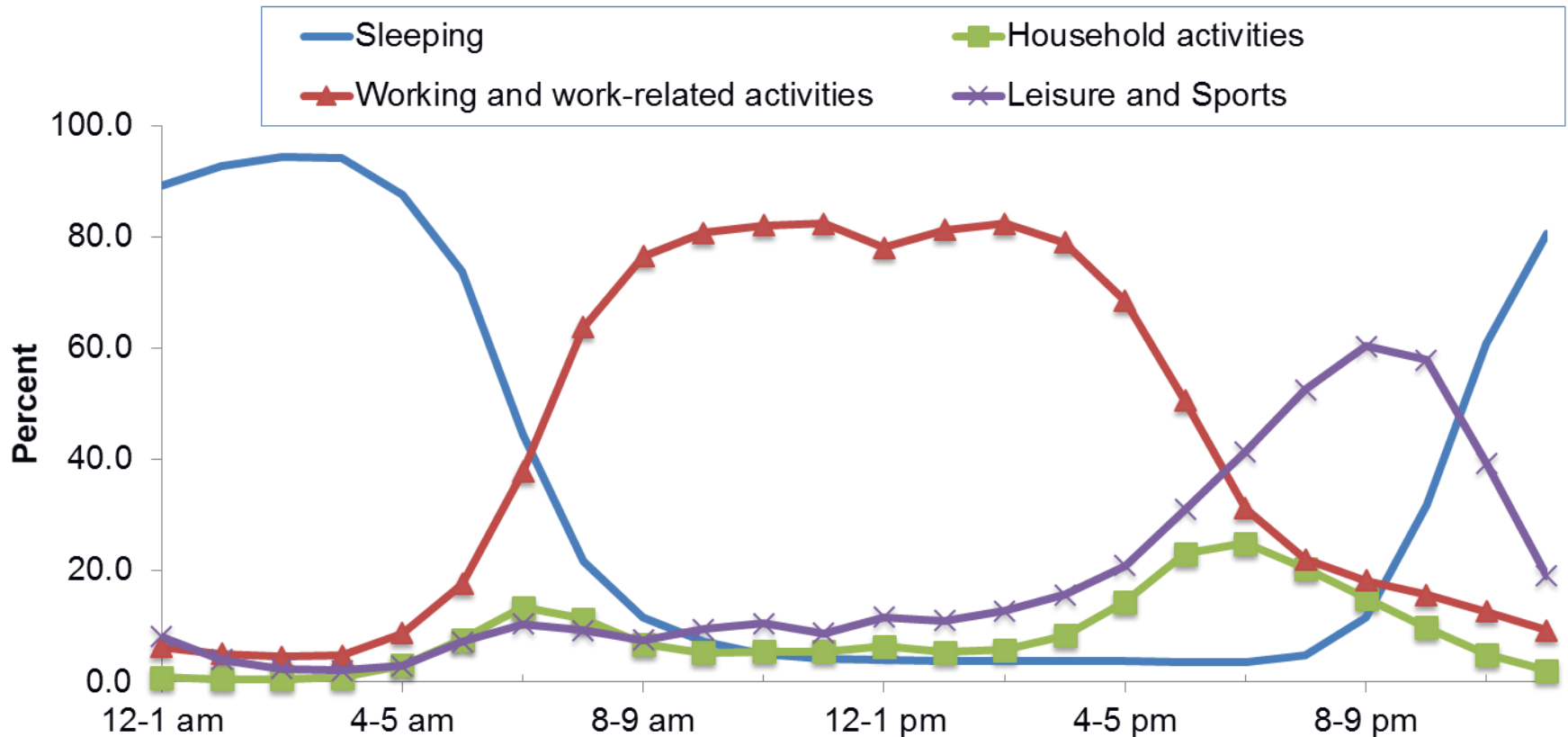
NOTE: All married women, 25 to 54, with a child under 6 present in the household. Data include non-holiday weekdays and are annual averages for 2015.

Percent of population who did household activities on an average day



NOTE: All noninstitutionalized persons age 15 and over, and all days of the week. Annual averages for 2015. Travel related to these activities is not included in these estimates.

Percent of employed persons who did selected activities on workdays by hour of the day



NOTE: Full-time employed persons, 15+, on days they worked.
Data are an average for 2011-15.



Interactive charts

- Interactive charts can be found at: <https://www.bls.gov/tus/charts.htm>



Future plans

- Research on using web collection to improve response rates



Contact Information

Jay Stewart

Division Chief

Office of Productivity and Technology

www.bls.gov/dpr/stewart.htm

202-691-7376

Stewart.Jay@bls.gov



What is the ATUS?

- A continuously-collected survey of how, where, and with whom Americans spend time
 - ▶ Activities: paid work, household work, child care, sleeping, eating, leisure and sports
 - ▶ Location: home, work, outdoors, store
 - ▶ Who with: family, friends, coworkers



IE321-026 [RF] © www.vissalphotos.com



What is the ATUS?

- ATUS also collects:
 - ▶ Demographic information
 - ▶ Labor force status, industry, occupation, earnings
 - ▶ Household composition
 - ▶ School enrollment status

