

**United Nations Regional Meeting on Disability Measurement and Statistics
in support of the 2030 Agenda for Sustainable Development and
the 2020 World Population and Housing Census Programme
Bangkok, Thailand
26-28 July 2016**



**APPROACHES USED TO
MEASURE DISABILITY
THROUGH CENSUSES :
MALAYSIAN EXPERIENCE**



27 July 2016

CONTENT

- ❑ BACKGROUND
- ❑ CENSUS TOPICS
- ❑ CENSUS ON DISABILITY
- ❑ QUESTION ON PERSON WITH DISABILITIES
- ❑ DEFINITION ON PERSON WITH DISABILITIES
- ❑ TYPE OF DISABILITIES
- ❑ ISSUES & CHALLENGES AND LESSON LEARNED
- ❑ SOURCE OF DISABILITY DATA
- ❑ STATISTICS ON DISABILITY



BACKGROUND

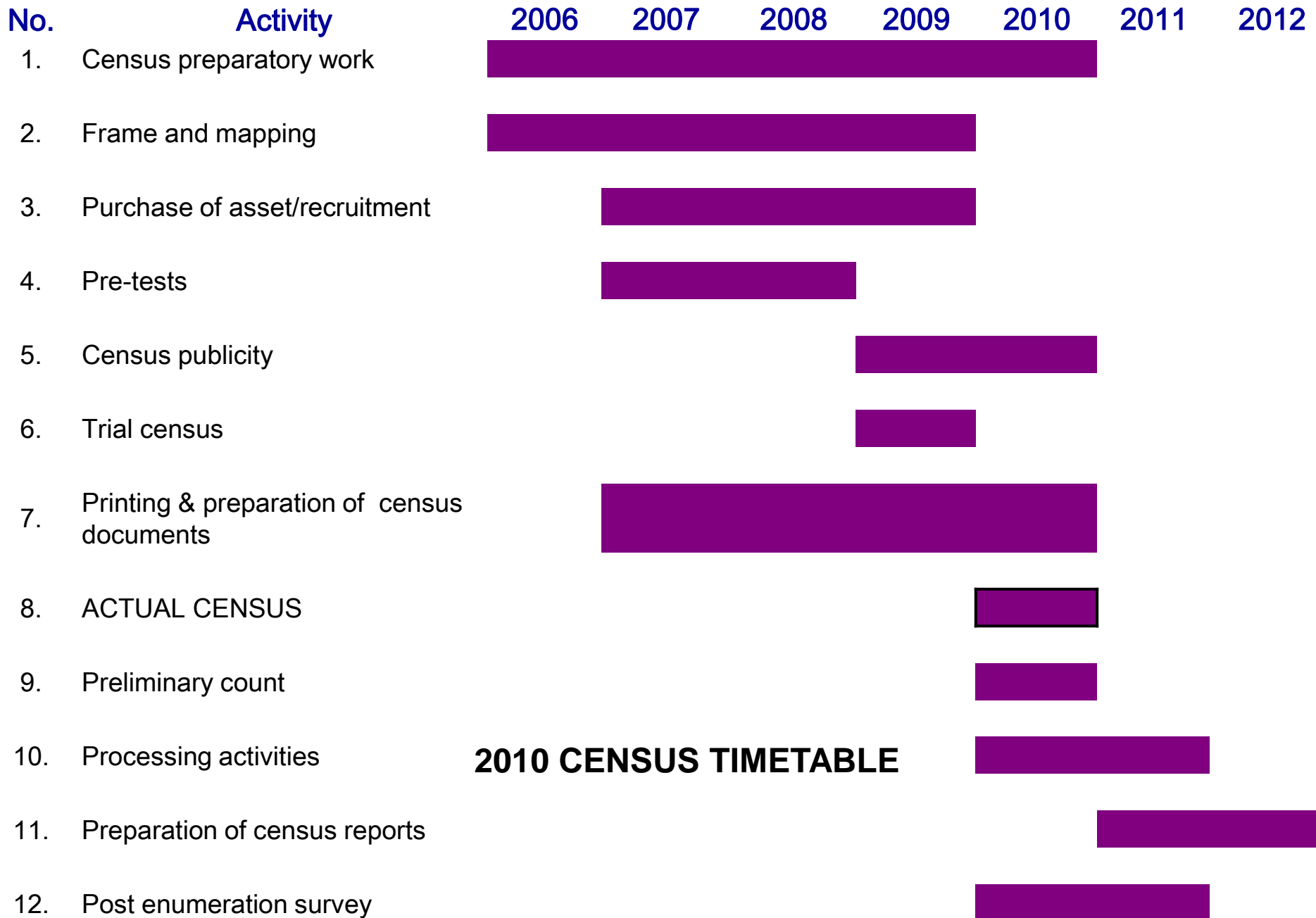
Population and Housing Census is carried out every 10 years

Census 2010 is the fifth series of Census conducted by DOSM (1970,1980,1991,2000 and 2010). Census Date is on **6 July 2010**

The objective is to have a total coverage and to accurately count and measure the numbers and key characteristics of the population, households and living quarters in Malaysia.

The Census is conducted based on the CENSUS ACT, 1960 (Act 16), revised 1969 with the collaboration of the State Governments.

Follows UN recommendations- *Principles and Recommendations for Population and Housing Censuses, Revision 2, UN.*



2010 CENSUS TIMETABLE

APPROACH/METHOD – DATA COLLECTION

Census-taking using multi-modal approach:

- The traditional face to face interview
- Self enumeration using:
 - ❖ Manual/hard copy forms (Drop- off pick-up method)
 - ❖ Electronic/internet based form (e-Census)



CENSUS TOPICS

➤ Living Quarters Information

- Type
- Location
- No. of storey
- Construction material of outer walls
- Occupancy
- No. of rooms/bedrooms
- Facilities-
water/electricity/toilet/garbage collection

➤ Households Information

- No. of persons per household
- Disability
- Ownership status
- Rented household/Rental payment
- Household items
- Involvement in agriculture activities



CENSUS TOPICS

- Persons information
 - Demographic & social characteristics- age, sex, marital status, religion, ethnicity etc
 - Geographical & migration
 - Education
 - Economics- (Occupation & Industry)
 - Fertility & mortality – East Malaysia only
 - Disability

Census information on disability :
collected during 2000 & 2010 Census

CENSUS ON DISABILITY

Reasons for inclusion

- Request from the Ministry of Women, Family & Community Development (MWFCD)
- To obtain disability statistics

Definition, category & classification

- From the Department of Social Welfare under MWFCD

Question development

- Tested during Pre-test & Trial Census
- Feedback from Department of Social Welfare

Method of questioning

- Face-to-face interview: Based on answer from respondents or observation by enumerators
- Self-enumeration : Based on answer from respondents

QUESTION ON PERSONS WITH DISABILITIES

B6

Is any member of this household handicapped?

No

Yes





Type of handicap

- 1 - Sight
- 2 - Hearing
- 3 - Speech
- 4 - Limbs
- 5 - Mental
- 6 - Others

(Fill in the respective handicap code for the relevant member only; transfer the code(s) to Question C-30 for the respective person)

(Multiple answers accepted)



D29 ADAKAH ANDA MENGALAMI SEBARANG KATEGORI KURANG UPAYA SEPERTI BERIKUT?
DO YOU EXPERIENCE ANY FORM OF DISABILITIES AS FOLLOWS?

NOTA / NOTE:

Jawapan berganda diterima
Multiple answers accepted

1 Ya / Yes 2 Tidak / No

- 1 Penglihatan / Sight
- 2 Pendengaran / Hearing
- 3 Pertuturan / Speech
- 4 Fizikal / Physical
- 5 Masalah pembelajaran / Slow learner
- 6 Mental

DEFINITION ON PERSON WITH DISABILITIES: POPULATION & HOUSING CENSUS

A person who experience loss, change or abnormalities of any parts of the body, nervous system, organ functions or limitation of physical/mental abilities

A disability may be present from birth, or occur later in life and may be permanent or temporary in nature (more than six (6) months).

This condition prevent the person to participate fully and effectively in performing basic activity functions, living in a society and interact in physical and cultural environment

TYPE OF DISABILITIES



SIGHT IMPAIRMENT

An individual who is unable to see completely or experience limited eyesight either on one eye or both even by using vision aids such as spectacles or contact lenses.

HEARING IMPAIRMENT

An individual who is unable to hear clearly in both ears without using hearing aid or unable to hear completely even by using hearing aid.



SPEECH IMPAIRMENT

An individual who is unable to speak (mute) but can hear

PHYSICAL DISABILITIES

An individual who is physically disabled due to loss of his/her body functions or any of his/her limb in any part of his/her body which may hinder his/her ability to live a normal life. Example: little people, lost of arm or feet or both, lost of thumb, paralysed, spina bifida, muscular dystrophy and cerebral palsy




TYPE OF DISABILITIES



SLOW LEARNER

An individual whose learning ability is not at the same level of his/her biological age. Example: slow learner, down syndrome, intellectual disability, autism, attention deficit hyperactive disorder (ADHD), specific learning problems (dyslexia, dyscalculia, dygraphia) and global development delay



MENTAL DISORDER

An individual who suffers from severe mental disability and has undergone treatment or diagnosed as such for at least two years by a psychiatrist. Types of mental illnesses under this category are schizophrenia, mood disorder and chronic organic mental disorder



MULTIPLE DISABILITIES

An individual who suffers from more than one disability and not suitable to be classified under any of the six (6) other categories. Example: an individual who suffers from 2 types of disabilities (sight and hearing disabilities) will be registered under the multiple disabilities category

ISSUES & CHALLENGES AND LESSON LEARNED

ISSUES & CHALLENGES

- Unwillingness to answer by respondents
- Stigma on disability
- Lack of experience of enumerators
- Low/non-response caused under-reporting of disability data
- Inconsistent data on disability compared to administrative data

LESSON LEARNED

- Promote awareness to the public to give cooperation
- Promote awareness on the importance of census information
- Improve training of enumerators/supervisors/etc
- Strengthen cooperation with other agencies involved in disability program
- Administrative data as control figure for editing of disability data

SOURCE OF DISABILITY DATA

**POPULATION &
HOUSING
CENSUS DATA**

**DEPARTMENT OF
SOCIAL WELFARE**

**MINISTRY OF
HEALTH**

**ADMINISTRATIVE
DATA**

**MINISTRY OF
EDUCATION**

OTHER AGENCIES & NGO's

STATISTICS ON DISABILITIES

**JADUAL 10.3 : PENDAFTARAN ORANG KURANG UPAYA
MENGIKUT KATEGORI KETIDAKUPAYAAN, 2014**

Table 10.3 : Registration of PWD's by Category of Disabilities, 2014

Kategori Ketidakupayaan / <i>Disabilities Category</i>	TAHUN
	2014
Penglihatan / <i>Vision Impair</i>	50,827
Pendengaran / <i>Hearing</i>	62,153
Fizikal / <i>Physical</i>	174,795
Masalah Pembelajaran / <i>Learning Disabilities</i>	188,911
Pertuturan / <i>Speech</i>	3,988
Mental / <i>Mental</i>	24,263
Pelbagai / <i>Others</i>	27,025
Jumlah/ <i>Total</i>	531,962

Source: Department of Social Welfare

<http://www.jkm.gov.my/jkm/uploads/files/pdf/Buku%20JKM%202014.pdf>

STATISTICS ON DISABILITIES

JADUAL 10.4 : BILANGAN OKU BARU BERDAFTAR MENGIKUT KUMPULAN UMUR, KATEGORI KETIDAKUPAYAAN DAN JANTINA, 2014

Table 10.4 : Number of New Registration of PWD's by Category of Disabilities, Age Group and Sex, 2014

Kumpulan Umur / Age Group	Penglihatan		Pendengaran		Fizikal		Masalah Pembelajaran		Pertuturan		Mental		Pelbagai		Jumlah	
	Visiion Impair		Hearing		Physical		Learning Disabilities		Speech		Mental		Others		Total	
	L	P	L	P	L	P	L	P	L	P	L	P	L	P	L	P
	M	F	M	F	M	F	M	F	M	F	M	F	M	F	M	F
Kurang dari 6 tahun / Below 5 years	82	71	119	101	420	320	957	608	14	11	6	2	239	168	1,837	1,281
7 - 12 tahun / years	173	116	171	144	424	316	1,788	1,085	53	29	9	4	289	177	2,907	1,871
13 - 18 tahun / years	181	117	192	134	539	343	1,128	702	12	6	42	35	128	91	2,222	1,428
Jumlah / Total (a)	436	304	482	379	1,383	979	3,873	2,395	79	46	57	41	656	436	6,966	4,580
19 - 21 tahun / years	105	49	92	72	395	206	522	304	6	4	86	48	70	42	1,276	725
22 - 35 tahun / years	465	277	371	296	1,418	761	884	704	33	34	707	462	253	174	4,131	2,710
36 - 45 tahun / years	418	257	217	191	1,321	746	412	351	36	14	801	515	196	111	3,401	2,185
46 - 59 tahun / years	752	451	377	329	1,809	1,156	294	245	19	18	682	556	231	147	4,164	2,902
60 tahun ke atas / 60 years and above	627	379	400	239	1,450	956	60	67	17	5	218	176	155	99	2,927	1,921
Jumlah / Total (b)	2,367	1,413	1,457	1,129	6,393	3,825	2,172	1,671	111	75	2,494	1,757	905	573	15,899	10,443
Jumlah / Total (a + b)	2,803	1,717	1,939	1,508	7,776	4,804	6,045	4,066	190	121	2,551	1,798	1,561	1,009	22,865	15,023

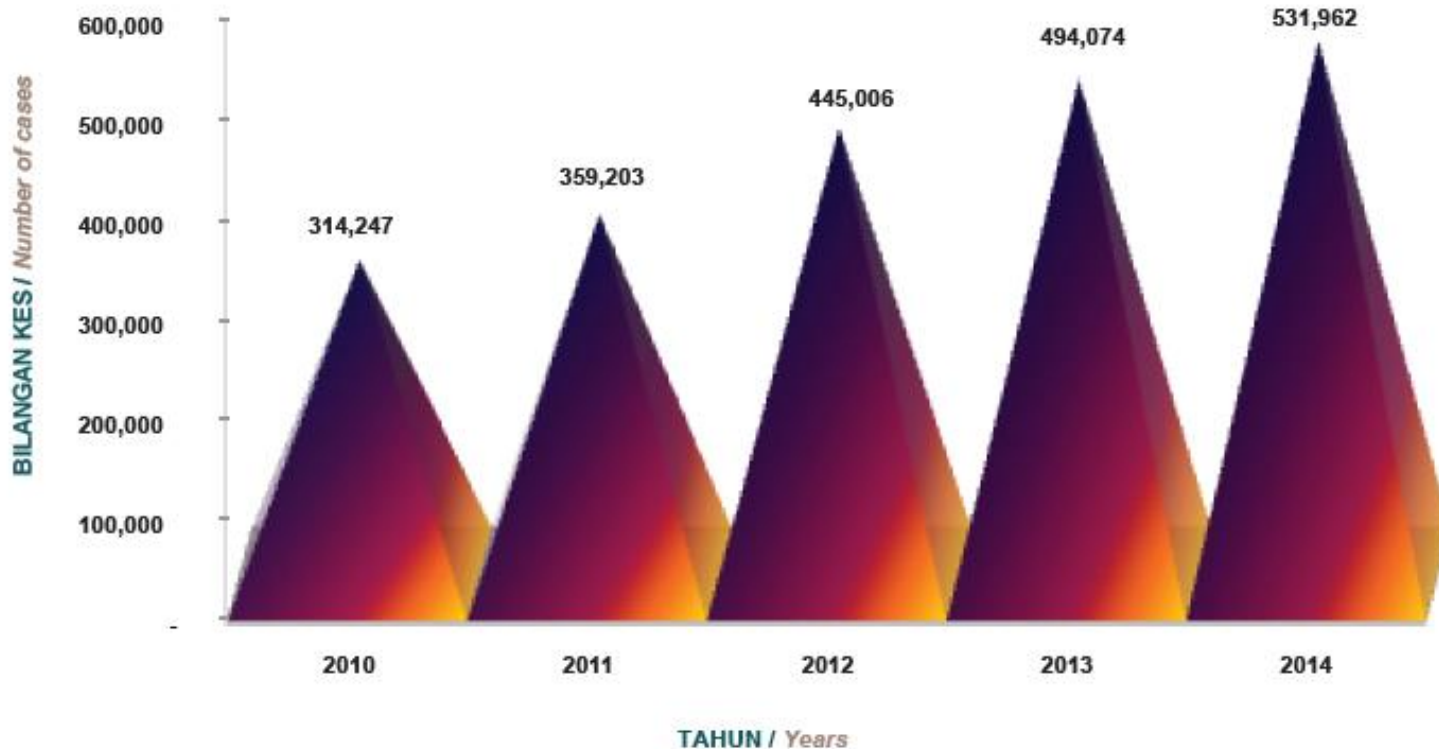
Source: Department of Social Welfare

<http://www.jkm.gov.my/jkm/uploads/files/pdf/Buku%20JKM%202014.pdf>

STATISTICS ON DISABILITIES

CARTA 18 : PENDAFTARAN ORANG KURANG UPAYA (OKU), 2010-2014

Chart 18 : Registration of Persons With Disabilities (PWD's), 2010-2014



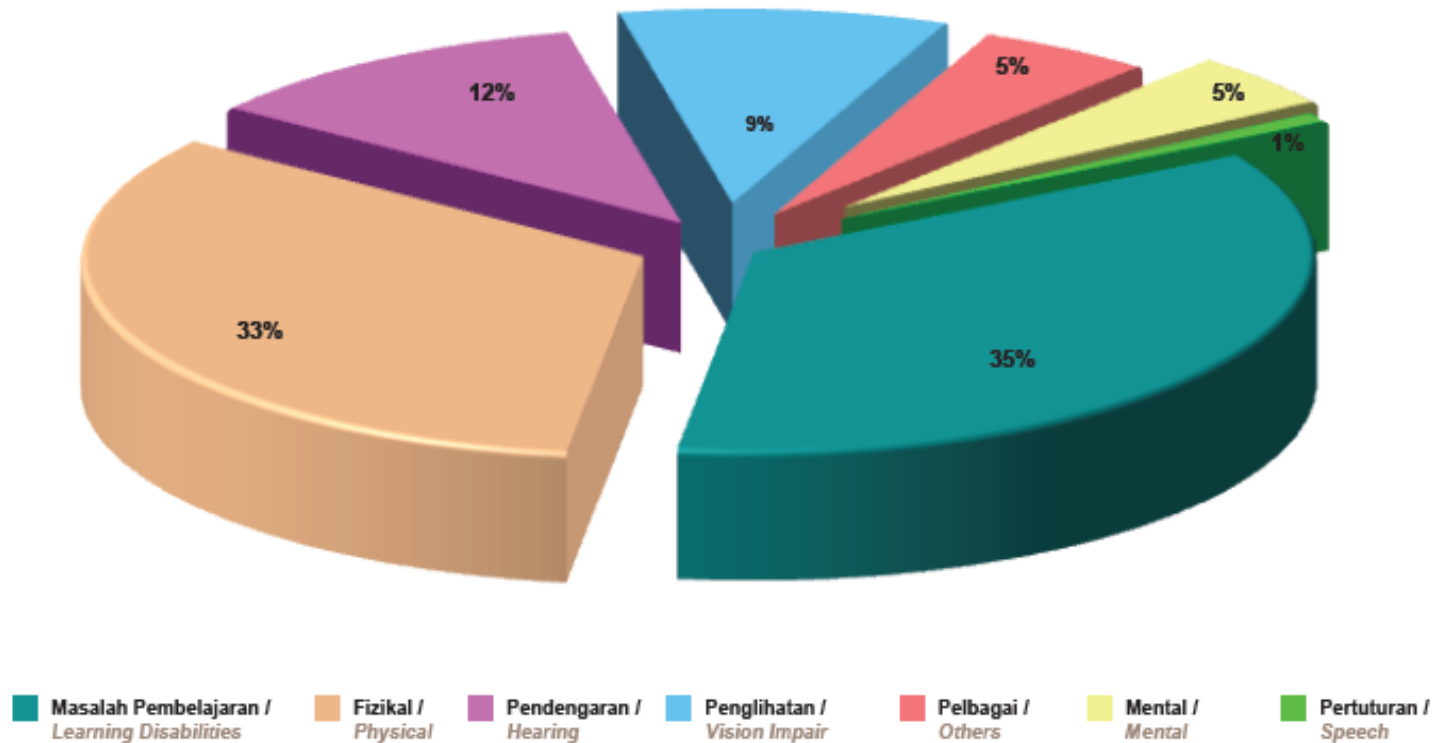
Source: Department of Social Welfare

<http://www.jkm.gov.my/jkm/uploads/files/pdf/Buku%20JKM%202014.pdf>

STATISTICS ON DISABILITIES

CARTA 19 : PERATUS OKU MENGIKUT KATEGORI KECACATAN, 2014

Chart 19 : Percentage of PWD's by Category of Disabilities, 2014



Source: Department of Social Welfare

<http://www.jkm.gov.my/jkm/uploads/files/pdf/Buku%20JKM%202014.pdf>

Thank You



SOURCES OF DATA

POPULATION CENSUSES

- DOSM

ADMINISTRATIVE SOURCES

- DOSW
- MOE

SAMPLE SURVEYS

- MOH