



UNITED NATIONS  
8<sup>TH</sup> GLOBAL FORUM  
ON GENDER STATISTICS  
30 SEPTEMBER / 1 OCTOBER 2021

# From the 2020 World's Women Report to the UN Gender Data Hub

Session VI: What's next? Paving the way forward for gender statistics

1 October 2021

**Carmelle J. Terborgh, Ph.D.**

Lead Account Manager, Nonprofit and Global Organizations

Esri

# World's Women Report 2020

- Discover: Data Stories
- Explore: by Dataset Theme or Region
- Search: Open Data
- Create: compelling Maps

## Highlighted Stories

Explore highlighted stories below or click button to view all stories



Coronavirus-19: gender and health

Explore



Women and men in the labour force

Explore



Women in managerial positions

Explore

View All Stories

## Explore Stories by Region

Select region on the map to explore stories by region



Population and Families



Health



Education



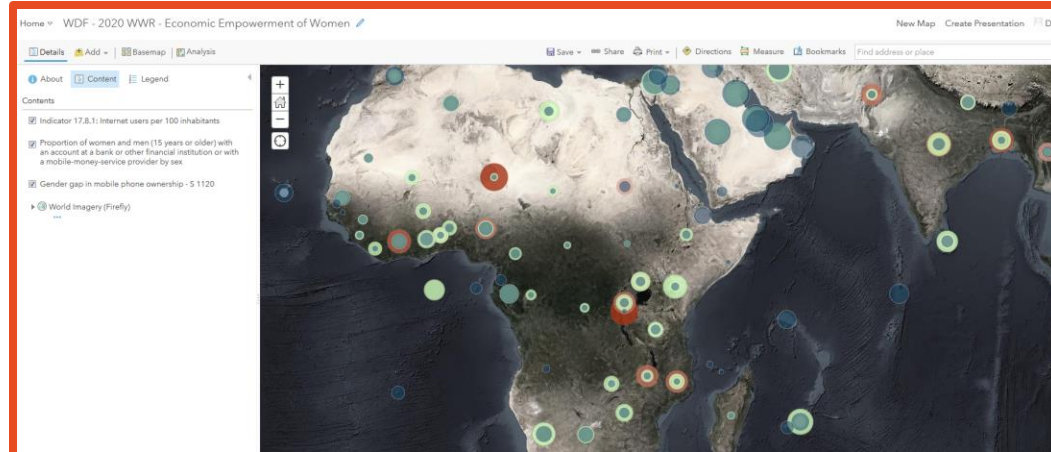
Economic Empowerment



Power and Decision Making

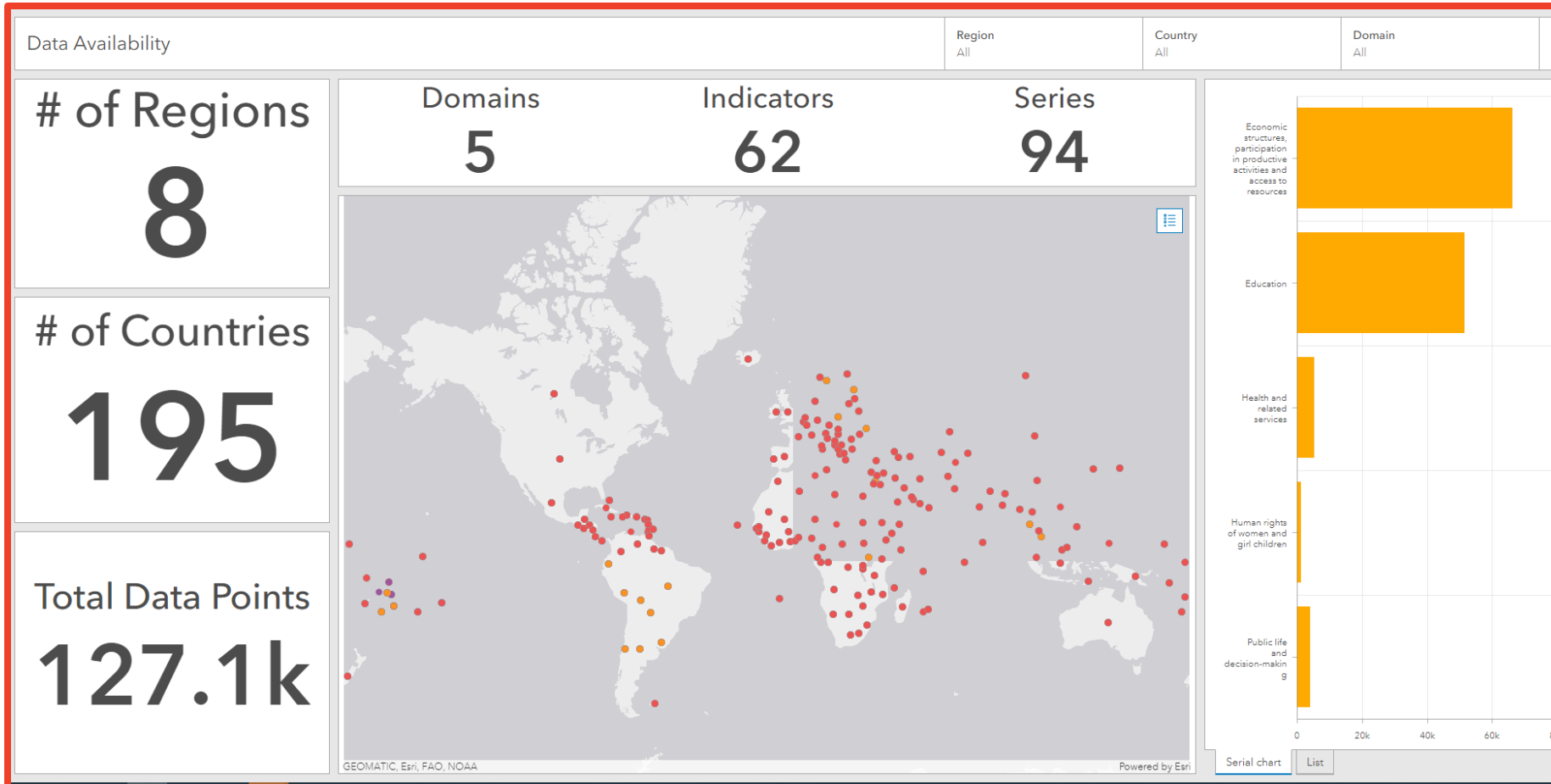


Violence Against Women & the Girl Child



UNITED NATIONS  
8<sup>TH</sup> GLOBAL FORUM  
ON GENDER STATISTICS  
30 SEPTEMBER / 1 OCTOBER 2021

# Gender Data Portal



**UN - Gender Data Portal**

**Gender Data Portal**

The World's Women 2020: Trends and Statistics compiles 100 data stories that provide a snapshot of the state of gender equality worldwide. Presented on an interactive portal, the report analyses gender equality in six critical areas: population and families; health; education; economic empowerment and asset ownership; power and decision-making; and violence against women and the girl child as well as the impact of COVID-19.

The World's Women reports are prepared by the Statistics Division of the UN Department for Economic and Social Affairs (UN DESA) at five-year intervals, starting in 1990. Seven reports have been published as part of the The World's Women series.

**Data at a Glance**

Region	Country	Domain
All	All	All

# of Regions	Domains	Indicators	Series
8	5	62	94

# of Countries	Total Data Points
195	127.1k

World Map: A world map showing data availability for various countries, with red and orange dots indicating the presence of data points. The map is powered by Esri, FAO, and NOAA.

**Minimum Sets of Gender Indicators**

Agreed by the United Nations Statistical Commission (decision 45/102) in 2013 as a guide for national production and international compilation of gender statistics, the Minimum Set of Gender Indicators is a collection of 31 quantitative indicators and 11 qualitative indicators addressing relevant issues related to gender equality and/or women's empowerment.

**Time Use Indicators**

Time use statistics are quantitative summaries of how individuals "spend" or allocate their time over a specified period – typically over the 24 hours of a day or over the 7 days of a week. They offer a unique tool for exploring a wide range of policy concerns including assessing quality of life or general well-being, analyzing division of labour between women and men, improving estimates of all forms of work (paid and unpaid) and estimating household production and its contribution to GDP.

**Violence Against Women**

Women throughout the world are subjected to physical, sexual, psychological and economic violence, regardless of their income, age or education, often leading to long-term physical, mental and emotional health problems. Click below to explore the data.

**World's Women 2020 Report**

The World's Women reports are prepared by the Statistics Division of the UN Department for Economic and Social Affairs (UN DESA) at five-year intervals, starting in 1990. Seven reports have been published as part of the The World's Women series.

**About**

This is the official website of the United Nations providing information on the latest available gender data and assessment of progress towards gender equality as presented in the World's Women 2020: Trends and Statistics portal. It is maintained by the United Nations Statistics Division (UNSD), a division of the Department of Economic and Social Affairs (DESA).

**Contact Us**

United Nations Statistics Division  
 Demographic and Social Statistics Branch  
 New York, NY 10017  
 Fax: +1 (212) 868 1851  
 Email: [gender@un.org](mailto:gender@un.org)

**Follow Us**

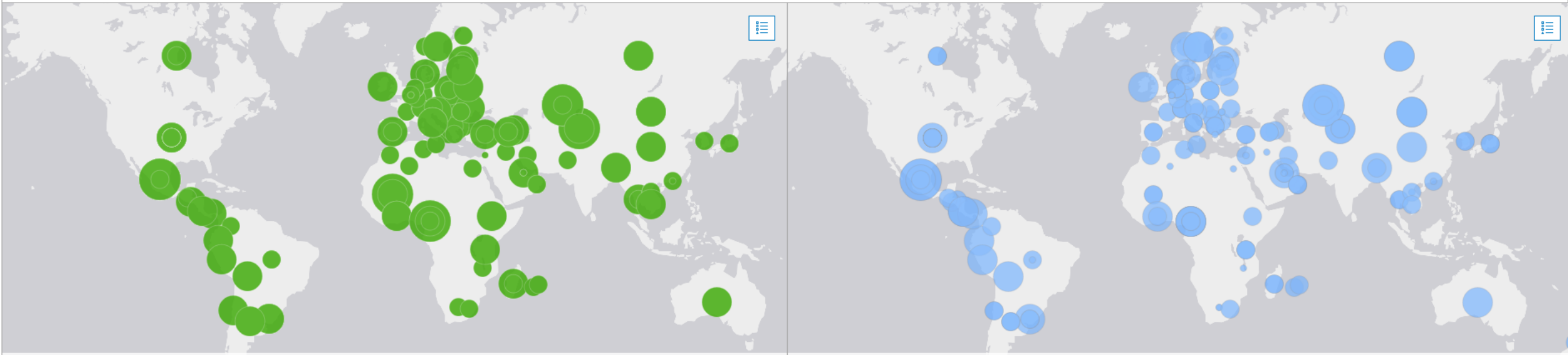
© 2022 United Nations. Terms of Use | Privacy Notice | Fiscal Alert

# Gender Data Portal: Time Series Data Visualization

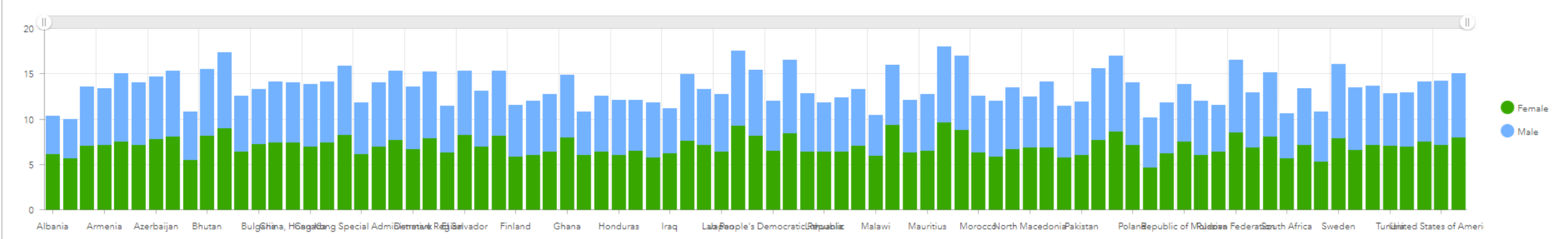
Gender Hub Time Series Data

Region: All      Country: All      Age Group: All

Average number of hours spent on total work combined (total work burden), by sex



Powered by Esri, FAO, NOAA



Total Work Burden      Unpaid Domestic Chores



**UNITED NATIONS  
8<sup>TH</sup> GLOBAL FORUM  
ON GENDER STATISTICS**

30 SEPTEMBER / 1 OCTOBER 2021