



**United
Nations**

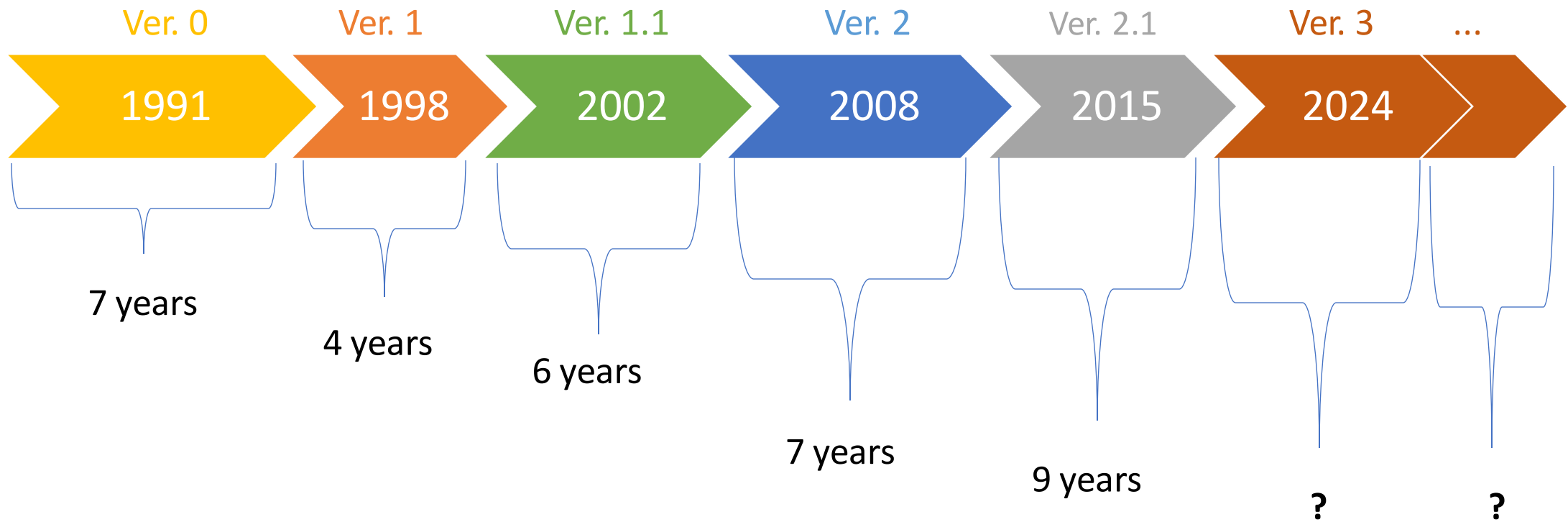
Department of
Economic and
Social Affairs

2023 Revision Cycle Survey: Product Classifications

United Nations Statistics Division

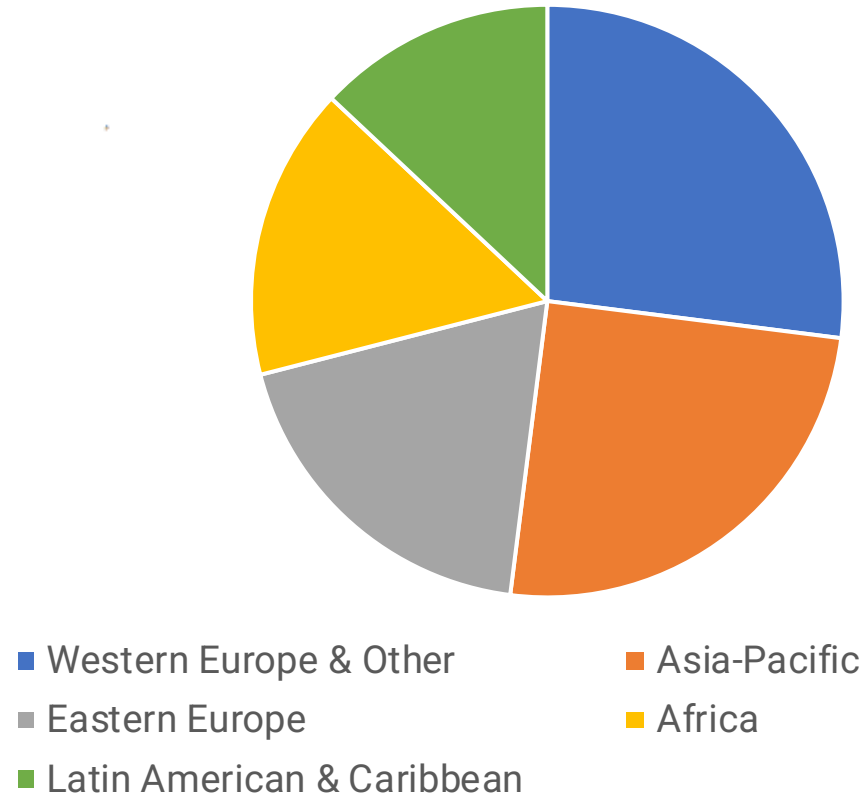
UN Committee of Experts on International Statistical Classifications
26 October 2023

CPC Revision History



Responses

- 96 responses
 - 97% from NSOs
 - 3% from regional organizations
- Regional breakdown
 - Western Europe & Other: 28%
 - Asia-Pacific: 26%
 - Eastern Europe: 19%
 - Africa: 15%
 - Latin American & Caribbean: 13%



Part B. Product Classification

Q1. What product classifications are used in your country?

- | | |
|---|-----|
| • National adaptation of CPC or CPA: | 30% |
| • CPC or CPA: | 28% |
| • National /regional classification: | 11% |
| • CPA/CPC + HS/CN: | 10% |
| • CPA/CPC + HS/CN + others: | 5% |
| • CPA/CPC + national/regional classification: | 3% |
| • HS/CN + national/regional classification: | 3% |
| • HS/CN only: | 3% |
| • N/A: | 3% |
| • Other combinations: | 2% |

Part B. Product Classification

Q2. Are the product classifications in your country national or regional adaptations of any of the following international or regional product classifications? (can select more than one)

- CPA: 50%
 - CPC: 46%
 - HS: 38%
 - Other: 4% (...)
 - NAPCS: 3%
-
- At least one of above: 96%

Part B. Product Classification

Q3. Please note below the primary product classification used in your country *[and respond to the remaining questions based on this classification]*:

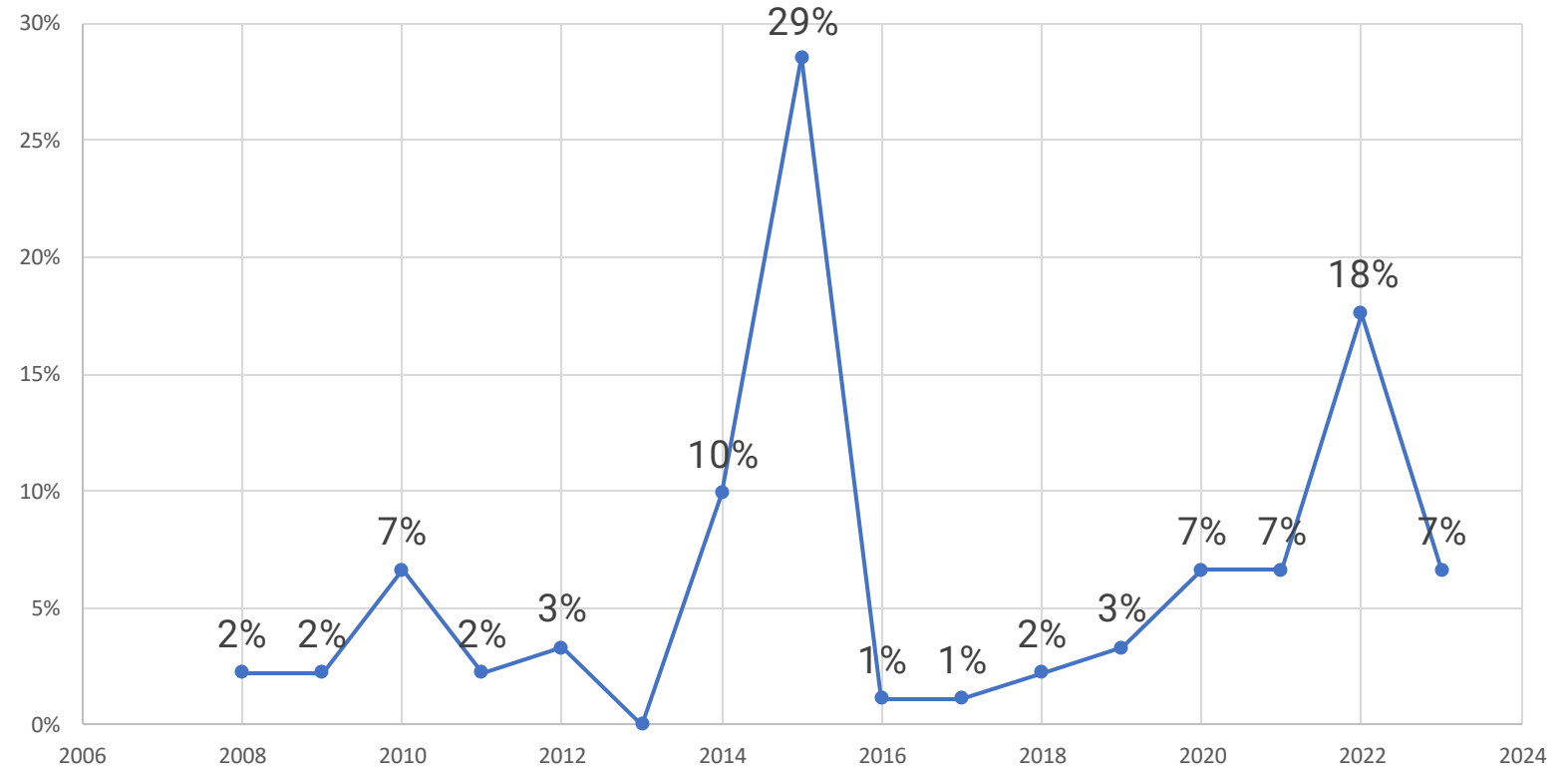
- CPA or CPC: 49%
- National/regional classification: 27%
- National version of CPA: 14%
- HS/CN: 5%
- N/A: 3%
- National version of HS: 1%
- PRODCOM: 1%

Part B. Product Classification

Q4. When was the primary product classification in your country last revised?

Between:

- 2008-13: 16%
- 2014-15: 37%
- 2016-19: 7%
- 2020-23: 36%
- N/A: 4%



Part B. Product Classification

Q5. Does your country have a regular revision cycle for the national product classification?

- Yes: 32%
- No: 68%

If no, what are the main factors that prompt a revision of your classification?

- | | |
|--|-----|
| ○ Revision of int'l standards: | 65% |
| ○ Own reasons (new products; economic census): | 14% |
| ○ Revision of int'l standards + own reasons: | 12% |
| ○ N/A; no classification or never revised: | 16% |

Part B. Product Classification

Q6. Please indicate the revision cycle of the primary product classification in your country:

- On a regular cycle: 55%
- On continuous basis: 45%

If on a regular cycle:

- Every 1-3 years: 50%
- Every 5-6 years: 36%
- Every 10+ years: 7%
- When GDP is rebased: 7%

Part B. Product Classification

Q7. Is the revision cycle of the primary product classification in your country linked to the revision cycle of any regional or international classification?

- Yes: 71%
- No: 29%

If yes, what is it linked to?

- | | |
|---|-----|
| ○ Revision of CPC/CPA: | 77% |
| ○ Revision of HS/CN: | 11% |
| ○ Revision of regional classification: | 3% |
| ○ Revision of PRODCOM: | 3% |
| ○ Revision of CPC/CPA + national circumstances: | 2% |
| ○ Revision of CPA but will soon be independent: | 2% |
| ○ Revision of HS/CN + regional tariff system: | 2% |

Part B. Product Classification

Q8. Is there a formal system at the national level (e.g. committee, working groups) to maintain the classification including organizing the consultation with users and discussion with experts to revise the classification?

- Yes: 53%
- No: 47%

Q9. If yes, please describe the consultation process for revising the product classification in your country (Can select more than one)

- Institutional and governmental stakeholders outside institution are consulted: 44%
- User feedback collected continuously between revisions: 24%
- User feedback collected only during specified periods prior to revision: 20%
- Other (i.e. consult with other countries in region): 8%

Part B. Product Classification

Q10. Once the product classification revision process has started, how long does it generally take to complete the revision?

- Less than one year: 21%
- *1 to 5 years: 71%
- More than 5 years: 5%
- Other: 3%

*(Generally 1-2 years, where specified)

Part B. Product Classification

Conclusions

- The **vast majority** of respondents are using **CPC/CPA** or a **national/regional adaptation**
- **Almost all** respondents note that their **classification is based on CPC/CPA** (and/or **HS/CN**)
- **Most** respondents note having a **formal system** at the national level to **maintain the classification**
- **Over 40%** of respondents note their classification **has been updated after 2015**
- **50%** of respondents with a **regular revision cycle** note a **1-3 year cycle**
- **Once revision has started**, most respondents note **1-2 years for completion**



**United
Nations**

Department of
Economic and
Social Affairs

2023 Revision Cycle Survey

Thank You!

Questions/comments

Contact:

Pedro Farinas (UNSD) farinas@un.org

UNSD Classification hotline chl@un.org