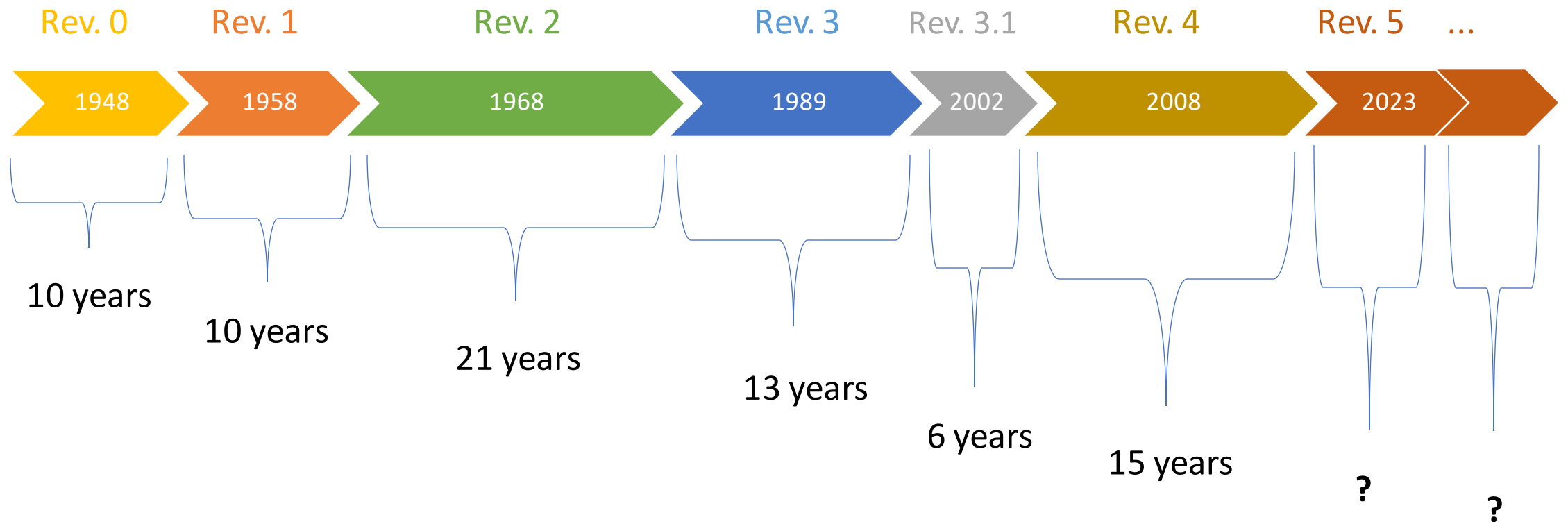


2023 Revision Cycle Survey: Industrial Activity Classifications

United Nations Statistics Division

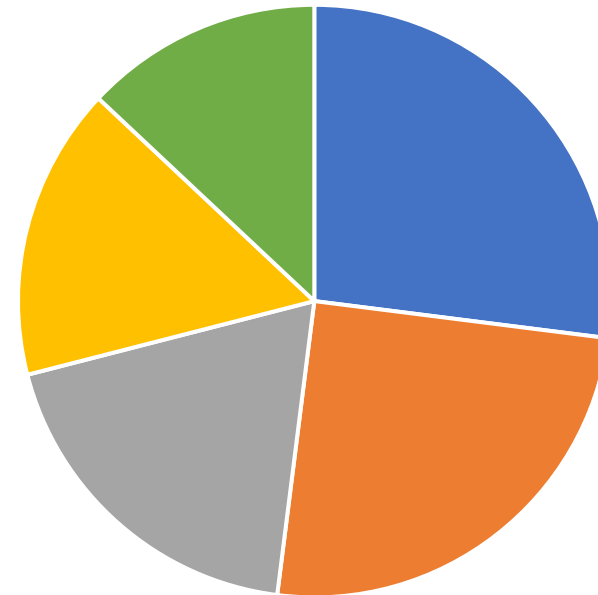
UN Committee of Experts on International Statistical Classifications
24 October 2023

ISIC Revision History



Responses

- 96 responses
 - 97% from NSOs
 - 3% from regional organizations
- Regional breakdown
 - Western Europe & Other: 28%
 - Asia-Pacific: 26%
 - Eastern Europe: 19%
 - Africa: 15%
 - Latin American & Caribbean: 13%



■ Western Europe & Other ■ Asia-Pacific
■ Eastern Europe ■ Africa
■ Latin American & Caribbean

Part A. Industrial Activity Classification

Q1. What classification of industrial activity is used in your country?

- NACE or national adaptation: 42%
- National classification: 28%
- ISIC: 23%
- NAICS or national adaptation: 3%
- ANZSIC: 2%
- NAEMA (AFRISTAT): 1%
- PACSIC: 1%

Part A. Industrial Activity Classification

Q2. Is the industry classification in your country a national or regional adaptation of any of these industry classifications? (can select more than one)

- ISIC: 59%
 - NACE: 45%
 - NAICS: 3%
 - ANZSIC: 1%
 - Other: 3% (NAEMA, PACSIC, etc.)
-
- At least one of above: 100%
 - Both ISIC & NACE: 9%

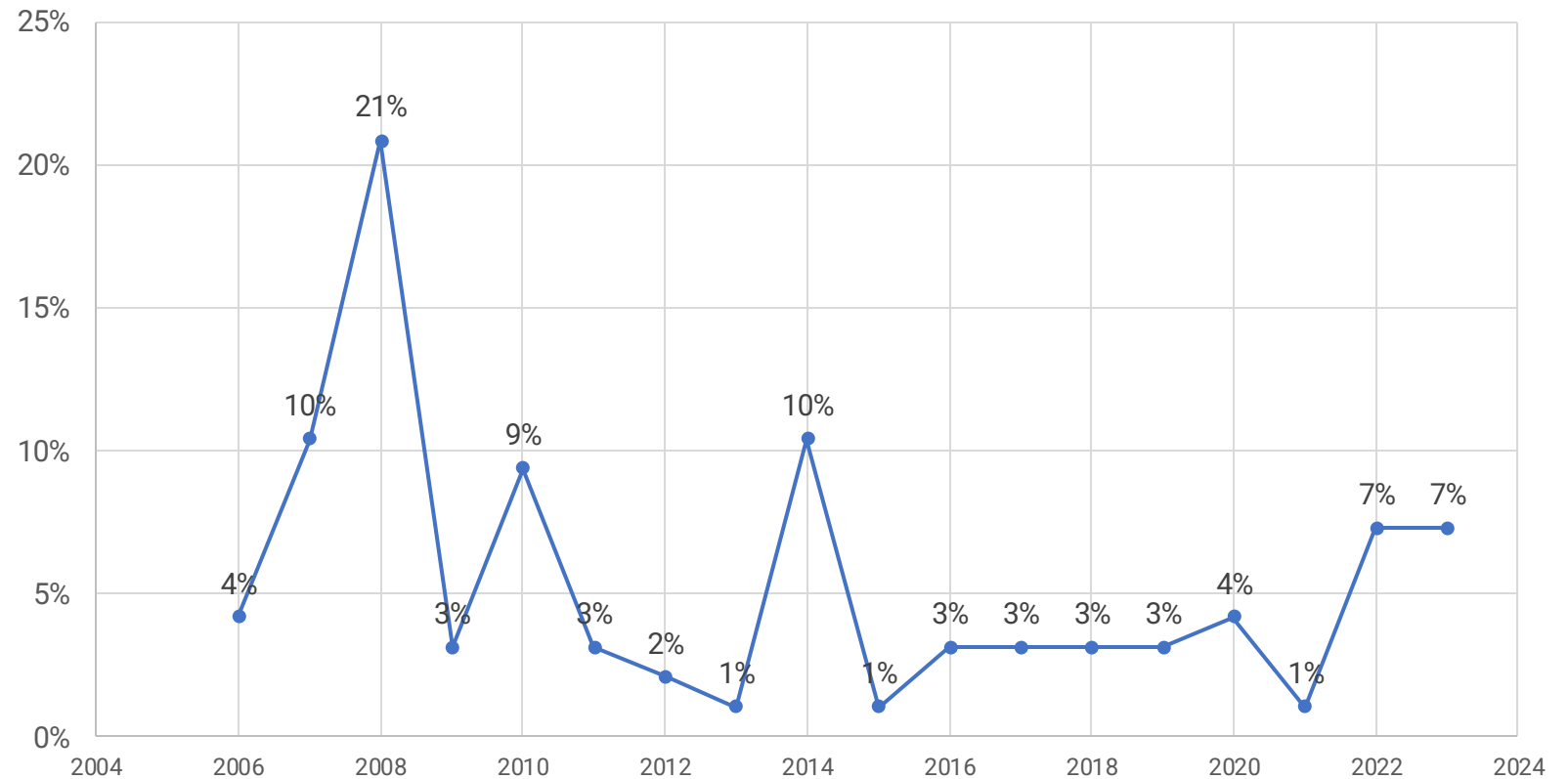
Part A. Industrial Activity Classification

Q3. When was the industry classification in your country last revised?

Between:

- 2006-08: 35%

- 2009-11: 16%
- 2012-14: 14%
- 2015-17: 7%
- 2018-20: 10%
- 2021-23: 16%
- (N/A: 2%)



Part A. Industrial Activity Classification

Q4. Does your country have a regular revision cycle for the national industry classification?

- Yes: 32%
- No: 68%

If no, what are the main factors that prompt a revision of your classification?

- Revision of int'l standards: 64%
- Own reasons (changes in economy; GDP rebasing): 17%
- Revision of int'l standards + own reasons: 12%
- N/A; no classification or never revised: 7%

Part A. Industrial Activity Classification

Q5. Please indicate the revision cycle of the industry classification in your country:

- On a regular cycle: 58%
- On continuous basis: 42%

If on a regular cycle:

- Every 1-2 years: 36%
- Every 5 years: 36%
- Every 10 years: 14%
- Every 10 years (to be continuous): 7%
- When GDP is rebased: 7%

Part A. Industrial Activity Classification

Q6. Is the revision cycle of the national industry classification in your country linked to the revision cycle of any regional or international classification?

- Yes: 80%
- No: 20%

If yes, what is it linked to?

- Revision of ISIC/NACE: 76%
- Revision of ISIC/NACE/other + national circumstances: 16%
- Revision of other regional/national classification: 8%

Part A. Industrial Activity Classification

Q7. Is there a formal system at the national level (e.g. committee, working groups) to maintain the classification including organizing the consultation with users and discussion with experts to revise the classification?

- Yes: 76%
- No: 24%

Q8. If yes, please describe the consultation process for revising the industry classification in your country (Can select more than one)

- Institutional and governmental stakeholders outside institution are consulted: 63%
- User feedback collected continuously between revisions: 32%
- User feedback collected only during specified periods prior to revision: 30%
- Other (consult with other countries in region; allow any individual to request change): 13%

Part A. Industrial Activity Classification

Q9. Once the industry classification revision process has started, how long does it generally take to complete the revision?

- Less than one year: 16%
- *1 to 5 years: 72%
- More than 5 years: 5%
- Other: 7%

*(Generally 1-3 years, where specified)

Part A. Industrial Activity Classification

Conclusions

- The **vast majority** of respondents are using **ISIC, NACE or a national/regional adaptation**
- **All** respondents note that their **classification is based on at least one other classification**; **most** note that their revision cycle is aligned with an international standard classification
- **Most** respondents note having a **formal system** at the national level to **maintain the classification**
- **Nearly 2/3** of respondents note their classification has **been updated since 2008**
- **Most** respondents with a **regular revision cycle** note a **1-5 year cycle**
- **Once revision has started**, most respondents note **1-3 years for completion**



**United
Nations**

Department of
Economic and
Social Affairs

2023 Revision Cycle Survey

Thank You!

Questions/comments

Contact:

Pedro Farinas (UNSD) farinas@un.org

UNSD Classification hotline chl@un.org