



# Eurostat activities

Fourth Meeting of the United Nations Committee of Experts  
on Business and Trade Statistics

Day 4, 8 July 2021

## **OUTLINE**

### **Overview of activities and legislative background**

- MoS and the progress made on the MoS Compiler's Guide

- STEC

- Services by BEC Rev. 5

# Overview of Activities

## ITSS

**ITSS by  
partner, product**

*Add: enterprise  
characteristics  
(STEC)*

*Add: Modes of  
Supply*

**ITSS by BEC Rev. 5**

## Classifications Correspondence tables

EBOPS

CPA

BEC

NACE

## Methodology

Compliance

Quality  
reporting

*Asymmetries analysis*

NOW

- International Trade in Services
- [Regulation \(EC\) No 184/2005 of the European Parliament and of the Council of 12 January 2005](#) on Community statistics concerning balance of payments, international trade in services and foreign direct investment
- **The data collection remains the same**

Nov  
2019

- **European Business Statistics (EBS) Regulation 2019/2152**
- **2 NEW data collections:**
  - **Trade in services by enterprise characteristics (STEC)**
  - **International Supply of Services (ISS) by Mode of Supply**

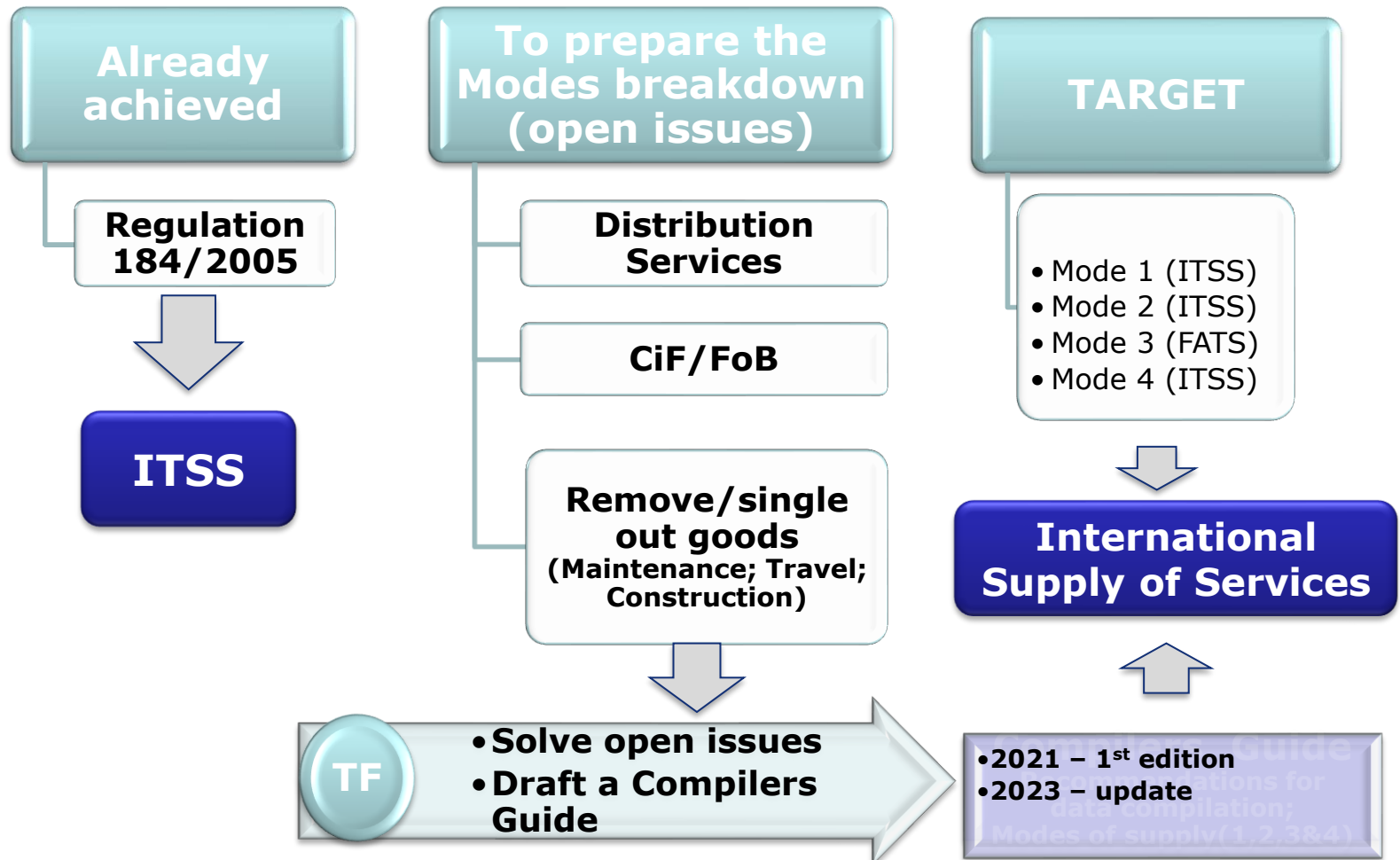
July  
2020

- **General implementing act (GIA) of the EBS Regulation - Commission Implementing Regulation 2020/1197**
- Defines the data requirements

2022  
onwards

- **Full implementation:**
- International trade in services statistics
- Trade in services by enterprise characteristics (STEC)
  - 1<sup>st</sup> reference year: **2022**
- International Supply of Services by Mode of Supply
  - 1<sup>st</sup> reference year: **2023**

# MSITS 2010



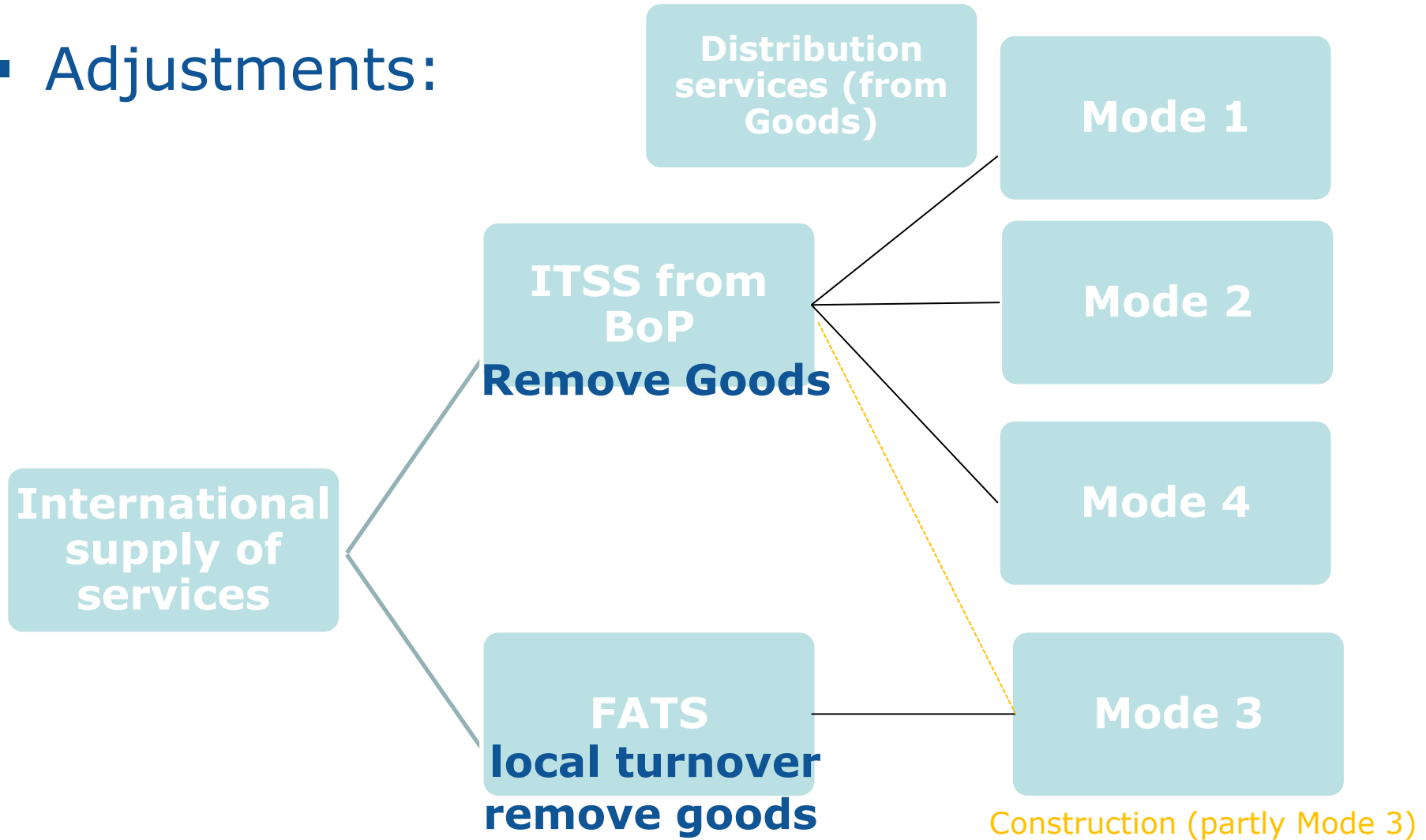
**Annual data on imports and exports of International Supply of Services by Mode of Supply (MSITS 2010/GATS concept)**

# Task Force on Modes of Supply

- Draft the MoS Compiler's Guide
- Members:
  - **OECD, WTO, UNSD**
  - **DG TRADE**
  - **14 EU/EFTA countries; US BEA; Statistics CA**
- Meeting of 25 March 2021
- *(Almost) final draft – June 2021*
  - Comments by ITSS and FATS WGs, discussed at July ITSS meeting
- *Finalise text by Sep 2021*
- Publish by end 2021

# Modes of Supply compilers guide

- Eurostat-WTO model – MSITS simplified model
- Adjustments:



Advanced techniques (e.g. surveys)

# Eurostat-WTO model (simplified version)

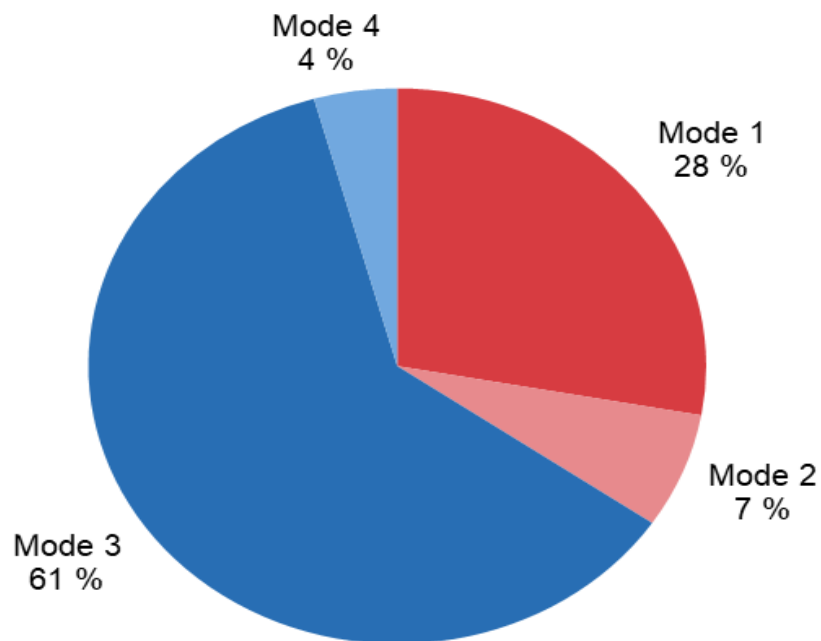
EBOPS 2010			Mode type (%)			
Level	Category	Category description	M1	M2	M3	M4
0	SSW	Services (including distribution services)				
2	SA	Manufacturing services on physical inputs owned by others		100		
2	SB	Maintenance and repair services n.i.e.		90		10
3	SC	Transport	90	10		
2	SD	Travel		100		
3	SD1	Goods (to be removed from travel)				
2	SE	Construction			50	50
2	SE	Construction (special case of intra-EU trade)			10	90
2	SF	Insurance and pension services	100			
2	SG	Financial services	100			
2	SI	Telecommunications, computer, and information services	80			20
2	SJ	Other business services	80			20
2	SK	Personal, cultural, and recreational services	75			25
3	SK1	Audio-visual and related services	70	10		20
4	SK11	Audio-visual services	70	10		20
4	SK12	Artistic related services	70	10		20
3	SK2	Other personal, cultural, and recreational services	75			25
4	SK21	Health services	75			25
4	SK22	Education services	75			25
4	SK23	Heritage and recreational services	75			25
4	SK24	Other personal services	75			25
2	SL*	Government goods and services n.i.e. debits (commercial services only)	10	10		10
2	SW**	Distribution services	100			

\* Distribution services (SW) is added for the Eurostat-WTO model.



# About 60 % of the EU services exports to non-member countries were supplied via commercial presence (Mode 3)

EU-27 exports of services to non-member countries, 2017



Note: Estimates using the simplified Eurostat model. Modes 1, 2 and 4: ITSS exports, adjusted by excluding goods and including distribution services from trade in goods statistics. Mode 3: outward FATS data.

# STEC

➤ [Eurostat-OECD STEC Compilers' Guide](#) – 2017 edition

➤ Voluntary data collection

experimental

➤ STEC disseminated as experimental statistics:  
→ **15 countries; 2018 data**

[https://ec.europa.eu/eurostat/statistics-explained/index.php?title=Services trade by enterprise characteristics - STEC](https://ec.europa.eu/eurostat/statistics-explained/index.php?title=Services_trade_by_enterprise_characteristics_-_STEC)

*European Business Statistics Regulation:*

→ **STEC becomes an official statistic**

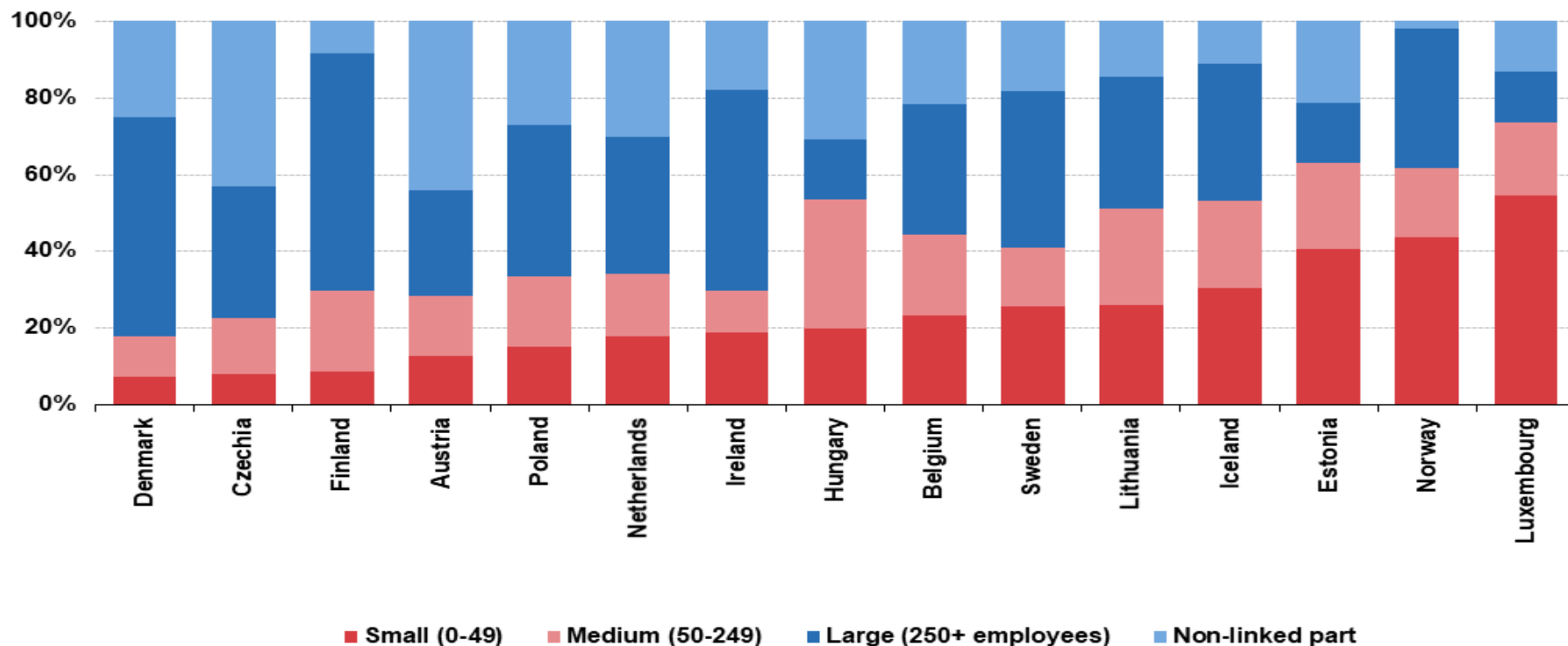
→ **First reference year: 2022**

✓ *Publish all available data – Q2 2022*

✓ *Increased coverage – Q2 2023*

## Services trade by enterprise size class and country, partner "rest of the world", Exports (%)

(%)



Note:  
 Estonia, Finland, Lithuania, the Netherlands and Poland- 2018 data; Ireland and Luxembourg - 2017 data;  
 Denmark and Norway - 2016 data; Belgium, Iceland, Hungary, Sweden - 2014 data;  
 Austria and Czechia - 2013 data

Source: Eurostat

eurostat 

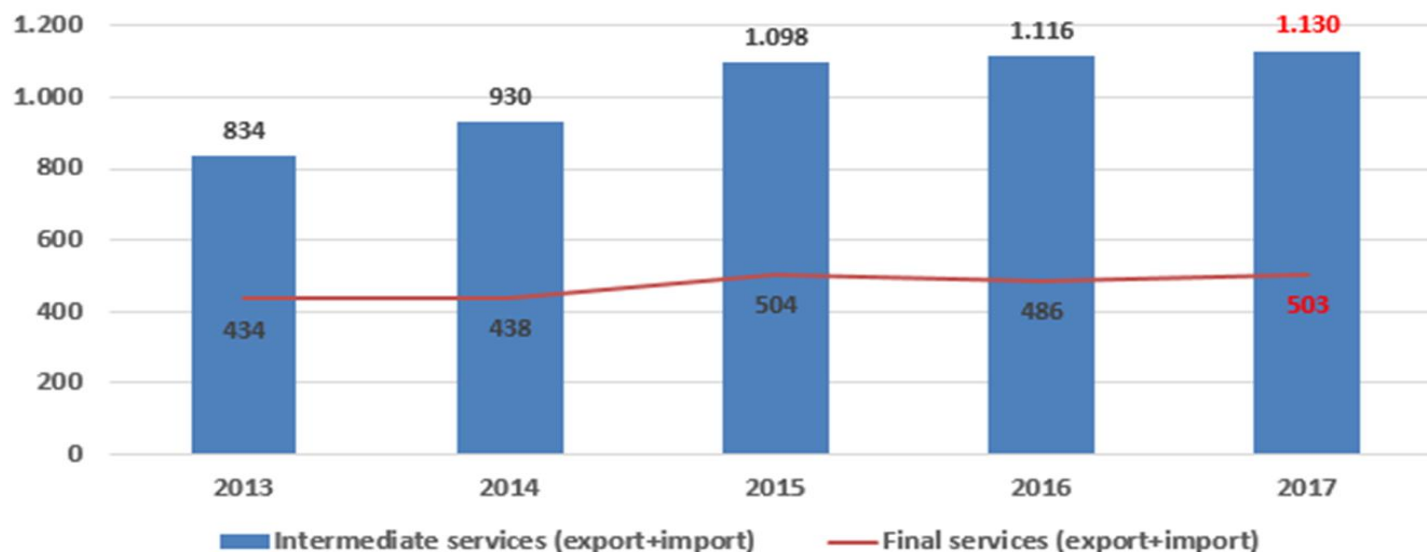
# Services by BEC Rev. 5

## ➤ BEC Rev. 5 includes services (and goods)

### ➤ Intermediate vs. final use

### ➤ Intermediate services → indication of GVC

#### ▪ Pilot dataset for EU Services by BEC, 2019



#### ▪ Based on BEC5 correlation table to EBOPS:

<https://unstats.un.org/unsd/trade/classifications/bec.asp#documents>

# Work on an improved allocation

- An EBOPS item may correspond to 2 or more BEC items, eg:

EBOPS Description	CPC Code	CPC Description	BEC 5	End-Use	BEC 5 Review DESC
Manufacturing services on physical inputs owned by others	88	Manufacturing services on physical inputs owned by others	421	INT	Textile, apparel, shoes   Services   Intermediate Consumption
	892	Moulding, pressing, stamping, extruding and similar plastic manufacturing services	221	INT	Mining, quarrying, refinery, fuels, chemicals, electricity, water, waste treatment   Services   Intermediate Consumption
	893	Casting, forging, stamping and similar metal manufacturing services	221	INT	Mining, quarrying, refinery, fuels, chemicals, electricity, water, waste treatment   Services   Intermediate Consumption
	854	Packaging services	521	INT	Transport equipment and services, travel, postal services   Services   Intermediate Consumption

- *Previously a proportional allocation was used in these cases – not evidence-based*

# Work on an improved allocation

- Eurostat developed estimates of the allocation shares based on STEC data, supply-use tables, and modelling:

EBOPS Description	modelled allocation share (%)	CPC Code	CPC Description	BEC 5	End-Use	BEC 5 Review DESC
Manufacturing services on physical inputs owned by others	5%	88	Manufacturing services on physical inputs owned by others	421	INT	Textile, apparel, shoes   Services   Intermediate Consumption
Manufacturing services on physical inputs owned by others	60%	892	Moulding, pressing, stamping, extruding and similar plastic manufacturing services	221	INT	Mining, quarrying, refinery, fuels, chemicals, electricity, water, waste treatment   Services   Intermediate Consumption
Manufacturing services on physical inputs owned by others		893	Casting, forging, stamping and similar metal manufacturing services	221	INT	Mining, quarrying, refinery, fuels, chemicals, electricity, water, waste treatment   Services   Intermediate Consumption
Manufacturing services on physical inputs owned by others	35%	854	Packaging services	521	INT	Transport equipment and services, travel, postal services   Services   Intermediate Consumption

- Work on calculating EU services by BEC is ongoing
- Data on EU services by BEC to be published by 2021

**NOW**

**ITSS by  
EBOPS**

**STEC and MoS**  
(some data provided on  
voluntary basis)

**FUTURE**

**ITSS by  
EBOPS &  
BEC**

**STEC**

**MoS**

# Thank you for your attention!

Contact:

[Axel.BEHRENS@ec.europa.eu](mailto:Axel.BEHRENS@ec.europa.eu)

[Georgios.PAPADOPOULOS@ec.europa.eu](mailto:Georgios.PAPADOPOULOS@ec.europa.eu)

[Iliyana.SAVOVA@ec.europa.eu](mailto:Iliyana.SAVOVA@ec.europa.eu)

