

PROGRESS UPDATE ON THE REVISION OF THE MANUALS AND TT WORKPLAN

UNCEBTS – 5TH MEETING
SESSION 7 – INTERNATIONAL TRADE STATISTICS
7 SEPTEMBER 2022

BACKGROUND - 52ND STATISTICAL COMMISSION (2021)

Statistical
Commission
decision
2021
52/107:

- Endorsed revising **IMTS 2010** and **MSITS 2010**, while ensuring consistency with the update of other statistical standards, such as the SNA and BOP;
- Welcomed the creation of a new **task team** for the revision of the trade-related standards.

BACKGROUND - 53RD STATISTICAL COMMISSION (2022)

The Commission was invited to express
its views on:

- Horizontal (across statistical domains) and vertical integration of business and trade statistics
- The progress of TT-ITS, workflow, and research agenda
- Global core set of principal business and trade indicators

Commission decision 19:

- Endorsed the horizontal and vertical integration of business and trade statistics
- Welcomed the work programme, ToR and research agenda of the TT-ITS
- Encouraged the preparation of international trade indicators

TASK TEAM ON INTERNATIONAL TRADE STATISTICS
UN COMMITTEE OF EXPERTS ON BUSINESS AND TRADE STATISTICS

Established in 2021:

- First meeting in October 2021
- A hybrid meeting in Lisbon (31 May-3 June 2022)
- Latest was the tenth meeting (June 2022)

Priorities:

- **Revising the international trade statistics manuals**
- Integration between trade and business statistics
- Cross-cutting topics (e.g., digital trade)
- Capacity-building (maturity model, trade data tools)


MANUALS ON INTERNATIONAL TRADE STATISTICS

Affaires économiques et Sociales

Statistiques du commerce international de marchandises
Concepts et définitions, 2010

Economic & Social Affairs

International Merchandise Trade Statistics
Compilers Manual, Rev. 1




United Nations

Affaires économiques et Sociales

Manuel des statistiques du commerce international des services 2010

Economic & Social Affairs

Manual on Statistics of International Trade in Services
Compiler's Guide
2010




euromat
OECD
WTO-EMU
WTO-EMU

FONDS MONÉTAIRE INTERNATIONAL



COMPILATION GUIDE



BPM6 COMPILATION GUIDE

COMPANION DOCUMENT TO THE SIXTH EDITION OF
THE BALANCE OF PAYMENTS AND INTERNATIONAL
INVESTMENT POSITION MANUAL

INTERNATIONAL MONETARY FUND

Research Agenda: Vertical and Horizontal integration

Vertical integration

- Upstream harmonization of ITS with macroeconomic statistical frameworks, including BPM and SNA
- Downstream integration with the various data sources, including customs, administrative and survey data

Horizontal integration

- Globalization
- Digitalization
- Well-being
- Sustainability

HYBRID MEETING IN LISBON

AGENDA:

- Taking stock of SNA/BPM; update to MSITS/IMTS conceptual framework and timelines
- Progress update and discussions on GNS; beyond BPM – Statistics of International Trade in Services; and principal Indicators on Trade Statistics
- Discussions on “sticking point” issues
- Reflecting the outline and structure of the manuals
- Summary of meeting outcomes and action points

HYBRID MEETING IN LISBON

CONCLUSIONS:

- An outline of IMTS, MSITS and possibly a common part should be developed by the end of the year.
- A consultant will be recruited (mid 2024) for the editing of the manuals.
- The TT-ITS emphasized prioritizing the manual track. GNs were categorized, whether required for manual track (conceptual or clarification/updated text); compilation guide; and handbook track.

CATEGORIZATION OF GUIDANCE NOTES

	<i>Manual track</i>	<i>Compilation guide and Handbook possibility</i>		
GN	Conceptual	Clarification/ updated text	Compilation guide	Handbook possibility
v.1 Scope of IMTS and SITS	x	x		
v.2 Impact of the BPM updates	x	x		
v.3 Bilateral trade asymmetry		x	x	
v.4 Informal cross border trade	x	x	x	
v.5 Recording principle		x		
v.6 Trade System		x		
v.7 Valuation – utilizing invoice value in addition to CIF, FOB	x	x		
v.8 Price and volume measurement		x	x	
v.9 Factoryless goods producers and merchanding		x		
v.10 Measurement of Modes of Supply		x	x	
v.11 SITS Classifications EBOPS		x		
v.12 Trade Flow, nature of transactions and Customs Procedure Codes	x	x	x	
v.13 Valuation on specific transactions/products	x	x		
v.14 Alternative data sources – high-frequency data sources		x	x	
v.15 Upgrading SDMX-IMTS to technical specification version 3.0		x	x	
v.16 Clarification on cultural products resulting from creative Industries		x	x	
v.17 Revision of the Standard International trade Classification (SITC)		x	x	
v.18 Indicators on trade statistics		x	x	x
h.1 Digital trade Including conceptual framework, price and volume measurement	x	x	x	E
h.2 Global Value Chains		x	x	E
h.3 Linking trade and business statistics	x	x	x	x
h.4 Impact of trade on environment and sustainability		x	x	
h.5 Impact of trade on well-being, labor, and productivity		x	x	
h.6 Foreign Affiliates Statistics (FATS)		x	x	
h.7 Classification: BEC Rev.5, Business Functions		x	x	
h.8 Impact of ISIC and CPC revisions		x		

TT-ITS: Working arrangement

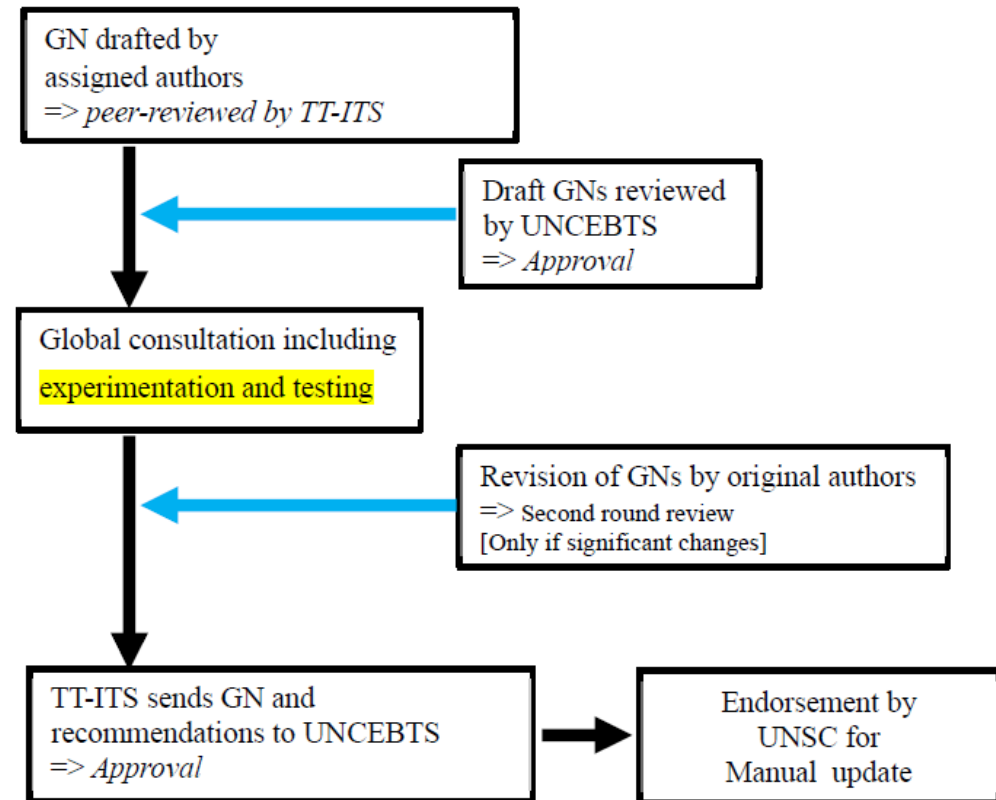
Guidance Notes (GN) centric approach

Final GNs will put forward recommendations to be included into revised concepts

Each GN will be drafted by a team of contributors led by the GN co-lead

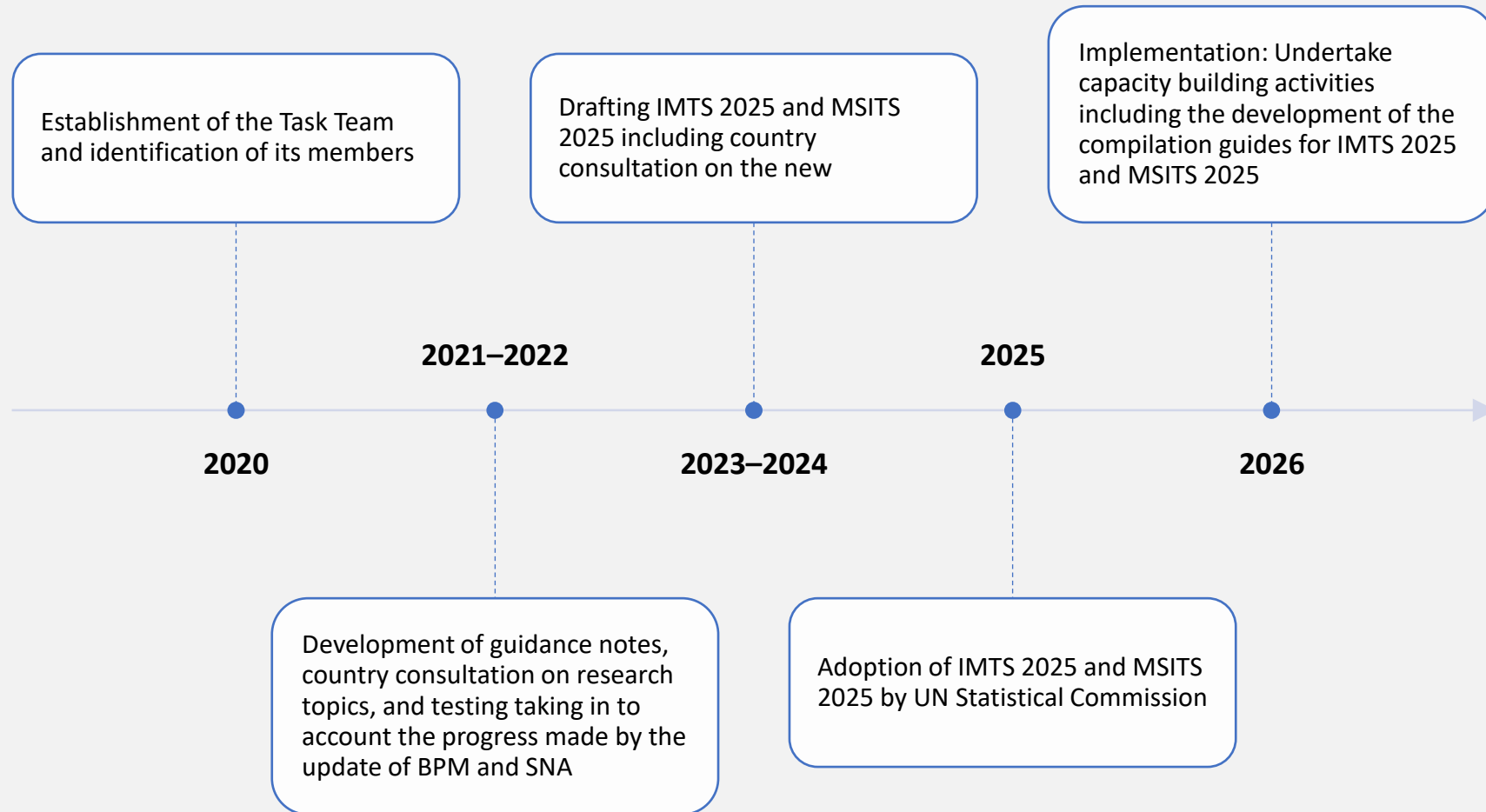
GNs will go through peer review, UNCEBTS review, Global Consultation and revision

Figure 1.1: Schematic for the life cycle of Guidance Notes



TT WORKPLAN

TIMELINE - GENERAL

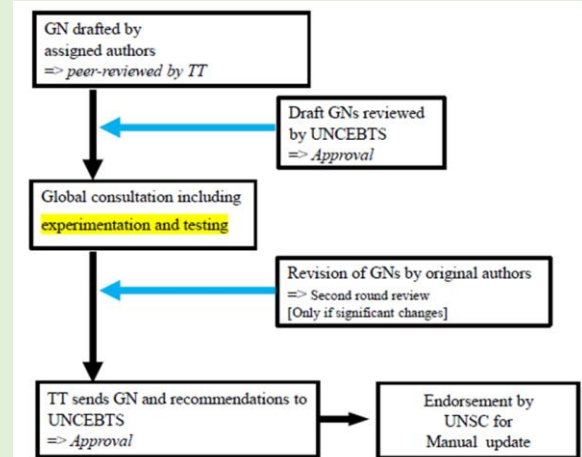


Manuals

GNs of Manual Tracks



Life cycle of the GNs



Key milestones

- A. Drafting
- B. Peer reviewing
- C. Seeking approval for consultations
- D. Global consultations
- E. Revising
- F. TT-ITS reviewing
- G. UNCEBTS reviewing
- H. Finalized



In Oct 2020, the UN Committee of Experts on Business and Trade Statistics endorsed synergy in the between IMTS and SNA/BPM timeline and invited the establishment of a trade task team to manage the revisions

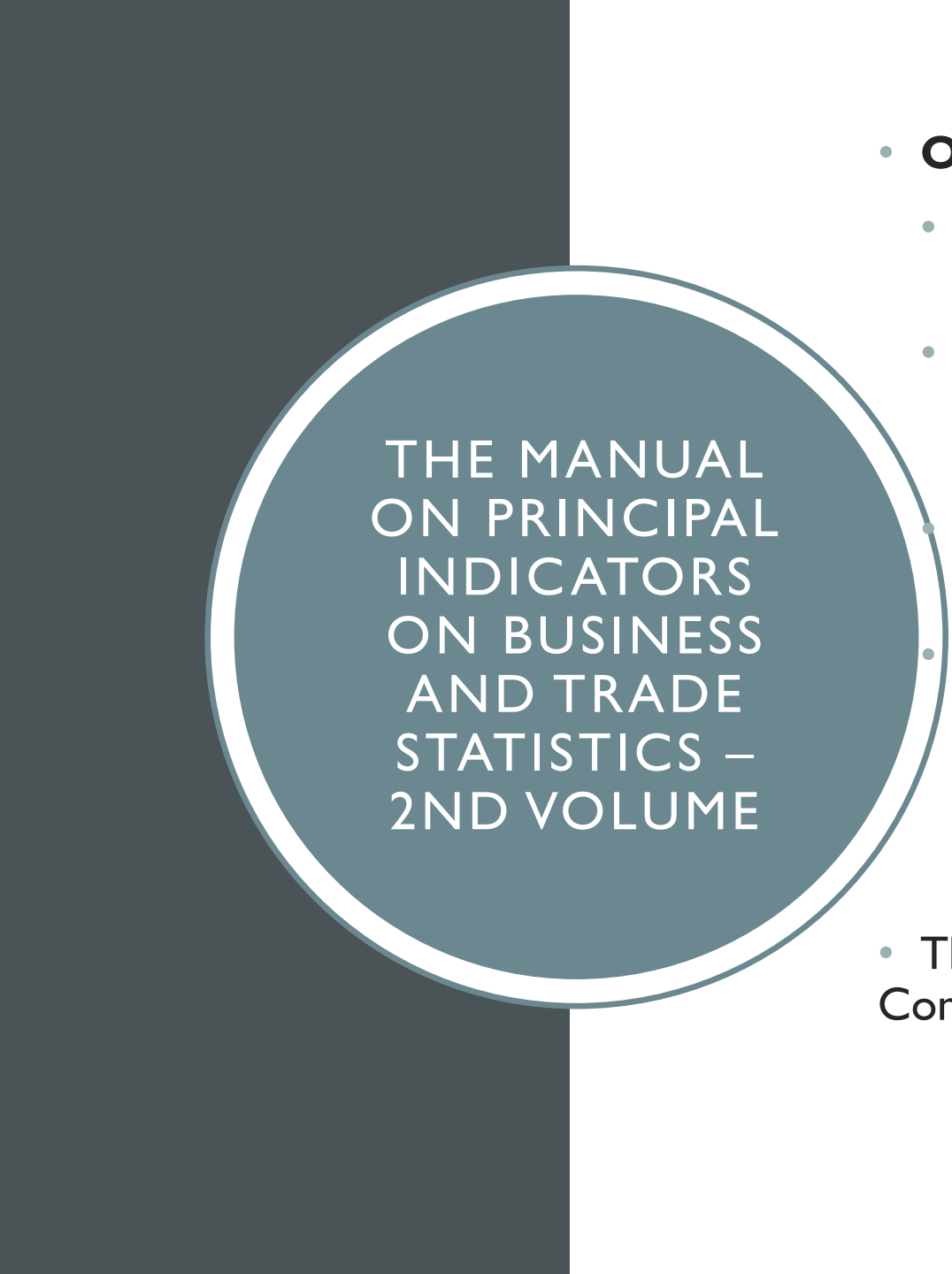


The deliverables of the TT will consist of the update of IMTS Concepts and Definition (IMTS 2025) and Manuals on Statistics of Trade in Services (MSITS 2025)



And in addition, the release of the manual on principal indicators on business and trade statistics – 2nd Volume (2024)

**SYNERGY IN
REVISION
TIMELINE**



THE MANUAL
ON PRINCIPAL
INDICATORS
ON BUSINESS
AND TRADE
STATISTICS –
2ND VOLUME

- **Objectives**
 - Presents a strategic view on business and trade statistics, including identifying policy needs and data gaps
 - Puts forth a list of principal indicators on business and trade statistics, designed to meet users' needs in terms of better quality and increased data granularity
 - The indicators are intended to be able to be compiled in an internationally comparable, flexible and sustainable approach
 - Identifies areas for further development
- The 1st volume was released this year (submitted to UN Statistical Commission)



THE 1ST AND 2ND VOLUMES

- The 1st Volume focuses on business statistics of the following areas: (endorsed by UNSC 2022)
 - Indicators on Business Dynamics, Demography and Entrepreneurship (1-16)
 - Indicators on Globalization and Digitalization (17-38)
 - Indicators on Wellbeing and Sustainability (39-56)
- The 2nd Volume on trade statistics: (aimed for UNSC 2024)
 - Indicators on “vertical integration” (pure trade)
 - Indicators on “horizontal integration” (trade and other policy domains)
- Some overlaps are possible with “Indicators on Globalization”

Indicators on Globalization and Digitalization

- 17. Total exports of businesses as a percentage of businesses' gross value added
- 18. Number of trading businesses by number of partner countries
- 19. Export intensity of businesses
- 20. Value of trade by foreign affiliates
- 21. Employment abroad in foreign affiliates controlled by resident enterprises as share of enterprises' total employment
- 22. Entry and exit rates for the digital economy sector
- 23. Average post-entry employment growth for the digital economy sector
- 24. Percentage of businesses with internet connection
- 25. Capital investment of businesses on ICT as a percentage of total business capital investment
- 26. Capital investment of businesses on ICT as a percentage of total gross value added
- 27. Percentage of businesses using cloud computing services
- 28. ICT-related patents (registered)
- 29. ICT-related trademarks (as a percentage of total trademarks)
- 30. Patents in AI technologies
- 31. Percentage of businesses engaged in sales via e-commerce
- 32. Value of e-commerce sales by businesses
- 33. Labor productivity growth in the ICT sector
- 34. Contribution of ICT sector to labor productivity growth
- 35. Gross value-added of ICT-related businesses as percentage of total gross value added
- 36. Employment of ICT specialists as a percentage of total employment
- 37. Percentage of businesses providing ICT-related training
- 38. Percentage of enterprises reporting hard-to-fill vacancies for ICT specialists



MANUAL ON
INTEGRATION
OF BUSINESS
& TRADE
STATISTICS

- A lot of significant aspects were discussed in the preparation of the GNH3 – Linking trade and business statistics;
- A short version of the GNH3 was prepared, based on the structure defined for the GN (Summary; Issues including the background and considered options and recommendations);
- It is expected that the GNH3 short version, the annex and long version of the GNH3 can serve as valuable inputs to guide the activities for developing a Manual on Integration of Business & Trade Statistics;
- Support/ endorsement from the UNCEBTS is needed and could be included in the forthcoming report of the Committee to the UN Statistical Commission.

FOUR MANUALS

TO BE PRODUCED
BY THE TASK TEAM
ON
INTERNATIONAL
TRADE STATISTICS

IMTS
2025

MSITS
2025

Principal
indicators
volume 2
Trade
(2024)

Integration
of business
& trade
statistics

THANK YOU!

UNCEBTS – 5TH MEETING
SESSION 7 – INTERNATIONAL TRADE STATISTICS
7 SEPTEMBER 2022