

# 工業按季生產者價格指數 Quarterly Producer Price Index for Industrial Sector

二零一一年第二季  
2nd Quarter 2011



中華人民共和國  
香港特別行政區 政府統計處  
Census and Statistics Department  
Hong Kong Special Administrative Region  
People's Republic of China



目錄	Contents	頁數 Page
引言	<b>Introduction</b>	1
統計調查結果摘要	<b>Summary of survey results</b>	1
統計表及圖	<b>Statistical tables and charts</b>	
表一 按選定行業組別劃分的生產者價格指數	Table 1 Producer price indices by selected industry grouping	3
圖一 製造業按選定行業組別劃分的生產者價格指數	Chart 1 Producer price indices by selected industry grouping in manufacturing industries	4
圖二 污水處理、廢棄物管理及污染防治活動的生產者價格指數	Chart 2 Producer price index for sewerage, waste management and remediation activities	7
統計調查方法	<b>Survey methodology</b>	8
附錄 分類表 - 行業組別	Annex Classification list - Industry groupings	12

有關本刊物的查詢，請聯絡：  
**政府統計處 工業生產及旅遊統計組**  
地址：中國香港九龍紅磡蕪湖街83號莊士紅磡廣場23樓  
電話：(852) 2805 6643 圖文傳真：(852) 2123 1048  
電郵：ind-production@censtatd.gov.hk

Enquiries about this publication can be directed to :  
**Industrial Production and Tourism Statistics Section, Census and Statistics Department**  
Address : 23/F Chuang's Hung Hom Plaza, 83 Wuhu Street, Hung Hom,  
Kowloon, Hong Kong, China.  
Tel.: (852) 2805 6643 Fax : (852) 2123 1048  
E-mail : ind-production@censtatd.gov.hk

政府統計處網站 Website of the Census and Statistics Department  
[www.censtatd.gov.hk](http://www.censtatd.gov.hk)

二零一一年九月出版  
Published in September 2011

本刊物只備有下載版。  
This publication is available in download version only.

**工業按季生產者價格指數 (二零零八年=100)**  
**QUARTERLY PRODUCER PRICE INDICES FOR INDUSTRIAL SECTOR**  
**(Year 2008 = 100)**

**製造業**

**Manufacturing**

二零一一年第二季指數	Index for the second quarter of 2011	113.0 #
與二零一零年第二季比較	Compared with the second quarter of 2010	+8.9% #
與二零一一年第一季比較	Compared with the first quarter of 2011	+2.7% #

**污水處理、廢棄物管理及  
污染防治活動**

**Sewerage, waste management and  
remediation activities**

二零一一年第二季指數	Index for the second quarter of 2011	110.1 #
與二零一零年第二季比較	Compared with the second quarter of 2010	+8.8% #

**註釋:**

# 臨時數字。

**Note:**

# Provisional figures.

## 引言

1. 「工業生產按季統計調查」搜集資料以編製按季工業生產指數及工業生產者價格指數，包括製造業和污水處理、廢棄物管理及污染防治活動的有關指數。

2. 工業機構單位的分類是採用「香港標準行業分類2.0版」。該行業分類用於各經濟統計調查，把經濟單位撥歸不同的行業類別。

## 統計調查結果摘要

3. 二零一一年第二季整體製造業的生產者價格指數與上年同季比較上升8.9%，而二零一一年第一季的按年升幅則為8.2%。

4. 二零一一年第二季污水處理、廢棄物管理及污染防治活動的生產者價格指數與上年同季比較上升8.8%，而二零一一年第一季的按年升幅則為6.8%。

## Introduction

1. The Quarterly Survey of Industrial Production (QSIP) is conducted to collect data for compiling quarterly indices of industrial production and producer price indices for the industrial sector, covering manufacturing industries and sewerage, waste management and remediation activities.

2. The classification of industrial establishments follows the Hong Kong Standard Industrial Classification (HSIC) Version 2.0, which is used in various economic surveys for classifying economic units into different industry classes.

## Summary of survey results

3. The producer price index for manufacturing industries as a whole increased by 8.9% in the second quarter of 2011 over a year earlier, following a 8.2% year-on-year increase in the first quarter of 2011.

4. The producer price index for sewerage, waste management and remediation activities increased by 8.8% in the second quarter of 2011 over a year earlier, following a 6.8% year-on-year increase in the first quarter of 2011.

5. 二零一一年第二季的生產者價格與上年同季比較，製造業內所有主要行業皆錄得升幅。金屬、電腦、電子及光學產品、機械及設備業的生產者價格升幅最大(+14.4%)；其次是紡織製品業(+10.6%)；食品、飲品及煙草製品業(+5.2%)；紙製品、印刷及已儲錄資料媒體的複製業(+2.5%)；和成衣業(+2.3%)。

6. 表一列出二零零九年第一季至二零一一年第二季按選定行業組別劃分的生產者價格指數。

7. 圖一顯示由二零零六年第二季至二零一一年第二季製造業及按選定行業組別劃分的生產者價格指數的變動。

8. 圖二顯示由二零零八年第一季至二零一一年第二季污水處理、廢棄物管理及污染防治活動的生產者價格指數的變動。

5. Comparing the second quarter of 2011 with a year earlier, increases in producer prices were recorded for all major manufacturing industries. The metal, computer, electronic and optical products, machinery and equipment industry had the largest increase in producer prices (+14.4%), followed by the textiles industry (+10.6%); the food, beverages and tobacco industry (+5.2%); the paper products, printing and reproduction of recorded media industry (+2.5%); and the wearing apparel industry (+2.3%).

6. Table 1 presents the producer price indices by selected industry grouping from the first quarter of 2009 to the second quarter of 2011.

7. Chart 1 depicts the movements of the producer price indices for manufacturing industries and by selected industry grouping from the second quarter of 2006 to the second quarter of 2011.

8. Chart 2 presents the movements of the producer price index for sewerage, waste management and remediation activities from the first quarter of 2008 to the second quarter of 2011.

表一：按選定行業組別劃分的生產者價格指數

Table 1 : Producer price indices by selected industry grouping

(二零零八年 = 100)

(Year 2008 = 100)

行業組別 Industry grouping	2009	2010	2009				2010				2011	
			第一季	第二季	第三季	第四季	第一季	第二季	第三季	第四季	第一季	第二季
			Q1	Q2	Q3	Q4	Q1	Q2	Q3	Q4	Q1 *	Q2 #
<b>製造業</b> <b>Manufacturing</b>	<b>98.3</b>	<b>104.2</b>	<b>97.6</b>	<b>97.9</b>	<b>98.0</b>	<b>99.8</b>	<b>101.6</b>	<b>103.7</b>	<b>104.3</b>	<b>107.4</b>	<b>109.9</b>	<b>113.0</b>
	<b>(-1.7)</b>	<b>(+6.0)</b>	<b>(-1.4)</b>	<b>(-3.0)</b>	<b>(-2.0)</b>	<b>(-0.3)</b>	<b>(+4.0)</b>	<b>(+6.0)</b>	<b>(+6.4)</b>	<b>(+7.6)</b>	<b>(+8.2)</b>	<b>(+8.9)</b>
食品、飲品及煙草製品 Food, beverages and tobacco	104.3	107.2	103.9	103.1	105.5	104.6	106.4	107.4	108.0	106.9	111.1	113.0
	(+4.3)	(+2.8)	(+6.3)	(+2.7)	(+3.7)	(+4.6)	(+2.4)	(+4.2)	(+2.3)	(+2.2)	(+4.4)	(+5.2)
紡織製品 Textiles	98.7	102.0	99.7	98.5	98.4	98.1	98.4	101.6	103.5	104.5	107.0	112.4
	(-1.3)	(+3.4)	(+0.3)	(-1.1)	(-1.5)	(-3.0)	(-1.3)	(+3.2)	(+5.2)	(+6.5)	(+8.8)	(+10.6)
成衣 Wearing apparel	98.8	99.3	99.3	98.7	98.7	98.6	98.7	98.8	99.9	99.9	100.0	101.1
	(-1.2)	(+0.5)	(-0.8)	(-1.4)	(-1.4)	(-1.2)	(-0.6)	(+0.1)	(+1.3)	(+1.3)	(+1.4)	(+2.3)
紙製品、印刷及已儲錄資料 媒體的複製 Paper products, printing and reproduction of recorded media	98.5	98.6	99.7	97.6	97.8	98.8	98.0	98.5	98.6	99.2	101.4	101.0
	(-1.5)	(+0.1)	(-2.5)	(-1.3)	(-1.1)	(-1.1)	(-1.8)	(+0.9)	(+0.8)	(+0.4)	(+3.5)	(+2.5)
金屬、電腦、電子及光學產品 、機械及設備 Metal, computer, electronic and optical products, machinery and equipment	95.3	105.9	94.4	95.1	92.3	99.3	102.1	104.3	105.6	111.4	114.6	119.2
	(-4.7)	(+11.1)	(-4.4)	(-7.8)	(-6.2)	(-0.4)	(+8.2)	(+9.6)	(+14.4)	(+12.3)	(+12.2)	(+14.4)
其他製造行業 @ Miscellaneous manufacturing industries @	98.0	102.2	95.5	97.5	99.6	99.3	98.8	102.7	101.8	105.2	106.5	109.3
	(-2.0)	(+4.3)	(-1.6)	(-2.5)	(-2.4)	(-1.7)	(+3.5)	(+5.3)	(+2.3)	(+6.0)	(+7.8)	(+6.4)
<b>污水處理、廢棄物管理及 污染防治活動</b> <b>Sewerage, waste management and remediation activities</b>	<b>97.3</b>	<b>102.1</b>	<b>99.1</b>	<b>95.8</b>	<b>96.7</b>	<b>97.7</b>	<b>101.6</b>	<b>101.2</b>	<b>101.9</b>	<b>103.8</b>	<b>108.6</b>	<b>110.1</b>
	<b>(-2.7)</b>	<b>(+4.9)</b>	<b>(-1.3)</b>	<b>(-4.5)</b>	<b>(-3.3)</b>	<b>(-1.6)</b>	<b>(+2.6)</b>	<b>(+5.6)</b>	<b>(+5.4)</b>	<b>(+6.3)</b>	<b>(+6.8)</b>	<b>(+8.8)</b>

註釋：所有製造業生產者價格指數均按「香港標準行業分類 2.0 版」編製，而這些指數的基期為二零零八年。

\* 修訂數字。

# 臨時數字。

() 圓括號內數字表示按年變動百分率。

@ 由於“其他製造行業”包括生產不同性質產品的製造業，這行業組別的生产者價格指數或會有較大的變動。

Notes: All the producer price indices for various manufacturing industries are compiled based on the HSIC Version 2.0 and the base period of these indices is 2008.

\* Revised figures.

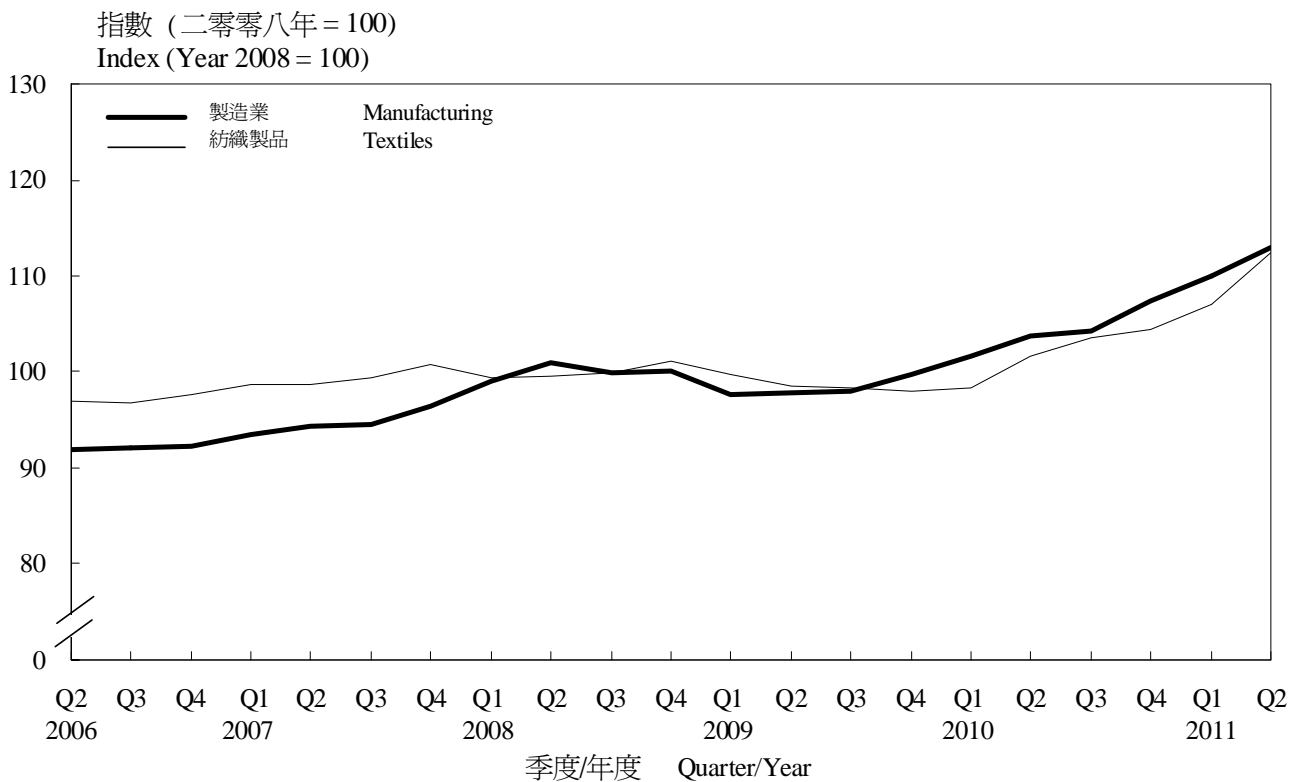
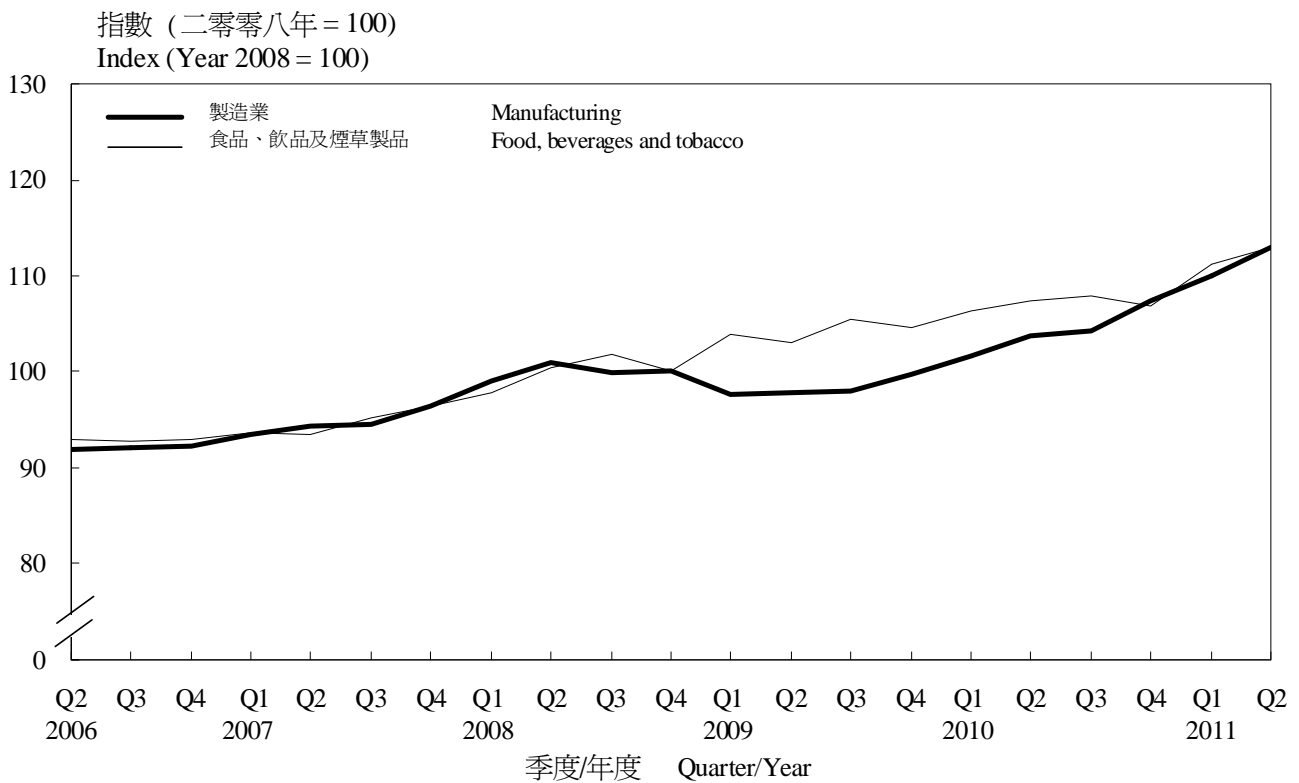
# Provisional figures.

() Figures in round brackets denote year-on-year percentage changes.

@ As "Miscellaneous manufacturing industries" comprises industries producing manufactured products of various nature, the producer price index for this industry grouping may have greater fluctuation.

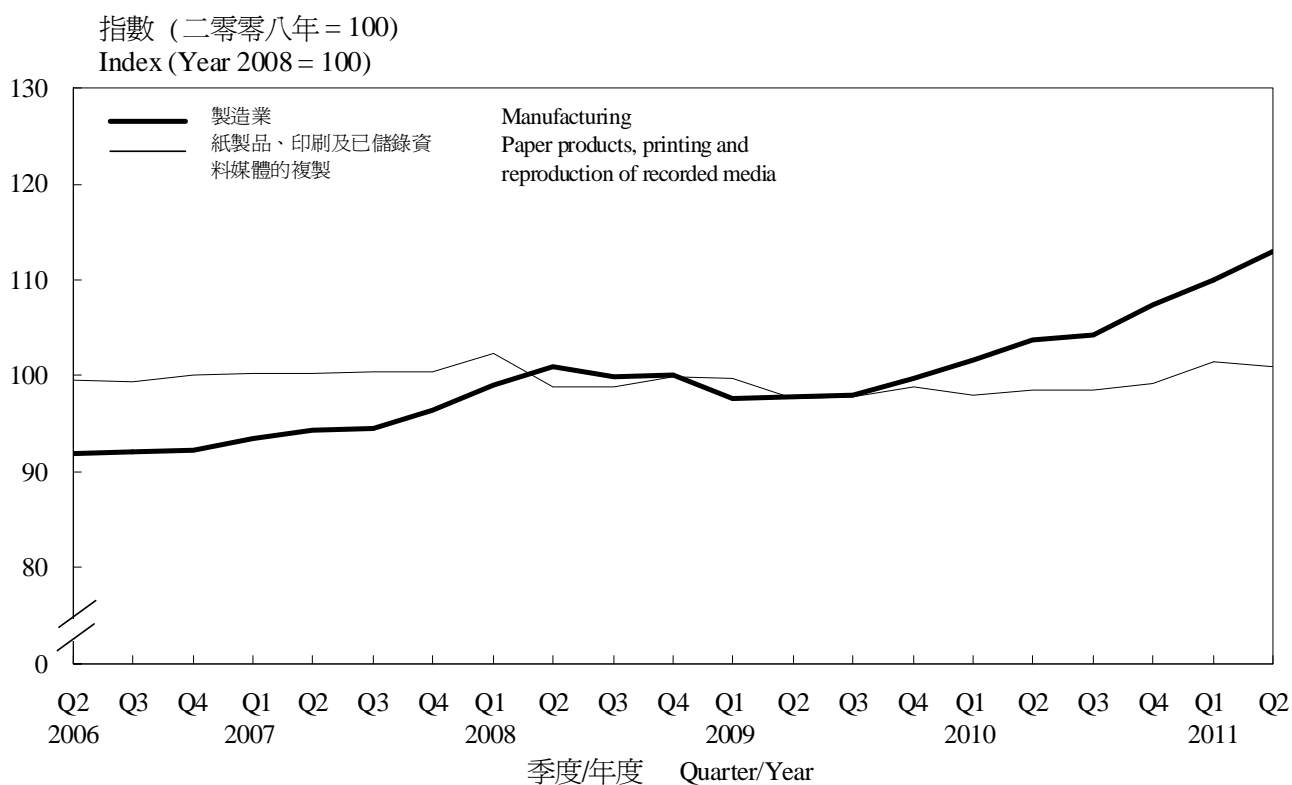
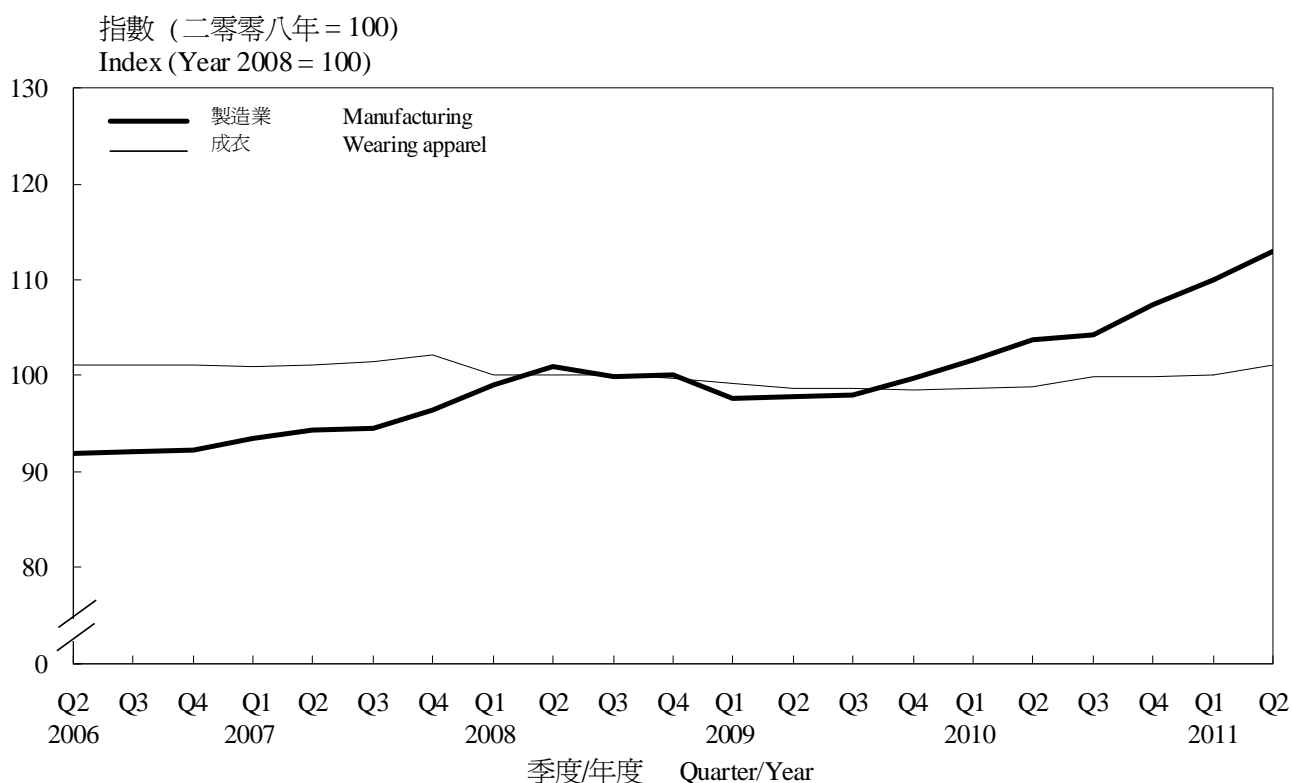
圖一：製造業按選定行業組別劃分的生產者價格指數

Chart 1: Producer price indices by selected industry grouping in manufacturing industries



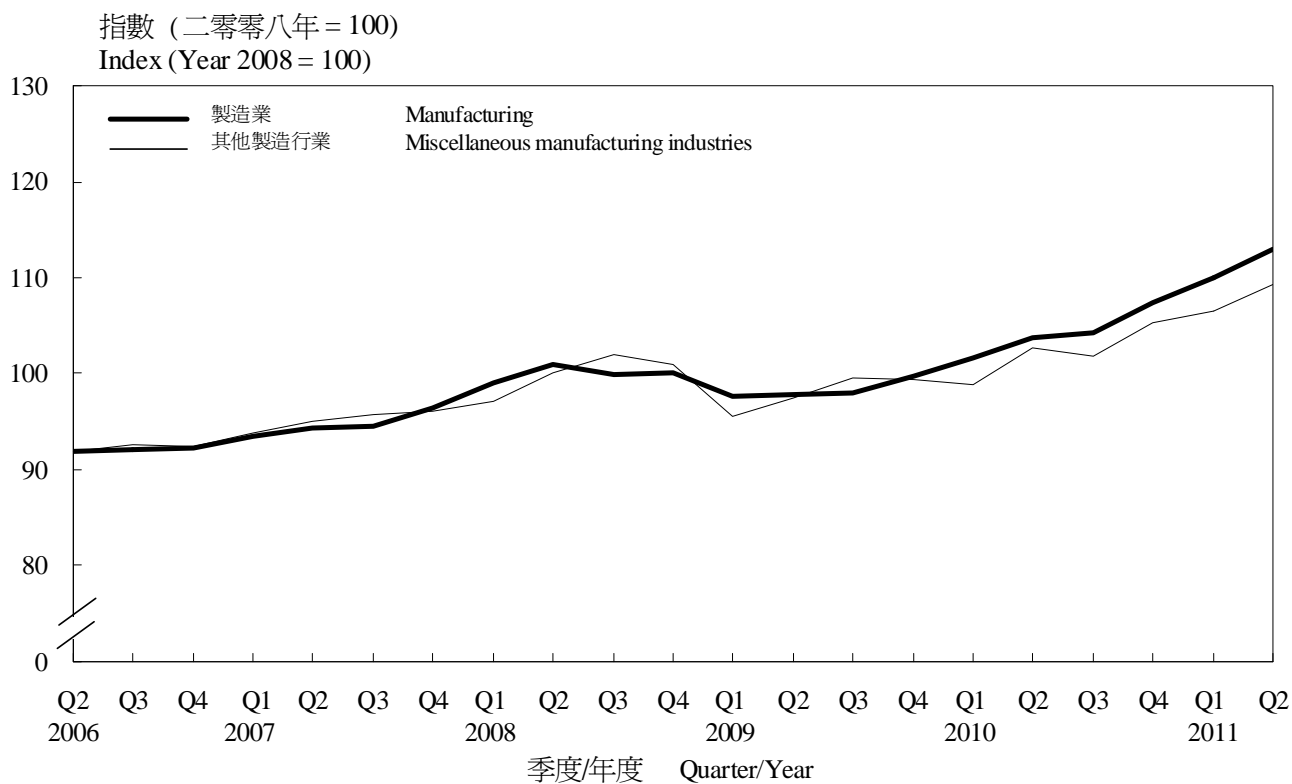
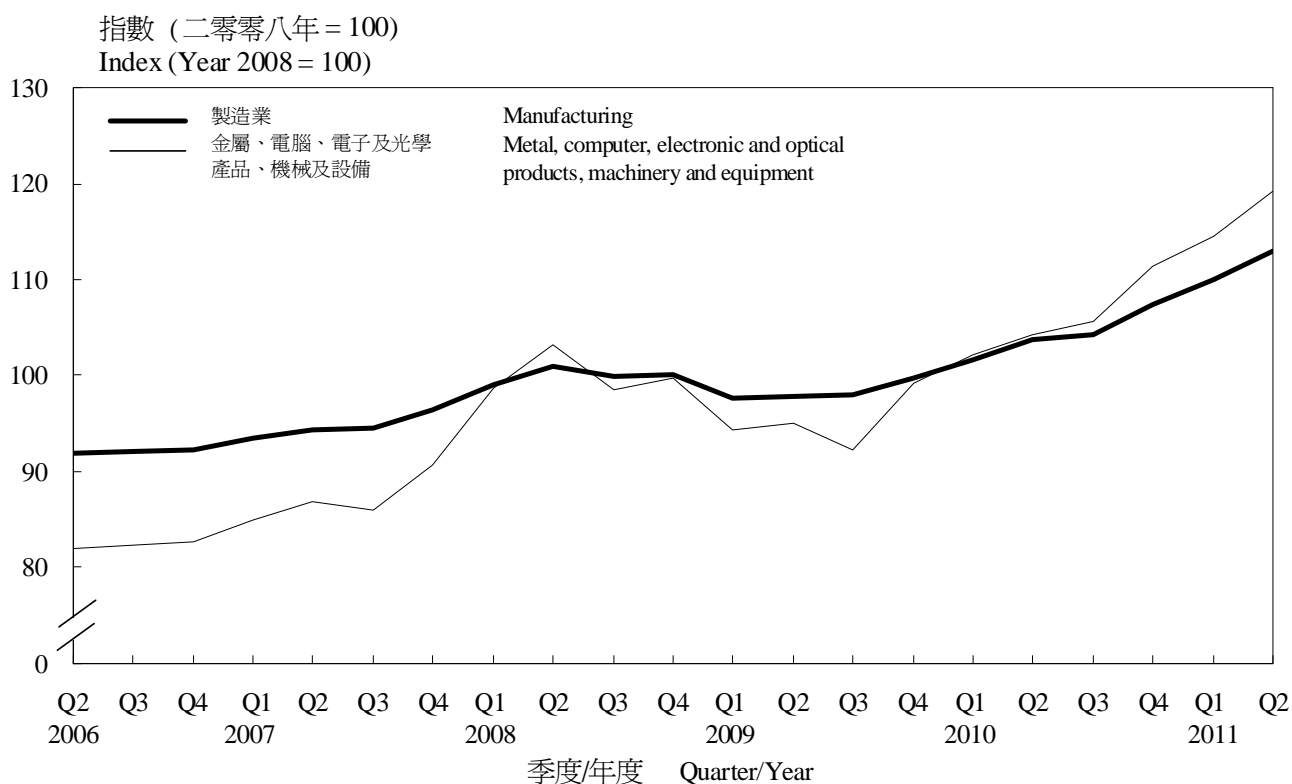
圖一 : 製造業按選定行業組別劃分的生產者價格指數 (續)

Chart 1 : Producer price indices by selected industry grouping in manufacturing industries (cont'd)



圖一 : 製造業按選定行業組別劃分的生產者價格指數 (續)

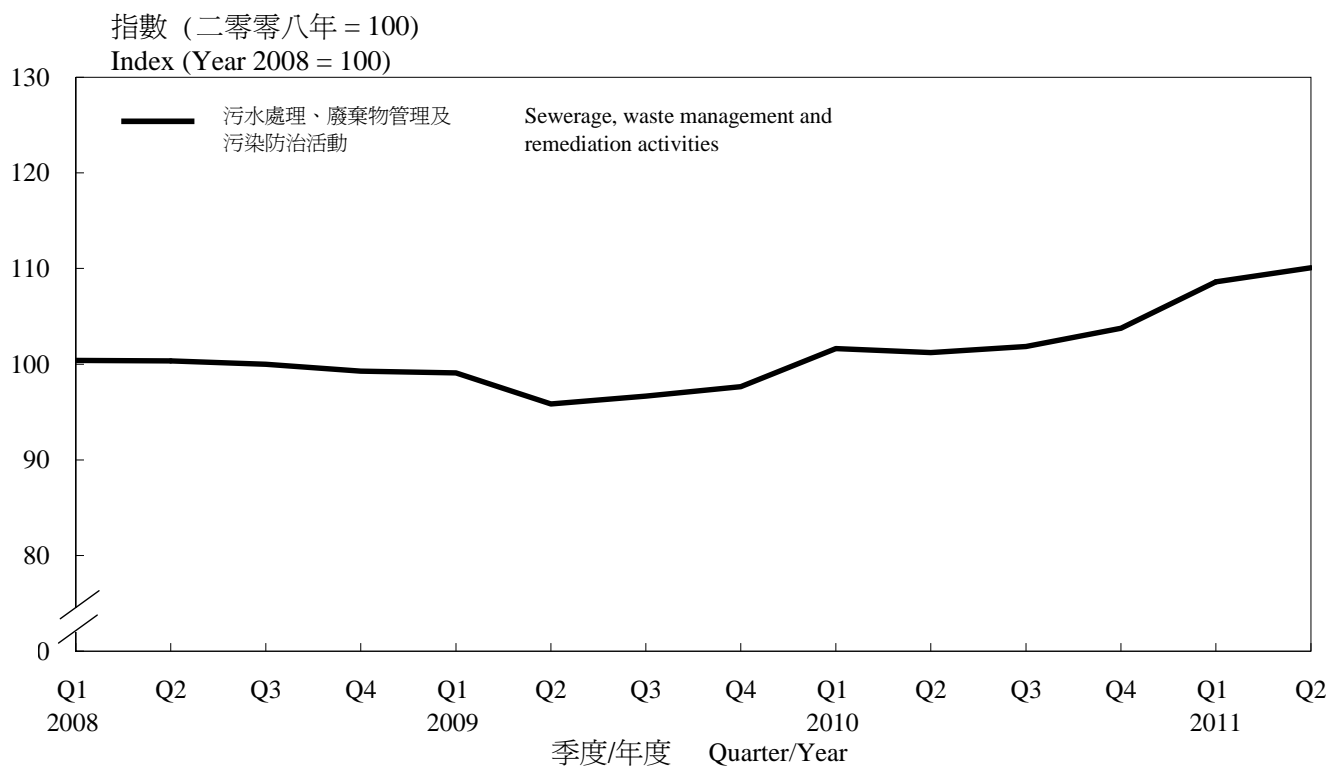
Chart 1 : Producer price indices by selected industry grouping in manufacturing industries (cont'd)





圖二 : 污水處理、廢棄物管理及污染防治活動的生產者價格指數

Chart 2 : Producer price index for sewerage, waste management and remediation activities



## 統計調查方法

### 涵蓋範圍

1. 工業的生產者價格指數，是根據「工業生產按季統計調查」所搜集得的選定工業產品／服務的生產者價格數據而編製。這項統計調查亦搜集生產數據，用作編製工業生產指數，以反映本地工業生產量的變動情況。自二零零八年推行「香港標準行業分類2.0版」後，就這項統計調查而言，工業涵蓋製造業和污水處理、廢棄物管理及污染防治活動(簡稱廢棄物管理活動)。因此，這項統計調查的涵蓋範圍已由製造業擴大至包括廢棄物管理活動。

2. 自二零零九年第一季起，所有工業生產者價格指數均按「香港標準行業分類2.0版」編製。在「香港標準行業分類2.0版」之下，某些行業如出版及包裝活動已不再包括在製造業內。

### 樣本設計

3. 這項統計調查向所有僱用一百人或以上的製造業機構單位及所有僱用五十人或以上的廢棄物管理活動機構單位搜集資料，而其他僱用人數較少的工業機構單位則以抽樣調查方式進行。為了減少被選中的較小型機構單位重複定期填報的次數，這項統計調查採用了「輪換複樣本抽樣法」。從主要抽樣框，一共選出三個複樣本，而每個複樣本均包涵數目相若的較小型機構單位。在每年的第一季，這三個複樣本的其中一個會被撤換，而由一個新抽選的複樣本取代。此外，每季的統計調查亦會從包括在該季新開業機構單位所組成的補充抽樣框內抽選一個補充樣本。由二零零九年第一季起，每季共選出約700間機構單位進

## Survey methodology

### Coverage

1. Producer price indices (PPIs) for the industrial sector are compiled from data on producer prices of selected industrial goods/services collected in the QSIP. The survey also collects production data for the compilation of the indices of industrial production which measure changes in the volume of local industrial output. Upon the implementation of the HSIC Version 2.0 in 2008 and in the context of the QSIP, the industrial sector covers manufacturing industries as well as sewerage, waste management and remediation activities (or waste management activities in short). As a result, the coverage of the QSIP has been expanded to include waste management activities in addition to manufacturing industries.

2. Starting from the first quarter of 2009, all the PPIs for the industrial sector are compiled based on the HSIC Version 2.0. It should be noted that some industries like publishing and packaging activities are no longer included in the manufacturing industries under the HSIC Version 2.0.

### Sample design

3. The survey covers all establishments in manufacturing industries engaging 100 or more persons as well as all establishments in waste management activities engaging 50 or more persons, and a sample of smaller establishments in the industrial sector. In order to reduce the incidence of repeated reporting by the selected smaller establishments, rotational replicated sampling is used. From the main sampling frame, a total of 3 sample replicates are selected, each comprising similar number of smaller establishments. In the first quarter of each year, one of these 3 replicates is rotated out and replaced by a newly selected replicate. A supplementary sample is also selected each quarter for the survey from the supplementary sampling frame, which

行訪問。

## 數據搜集及處理

4. 政府統計處在每一輪統計調查，以郵寄方式發出問卷給被選中的機構單位。這項統計調查主要是以郵遞方式搜集資料，有需要時再輔以面談或電話訪問以搜集或核實有關資料。所搜集的資料經電腦處理，以編製生產者價格指數。

## 生產者價格指數及其編製方法

5. 工業生產者價格指數的變化反映本地工業生產的價格變動。生產者價格是指生產者對其產出所收取的銷售價格（即已扣除任何退回買家的折扣或回佣，並加上任何附加費用），但運輸費用和其他雜費並不包括在內。

6. 生產者價格指數可用作物價平減指數，從生產價值數據撇除價格的因素，從而量度本地生產量實質變動的情況。

7. 由二零零九年第一季的統計報告開始，生產者價格指數數列從以二零零零年為基期改為以二零零八年為基期。過去公布的以二零零零年為基期的生產者價格指數是不可以與二零零八年為基期的指數作直接比較。

8. 個別行業的生產者價格指數，是根據一組選定為該行業較重要的行業產品／服務而編製。

9. 個別行業生產者價格指數的編製方法是：首先就該行業所包括的每個成份產品／服務計算出它的價格對比。價格對比是指同一產品／服務在統計期的生產者價格，相對上年度的平均生產者價格的比率。

comprises new establishments in that quarter. As from the first quarter of 2009, a total of about 700 establishments are selected for enumeration in each quarter.

## Data collection and processing

4. For each survey round, survey forms are mailed to the sampled establishments. Data are collected by post, supplemented by face-to-face or telephone enumeration and verification as necessary. The data collected are then processed by computer for compiling the PPIs.

## The producer price index and its compilation method

5. Movement in PPIs for the industrial sector reflects changes in prices of local industrial output. Producer prices are selling prices (net of any discounts or rebates allowed to buyers, plus any surcharges) received by producers. Transportation and other incidental charges are not included.

6. The PPIs are useful as deflator for discounting the effect of price changes in production value when measuring the changes of local output in real terms.

7. As from the statistical report for the first quarter of 2009, the base period of the PPIs has been changed from 2000 to 2008. The previously released 2000-based PPIs cannot be directly compared with the 2008-based indices.

8. The PPI of a particular industry is compiled on the basis of a selected "bundle" of the more important industrial products/services of that industry.

9. The PPI at the industry level is obtained by first computing the price relative of each of the component products/services pertaining to that industry. Price relative refers to the ratio of producer price for the reference quarter to the average producer price of the same product/service in the preceding year.

10. 製造業個別行業的價格對比，是把所包括的各個成份產品／服務的價格對比，以其銷售價值作為權數，累加而成。累加時用作權數的銷售價值，是根據最近一輪的按年經濟統計調查所得的資料計算。透過連續相乘的方法，上述以上年度為基期的指數會轉為以二零零八年為基期的生產者價格指數。由於行業產品／服務隨時間迅速改變，本處採用了連續相乘的方法來編製這些指數。

11. 廢棄物管理活動的生產者價格指數的編製方法與上述提及製造業的編製方法相若。

### 行業分類

12. 自一九九零年，本處已採納「香港標準行業分類」，用作劃分香港的機構單位的經濟活動。「香港標準行業分類」是以「所有經濟活動的國際標準產業分類修訂本第2版」為藍本，加以編訂，使其切合本地環境，從而反映本港經濟結構。「香港標準行業分類」是一套統計分類架構，按照主要經濟活動把經濟單位撥歸行業類別。這個分類架構不僅是在不同的統計調查中作為抽選經濟單位樣本的基本分層，也是用以編製、分析和發布按經濟活動劃分的統計數字的標準行業分類。

13. 政府統計處就「香港標準行業分類」不時予以檢討，以反映香港經濟產業結構的變化和新興的經濟活動。「香港標準行業分類1.1版」於二零零一年推行，為了使「香港標準行業分類」更能反映本地經濟活動的最新情況，並改善官方統計數字的國際可比性，以便利不同的使用者，「香港標準行業分類」在二零零八年已全面作出修訂。已修訂的

10. For manufacturing industries, the price relatives of the component products/services are then aggregated, using the sales values of the products as weights, to form the price relative of the respective industry. The sales values that are used as weights for aggregation are obtained from the latest round of the annual economic survey. The result, being an index with the preceding year as base, is converted to the PPI of the industry with 2008 as base by the method of chaining. The chained index formula is used to compile the indices given the rapid changes of industrial products/services over time.

11. Compilation method of PPI for waste management activities is similar to that mentioned above for manufacturing industries.

### Industrial classification

12. Since 1990, the HSIC has been adopted for classifying the economic activities of establishments in Hong Kong. The HSIC is devised using the International Standard Industrial Classification of All Economic Activities Revision 2 as a framework with local adaptation to reflect the structure of the Hong Kong economy. It is a statistical classification framework for classifying economic units into industry classes based on their major economic activities. This framework not only provides a basic stratification for sample selection of economic units in various surveys, but also serves as a standard industrial classification in Hong Kong for compilation, analysis and dissemination of statistics by economic activities.

13. The HSIC has been reviewed from time to time to reflect significant changes in the structure of the Hong Kong economy and the emergence of new economic activities. HSIC Version 1.1 was implemented in 2001 and in order to bring HSIC more up-to-date on local economic activities as well as to foster international comparability of official statistics for different users, a full-scale revision exercise was completed in 2008. The revised HSIC, i.e. HSIC Version 2.0 was

「香港標準行業分類」（即「香港標準行業分類2.0版」）於二零零八年十月公布。由二零零九年開始，政府統計處將會在不同的統計調查相繼採用「香港標準行業分類2.0版」。有關修訂「香港標準行業分類」的細節，用戶可參考刊載於《香港統計月刊》二零零八年十一月號的「修訂「香港標準行業分類」的專題文章。

14. 本報告書內所採用的行業組別分類的細節，載於附錄。

### 新生產者價格指數的後向估計數列

15. 政府統計處就二零零八統計年度進行的「工業生產按季統計調查」所涵蓋的機構單位，按其行業組別採用並行編碼（即一套編碼按「香港標準行業分類1.1版」，而另一套則按「香港標準行業分類2.0版」）。根據新舊系統並行分類的二零零八年數據，以「香港標準行業分類2.0版」為基礎的一系列製造業的生產者價格指數已作出後向估計至二零零五年。用戶如對後向估計的統計數列或統計調查結果有任何查詢，請與政府統計處工業生產及旅遊統計組聯絡（電話：(852) 2805 6643；傳真：(852) 2123 1048；電郵：ind-production@censtatd.gov.hk）。

### 指數的發布

16. 臨時數字於統計季度約2.5個月後以新聞稿形式發布。這些臨時數字是根據截止日期前所搜集的統計調查數據而編製。在截止日期後所收到的數據（通常佔很小部份），會用作修訂臨時數字。修訂數字會於臨時數字發布後約1.5個月提供。二零一一年第二季的修訂數字將於二零一一年十月二十一日在政府統計處網站內發布。

released in October 2008. HSIC Version 2.0 is being used progressively in different surveys by the C&SD starting from 2009. Users may refer to the feature article “Revision of the Hong Kong Standard Industrial Classification” published in the November 2008 issue of the *Hong Kong Monthly Digest of Statistics* for more details on the revision of HSIC.

14. Details of the classification of industry groupings published in this report are shown in Annex.

### Backcasted series of new producer price indices

15. Parallel coding of the industry classes of establishments covered in the QSIP, one under the HSIC Version 1.1 and the other under the HSIC Version 2.0, was undertaken in different survey rounds in the reference year of 2008. Based on the 2008 survey data with dual classifications, the series of PPIs for manufacturing industries under HSIC Version 2.0 has been backcasted to 2005. Users who are interested in the backcasted series or have enquiries about the survey results may contact the Industrial Production and Tourism Statistics Section of the C&SD (tel: (852) 2805 6643; fax: (852) 2123 1048; e-mail: ind-production@censtatd.gov.hk).

### Dissemination of indices

16. Provisional figures are published about 2.5 months after the reference quarter in the form of press releases. These provisional figures are compiled based on survey data collected up to the cut off date. Late returns (usually involving only a very small proportion) are used to revise the provisional figures. The revised figures are available about 1.5 months after the release of provisional figures. The revised figures for the second quarter of 2011 will be released at the C&SD's website on 21 October 2011.

分類表 -- 行業組別  
Classification list -- Industry groupings

為方便讀者將本報告書內的統計與其他根據香港標準行業分類(HSIC)2.0版編製而成的統計聯用，以下列出有關的對照表。

To facilitate readers in relating statistics presented in this report to other published statistics based on the HSIC Version 2.0, the relevant correspondence table is given below.

行業 組別	行業名稱 Industry grouping	行業名稱 Description	相應的HSIC 2.0版 行業編號 Corresponding codes under HSIC Version 2.0
<b>製造業</b> <b>Manufacturing</b>			<b>10-33</b>
1	食品、飲品及煙草製品 Food, beverages and tobacco		10-12
2	紡織製品 Textiles		13
3	成衣 Wearing apparel		14
4	紙製品、印刷及已儲錄資料媒體的複製 Paper products, printing and reproduction of recorded media		17-18
5	金屬、電腦、電子及光學產品、機械及設備 Metal, computer, electronic and optical products, machinery and equipment		24-30
6	其他製造行業 Miscellaneous manufacturing industries		15-16, 19-23, 31-33
<b>污水處理、廢棄物管理及污染防治活動</b> <b>Sewerage, waste management and remediation activities</b>			<b>37-39</b>

**獲取政府統計處刊物及其他統計產品的方法**  
**Means of Obtaining Publications and Other Statistical Products**  
**of the Census and Statistics Department**

**網站**

用戶可以在政府統計處網站 ([www.censtatd.gov.hk/products\\_and\\_services/products/publications/index\\_tc.jsp](http://www.censtatd.gov.hk/products_and_services/products/publications/index_tc.jsp)) 免費下載統計刊物。

Users may download statistical publications free of charge from the website of the Census and Statistics Department ([www.censtatd.gov.hk/products\\_and\\_services/products/publications/index.jsp](http://www.censtatd.gov.hk/products_and_services/products/publications/index.jsp)).

政府統計處部分刊物備有印刷版，於政府新聞處的政府書店網站 ([www.bookstore.gov.hk](http://www.bookstore.gov.hk)) 有售。

Some publications of the Census and Statistics Department are available in print versions and are offered for sale online at the Government Bookstore of the Information Services Department ([www.bookstore.gov.hk](http://www.bookstore.gov.hk)).

**郵購服務**

本處部分刊物附有郵購表格，供訂購或按期訂閱刊物的印刷版。請填妥郵購表格，連同所需費用和郵費的支票或匯票寄回辦理。郵購表格亦可在政府統計處網站下載 ([www.censtatd.gov.hk/products\\_and\\_services/other\\_services/provision\\_of\\_stat/mail\\_ordering\\_of\\_publications/index\\_tc.jsp](http://www.censtatd.gov.hk/products_and_services/other_services/provision_of_stat/mail_ordering_of_publications/index_tc.jsp))。

**Mail Order Service**

A mail order form for ordering or subscribing to print versions of publications is available in some of the Department's publications. Completed form should be sent back together with a cheque or bank draft covering all necessary cost and postage. The order form is also available for downloading from the website of the Department ([www.censtatd.gov.hk/products\\_and\\_services/other\\_services/provision\\_of\\_stat/mail\\_ordering\\_of\\_publications/index.jsp](http://www.censtatd.gov.hk/products_and_services/other_services/provision_of_stat/mail_ordering_of_publications/index.jsp)).

**銷售中心**

市民可親臨政府統計處刊物出版組購買刊物的印刷版和唯讀光碟產品，並即時提取。刊物出版組的地址是：

**Sales Centre**

Print versions of publications and CD-ROM products are available for purchase and collection on the spot at the Publications Unit of the Census and Statistics Department at the following address :

香港灣仔港灣道12號  
灣仔政府大樓19樓

19/F Wanchai Tower  
12 Harbour Road, Wan Chai, Hong Kong.

電話：(852) 2582 3025  
圖文傳真：(852) 2827 1708

Tel. : (852) 2582 3025  
Fax : (852) 2827 1708

該組並設有閱讀區，讓使用者翻閱陳列的統計處各類的刊物。閱讀區也備有統計處編製的宣傳／教育單張和小冊子，歡迎索閱。

The Unit also provides a reading area where users may browse through various publications of the Department on display. Publicity/educational leaflets and pamphlets of the Department are also available for collection.