



**United Nations**

Department of  
Economic and  
Social Affairs

# Introducing UN Data Commons for the SDGs

Daniel Eshetie  
United Nations Statistics Division



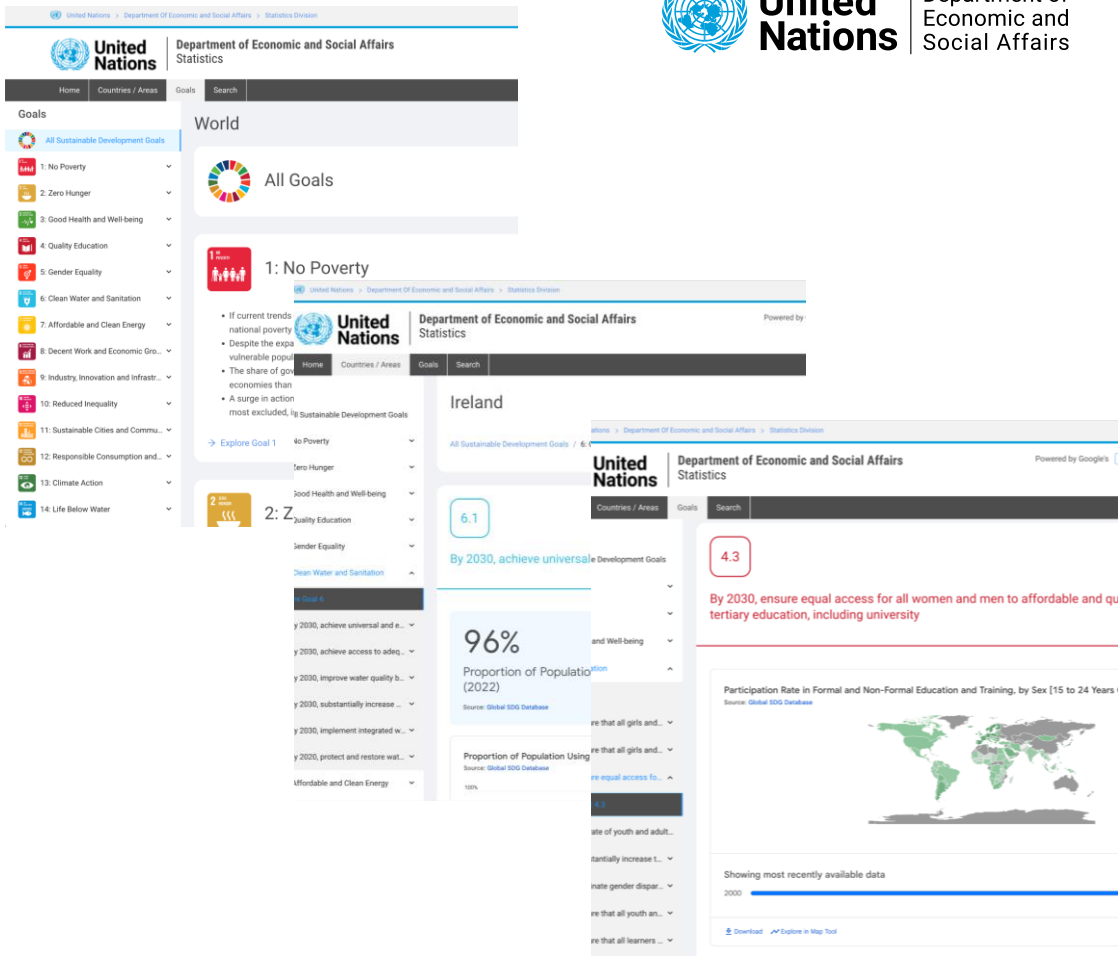
## SDG Summit, 18-19 September 2023

- Launch of a first version of the UN Data Commons for the SDGs

- ✓ Powerful data visualizations
- ✓ Advanced Natural Language search functionality making it easy for users to access, explore, and utilize the data





The screenshot displays the web interface for UN Data Commons for the SDGs. At the top, the logo and text 'UN Data Commons for the SDGs' are visible. Below this, a navigation bar includes the United Nations logo, 'Department of Economic and Social Affairs Statistics', and a 'Powered by Google's Data Commons' badge. A dark navigation menu contains links for 'Home', 'Countries / Areas', 'Goals', and 'Search'. The main content area features a network graph background with the heading 'Explore UN Data Commons for the SDGs' and the subtext 'Find SDG-related data about a place or region.' A search bar is present with the text 'How many people go hungry in the World?' and a magnifying glass icon. A small 'EARLY PREVIEW' label is located above the search bar. A colorful horizontal bar is at the bottom of the page.



The screenshot displays the UN Data Commons interface. At the top, there is a navigation bar with 'United Nations', 'Department of Economic and Social Affairs', and 'Statistics Division'. Below this is a secondary navigation bar with 'Home', 'Countries / Areas', 'Goals', and 'Search'. The main content area is divided into several sections:

- Goals:** A vertical list of 17 Sustainable Development Goals (SDGs) with their respective icons and dropdown menus.
- World:** A section titled 'All Goals' with a circular icon representing the SDGs.
- 1: No Poverty:** A detailed view for Goal 1, including a description: 'If current trends national poverty... Despite the eng vulnerable popo... The share of go economies than... A surge in action most excluded, 1 Sustainable Development Goals'. It also features a 'Explore Goal 1' dropdown menu.
- Ireland:** A view for the country of Ireland, showing 'All Sustainable Development Goals / 6'. It highlights '6.1' and includes a text box: 'By 2030, achieve universal Development Goals'.
- 4.3:** A specific indicator view for '4.3', showing '96% Proportion of Population (2022)' and 'Proportion of Population Using...'. It includes a source 'Global SDG Database' and a world map titled 'Participation Rate in Formal and Non-Formal Education and Training, by Sex [15 to 24 Years C]'. Below the map is a line chart showing 'Showing most recently available data' from 2000 to 2022.

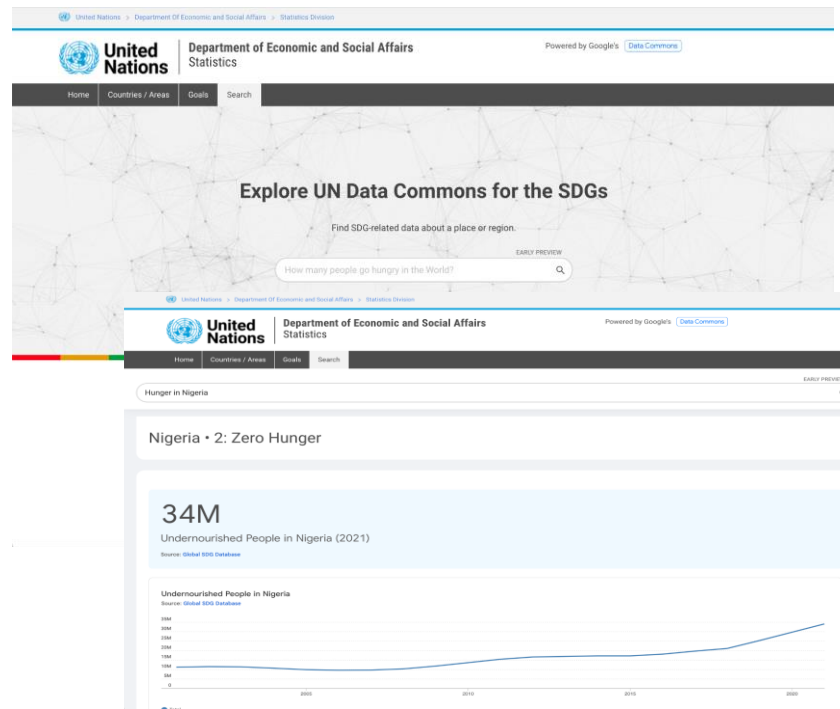
 Dashboard of 3000+ SDG statistical variables

 SDG progress by goal, country, area, and natural language search

# Natural Language Search

<https://unstats.un.org/UNSDWebsite/undatacommons/sdgs/search>

- Answers questions about a place and a topic
- Landing page: suggested queries
- Contextual queries
  - “Hunger in Nigeria”
  - Follow-up query: “What about poverty?”
- Place comparison queries
  - “Compare progress on poverty in Mexico, Nigeria and Pakistan”
- Queries about specific SDGs
  - “SDG 11 in europe”





# UN Data Commons

*for the SDGs*



[bit.ly/undatacommons\\_sdgs](https://bit.ly/undatacommons_sdgs)