



Title: 'Geospatial data and Ireland's latest VNR'

Event: Workshop on supporting evidence-based Voluntary National Reviews (VNRs) and SDG reporting: data and statistics innovations

Organisation: UNSD

Venue: Statistical, Economic and Social Research and Training Centre for Islamic Countries (SESRIC), Ankara, Türkiye

Date: 6-7th December 2023

Presenter: Dr. Mary Smyth , Statistician

Sustainable Development Goals Division, Central Statistics Office, Cork, Ireland

UN Sustainable Development Goals - Measuring and Monitoring



1.2 By 2030, reduce at least by half the proportion of men, women and children of all ages living in poverty in all its dimensions according to national definitions

1.2.1 Proportion of population living below the national poverty line

1.2.2 Proportion of men, women and children of all ages living in poverty in all its dimensions according to national definitions



SDG Data Hub (CSO, OSi, DECC)

<http://irelandsgd.geohive.ie/>

- **SDG Data Hub Government Portal for all SDGs (UN, EU, National, OECD)**
 - Provide Data
 - Design
 - DECC – responsibility for content

Geospatial visualisation

Story maps as a new communication channel

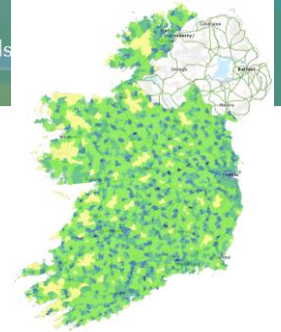


Welcome to Ireland's Sustainable Development Goals (SDGs) data hub.

This is a collaboration platform for reporting on progress towards the goals and sharing information on related initiatives.

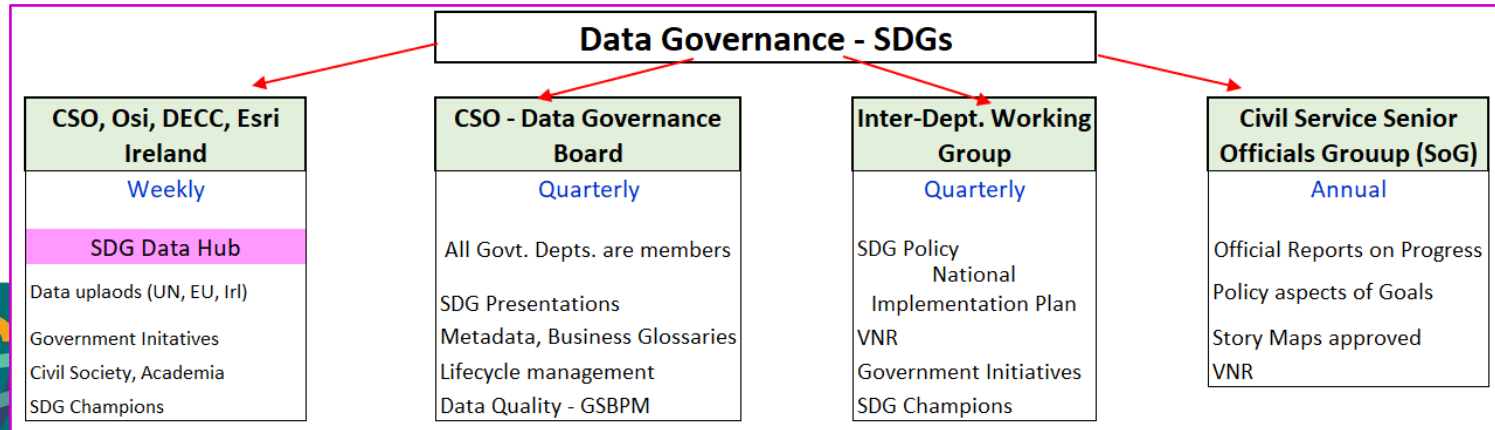
Ireland's progress against each goal is measured using a set of United Nations (UN) global and European Union (EU) agreed targets and indicators.

From this home page, you can access information on specific goals, view our video and sign up to receive updates.




Role of CSO

Focal Point for SDGs	SDG Road Map for Statistics - UNECE Data Quality - GSBPM model Co-ordinate requests for data from UN Orgs. Identification, Management & Presentation VNR - provide data Data experts - SDG Data Reports Liaise with Gov. Depts. Corporate support to Dept.Environment
-----------------------------	--



Ireland's Voluntary National Review 2023

<https://www.gov.ie/pdf/?file=https://assets.gov.ie/261436/e304fd76-2efa-4bad-93ba-595c29a8d2fe.pdf#page=null>



Chapter 6 sets out what the data shows, including:

- a dashboard summary of Ireland's progress towards achieving the SDG targets using the UN indicator data set
- includes an infographic per SDG, highlighting key figures and statistics prepared by Ireland's Central Statistics Office.

Data – No. Indicators

Publication	Collaboration Dept.
Goal 1 No Poverty	DEASP, DCRD, PER
Goal 2 Zero Hunger	Agriculture
Goal 3 Good Health & Well-being	Health
Goal 4 Quality Education	Education
Goal 5 Gender Equality	Justice & Equality
Goal 6 Clean Water & Sanitation	EPA
Goal 7 Affordable & Clean Energy	SEAI
Goal 8 Decent Work & Economic Growth	Enterprise, Trade and Employment
Goal 9 Industry, Innovation & Infrastructure	Enterprise, Trade and Employment
Goal 10 Reduced Inequalities	Children, Equality, Disability, Integration and Youth
Goal 11 Sustainable Cities & Communities	Enterprise
Goal 12 Responsible Consumption & Production	Housing, Local Government and Heritage.
Goal 13 Climate Action	DECC and the EPA
Goal 14 Life Below Water	DAFM and the NPWS
Goal 15 Life on Land	DAFM and the NPWS
Goal 16 Peace, Justice & Strong Institutions	Justice
Goal 17 Partnerships for the Goals	Foreign Affairs

Goal	Total No. of SDG Indicators
Goal 1	14
Goal 2	13
Goal 3	27
Goal 4	11
Goal 5	14
Goal 6	11
Goal 7	6
Goal 8	17
Goal 9	12
Goal 10	11
Goal 11	15
Goal 12	13
Goal 13	8
Goal 14	10
Goal 15	14
Goal 16	23
Goal 17	25
Total	244

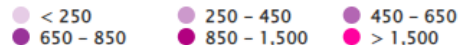
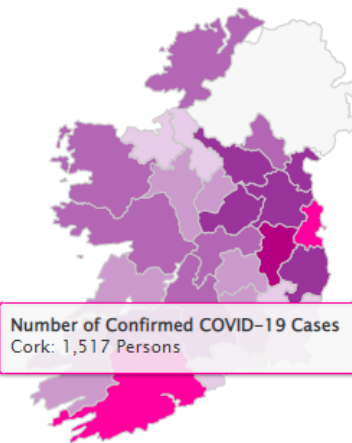
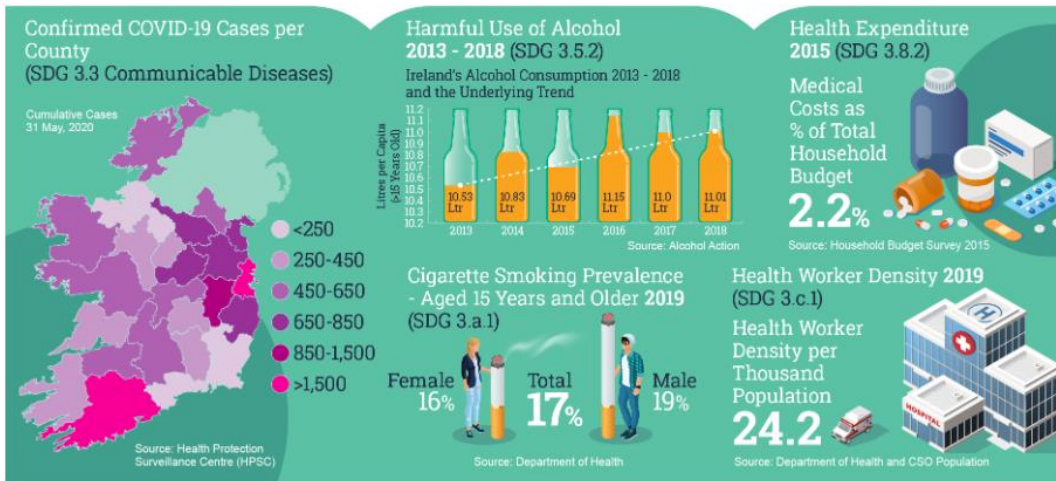
- Interlinkage of SDGs across Departments
- Publications- Links to documents (Policy, in-depth analysis)

SDG Publications – Goal 3



Goal 3 - Good Health and Well-Being

Map 2.1 – Number of Confirmed COVID-19 Cases by County, Notified to Midnight May 31st, 2020



Show Table: 2.6 - SDG 3.3.1 Summary of HIV Diagnoses

Table 2.6 - SDG 3.3.1 Summary of HIV Diagnoses in Ireland, 2015 - 2018

(HPSC)

		2015	2016	2017	2018
Sex	Males (%)	76.6	77.7	76.5	78.6
	Females (%)	23.4	22.3	23.5	21.2
	Unknown (%)	0	0	0	0.2
	Male to Female Ratio	3.3	3.5	3.3	3.7
Total		100	100	100	100
Age	Median Age of Adult Cases (Years)	34	35	35	35
	Age Range of Adult Cases (Years)	18-72	19-74	18-75	18-71
	Young People 15-24 Years (%)	8.1	7.8	8.4	7.3
	Older People (50+) (%)	7.1	7.8	10.8	13.8
	Probable Route of Transmission	Sex Between Men (%)	51.5	54.6	53.6
	Heterosexual Sex (%)	27.2	28.3	34.4	30.8
	Injecting Drug Use (%)	10.2	4	3.7	2.7
	Mother to Child (%)	1	0.6	0	0.8
	Other (%)	0.8	0.4	1.4	0.4
	Unknown (%)	9.3	12.2	7	9.4
Total		100	100	100	100



SDG Publications – Goal 10

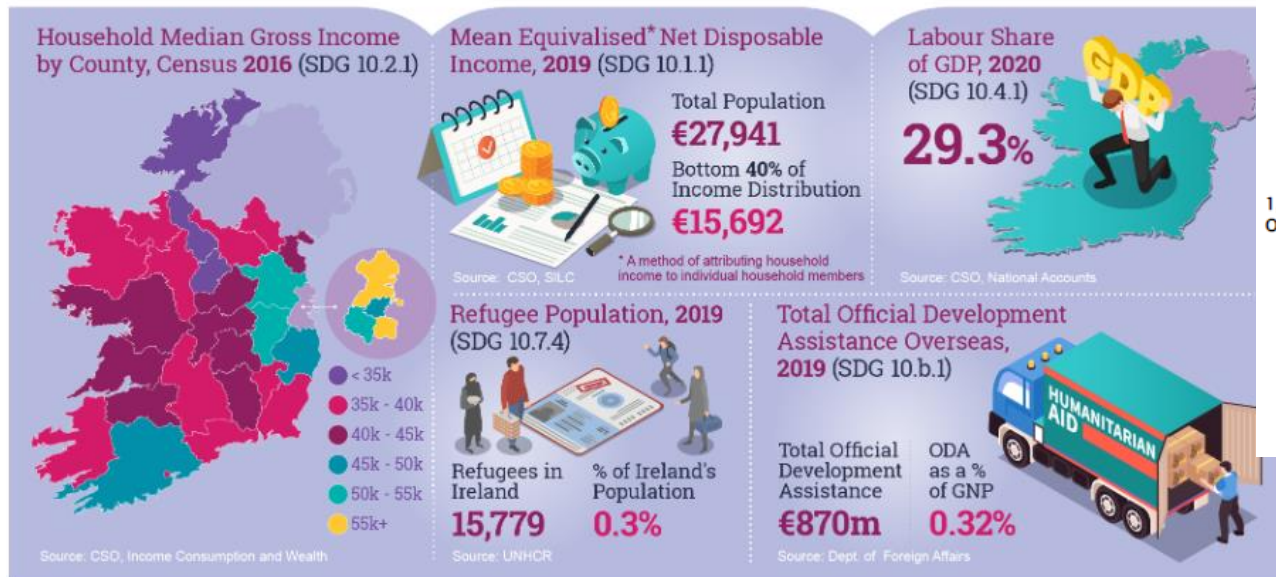


Central Statistics Office



Goal 10 - Reduced Inequalities

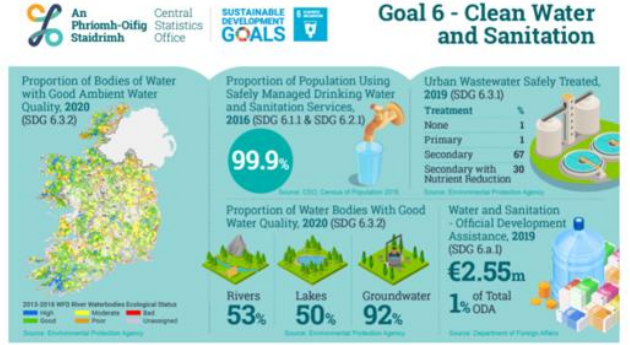


Figure 6.1 – SDG 10.7.2 Top Nationalities for International Protection Applications, 2018



Source: Department of Justice



SDG Publications – Goals 1 to 17 (Feb 2020 to Apr 2023)



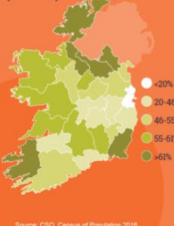
con't: SDG Publications – Goals 1 to 17 (Feb 2020 to Apr 2023)

Goal 7 - Affordable and Clean Energy

Goal 8 - Decent Work and Economic Growth

Goal 9 - Industry, Innovation and Infrastructure


Proportion of Households with Oil Central Heating, 2016 (SDG 7.1.2)



Proportion of Households with Access to Electricity, 2016 (SDG 7.1.1)



Proportion of Households by Central Heating Fuel Type, 2016 (SDG 7.1.2)



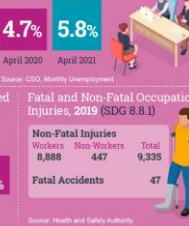
GDP per Capita by Region, 2019 (SDG 8.1.1)



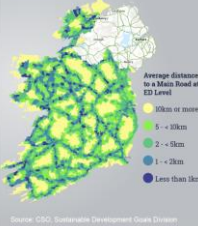
Average Hourly Earnings, 2019-2020 (SDG 8.5.1)



Unemployment Rate % (Aged 15-74 Years), April 2020 & 2021 (SDG 8.5.2)



Average Distance to Main Road Network at Electoral Division, 2016 (SDG 9.1.1)



Manufacturing Value Added, 2020 (SDG 9.2.1) As a Proportion of GDP



Manufacturing Employment as a % of All Employment, Q1 2021 (SDG 9.2.2)



Renewable Energy Share in the Total Final Energy Consumption, 2019 (SDG 7.2.1)



Clean Energy R&D - Official Development Assistance, 2019 (SDG 7.a.1)




Youth Unemployment Rate % (Aged 15-24 Years), April 2021 (SDG 8.6.1)



Fatal and Non-Fatal Occupational Injuries, 2019 (SDG 8.8.1)



Energy Related CO₂ Emissions, 2019 (SDG 9.4.1)



Research and Development Expenditure, 2019 (SDG 9.5.1)



Government Budget Allocations

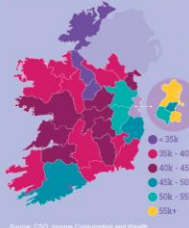


Goal 10 - Reduced Inequalities


Goal 11 - Sustainable Cities and Communities

Goal 12 - Responsible Consumption and Production

Household Median Gross Income by County, Census 2010 (SDG 10.1.1)



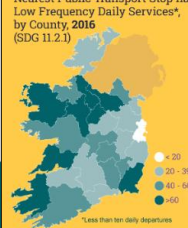
Mean Equalised* Net Disposable Income, 2019 (SDG 10.1.1)



Labour Share of GDP, 2020 (SDG 10.4.1)



Percentage of Persons Where Nearest Public Transport Stop had Low Frequency Daily Services*, by County, 2016 (SDG 11.2.1)



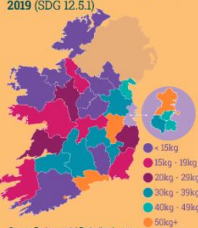
Heritage - Government Allocated Expenditure, 2022 (SDG 11.4.1)



Municipal Waste, 2019 (SDG 11.6.1)



Household Organics Collection (Brown Bin) - Average Kilos per Capita, by Local Authority Area, 2019 (SDG 12.5.1)



Domestic Material Consumption, 2019 (SDG 12.2.2)



Food Waste in Ireland, 2019 (SDG 12.3.1)



Refugee Population, 2019 (SDG 10.7.4)



Total Official Development Assistance Overseas, 2019 (SDG 10.b.1)



Land Area that is Open Space for Public Use, 2021, (SDG 11.7.1)



Recorded Crime Incidents, Q2 2021, (SDG 11.7.2)



Recorded Crime Incidents, Q2 2021, (SDG 11.7.2)



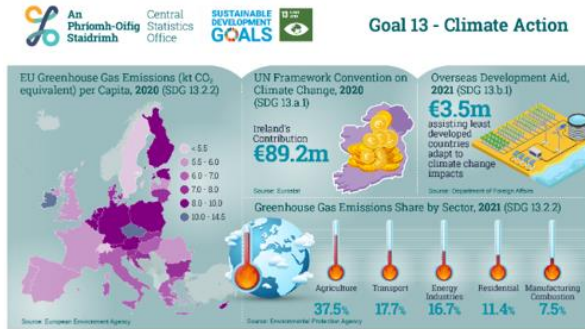
National Recycling Rate, 2019 (SDG 12.5.1)



Amount of Fossil-Fuel Subsidies, 2020 (SDG 12.c.1)



con't: SDG Publications – Goals 1 to 17 (Feb 2020 to May 2023)



UN SDG Goals – publications for Indicators Data

<https://www.cso.ie/en/statistics/unsustainabledevelopmentgoals/>

Next update - 2024



UN Sustainable Development Goals

Statistical Publications

- › UN SDGs - Goal 1 No Poverty
- › UN SDGs - Goal 2 Zero Hunger
- › UN SDGs - Goal 3 Good Health and Well-Being
- › UN SDGs - Goal 4 Quality Education
- › UN SDGs - Goal 5 Gender Equality
- › UN SDGs - Goal 6 Clean Water and Sanitation
- › UN SDGs - Goal 7 Affordable and Clean Energy
- › UN SDGs - Goal 8 Decent Work and Economic Growth
- › UN SDGs - Goal 9 Industry Innovation and Infrastructure
- › UN SDGs - Goal 10 Reduced Inequalities
- › UN SDGs - Goal 11 Sustainable Cities and Communities
- › UN SDGs - Goal 12 Responsible Consumption and Production
- › UN SDGs - Goal 13 Climate Action
- › UN SDGs - Goal 14 Life Below Water
- › UN SDGs - Goal 15 Life on Land
- › UN SDGs - Goal 16 Peace, Justice and Strong Institutions
- › UN SDGs - Goal 17 Partnerships for the Goals

Related Content

- › A Profile of Ireland's Border Population 2016
- › Measuring Distance to Everyday Services in Ireland
- › Regional SDGs Ireland 2017
- › Mapping a Table of Data with Esri Shapefiles in R

Related Links

- › Ireland's SDG Data Hub

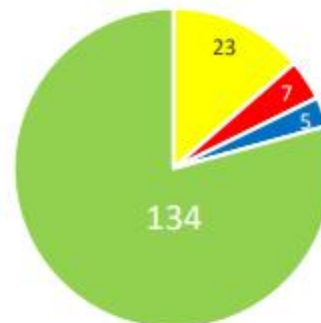
SDG Monitoring Progress – VNR Statistics

Traffic Light	
Achieving	
Showing Concern	
Not Achieving	
No Data Available	

The main results of this analysis are that:

- 81% of the Targets (134) are being fully achieved
- 11% of the Targets (23) are being partly achieved – showing concern.
- 5% of the Targets (7) are not being achieved.
- There is no data available for 3% of the Targets (5).

Measuring Ireland's Progress towards the SDG Targets - 2020/2023



- Showing concern
- Not meeting Target
- No data available
- Achieving Target



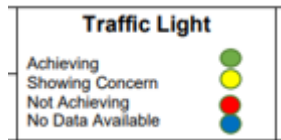
UN-SDG Targets- not being achieved

The seven Targets which are not being achieved are associated with the following UN-SDG Goals:

- **GOAL 6: Clean Water and Sanitation** – one Target relating to water quality.
- **GOAL 7: Affordable and Clean Energy** – one Target relating to renewable energy targets.
- **GOAL 12: Responsible Consumption and Production** – three Targets relating to material footprint & consumption and fossil-fuel subsidies.
- **GOAL 13: Climate Action** – one Target relating to Green House Gas emissions.
- **GOAL 17: Partnerships to achieve the UN-SDG Goals** – one Target relating to official development assistance.



Ireland – Traffic Light Review of SDG Targets – 2019-2022



Goal	Traffic Light
GOAL 1: No Poverty - 2019	
GOAL 2: Zero Hunger - 2019	
GOAL 3: Good Health and Well-being - 2019	
GOAL 4: Quality Education - 2018	
GOAL 5: Gender Equality - 2019	
GOAL 6: Clean Water and Sanitation - 2020	

GOAL 7: Affordable and Clean Energy - 2019	
GOAL 8: Decent Work and Economic Growth - 2021	
GOAL 9: Industry, Innovation, and Infrastructure - 2021	
Goal	Traffic Light
GOAL 10: Reduced Inequalities - 2021	
GOAL 11: Sustainable Cities and Communities - 2021	
GOAL 12: Responsible Consumption and Production - 2021	

GOAL 13: Climate Action - 2021	
GOAL 14: Life Below Water - 2021	
GOAL 15: Life on Land - 2022	
GOAL 16: Peace, Justice and Strong Institutions - 2022	
GOAL 17: Partnerships for the Goal - 2022	
Overall - 2019-2022	

Any Questions?

Traffic Lights – SDG Progress Report

https://www.cso.ie/en/media/csoie/sustainabledevelopmentgoalsdgs/CSO-VNR-Traffic_lights_V32.pdf

SDG Data Hub (Geohive)

<https://irelandsdg.geohive.ie/>

SDG Publications

<https://www.cso.ie/en/statistics/unsustainabledevelopmentgoals/>

Ireland's SDG Statistics Road Map

https://www.cso.ie/en/media/csoie/sustainabledevelopmentgoalsdgs/Implementation_of_the_UNECE_Road_Map_-_SDG_Indicators_Ireland.pdf

Email: **SDG@cso.ie**

mary.smyth@cso.ie

