



Towards the Achievement of Prioritised Sustainable Development Goals in OIC Countries 2023


Dr. Ahmet Öztürk, Senior Researcher



- Prioritised SDGs at the OIC Level
- Data and Methodology
- Main Findings on Current SDGs Trends
- Achievements in OIC Countries
- SESRIC Statistical Capacity Building (StatCaB) Programme



Prioritised SDGs at the OIC Level





- Availability in both the UNSD Global SDG Indicators Database and the OICStat Database;
- Availability for **28** OIC countries out of 57 as much as possible;
- Availability for at least two time periods, the base year and the last year;
- There should be clear and concise metadata.
- A total of **96** indicators were selected.



- The assessment is basically based on the compound growth rates using the first and last observation of the time series.
- These assessment methods focus on developments over time and not on the current status of the indicators.
- Trend analysis interval used is at least **5** years long. In some indicators, it was 10 years or even more.



Current SDGs Trends in OIC Countries






3 GOOD HEALTH AND WELL-BEING



- ❑ The average maternal mortality ratio for the OIC countries group declined from 484 in 2000 to 340 deaths per 100,000 live births in 2020.
- ❑ Under-five mortality rate also declined from 101 to 56 deaths per 1,000 live births between 2000 and 2021.



4 QUALITY EDUCATION



- ❑ School completion rates have increased overall in OIC countries. At primary level, the OIC average increased from 67% in 2000 to 75% in 2021.
- ❑ Majority of the member countries have managed to close the gap between male and female in school education.
- ❑ Participation in pre-primary education has increased from 42% to 62% in the OIC countries group from 2000 to 2022.



9 INDUSTRY, INNOVATION AND INFRASTRUCTURE



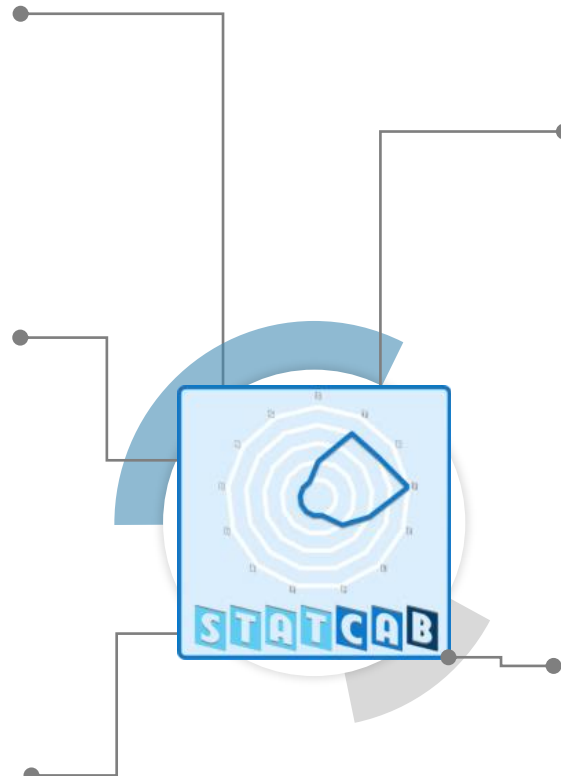
- ❑ The share of medium-high and high-technology industries in total manufacturing value-added increased by 1.6 percentage points from 30.7% in 2000 to 32.3% in 2020 in the OIC countries group.
- ❑ A downward trend was observed in carbon dioxide (CO₂) emissions intensity of manufacturing across OIC countries.
- ❑ Between 2010 and 2021, 3G network coverage almost tripled to reach 89% of the total OIC population.



Initiated in
early **2007**

Based on **South-South and Triangular Cooperation** approach

Matching capacities and needs of NSOs of OIC countries



StatCaB Biennial Questionnaire for 2024-2025 has been circulated in January 2023



Training Course on ‘Generic Statistical Business Process Model (GSBPM)’
5-6 September 2023



- SESRIC is open to cooperation on formulation and preparation of VNRs for OIC countries in collaboration with national & international partners in the form of capacity development activities on:
 - Developing VNR roadmaps;
 - Mapping out stakeholder engagement; and
 - Reviewing drafts.



Thank You



STATISTICS AND INFORMATION DEPARTMENT OF SESRIC

Website : www.sesric.org

E-mail : cabinet@sesric.org

Twitter : @sesric

Instagram : @sesric1978