



MONITORING OF SDGs INDICATORS IN THE RUSSIAN FEDERATION

Natalia Komkova

Federal State Statistics Service (Rosstat)

Workshop on Data and Statistics for Evidence-based
Voluntary National Reviews (VNRs)

Vienna, Austria, 9-12 December, 2019



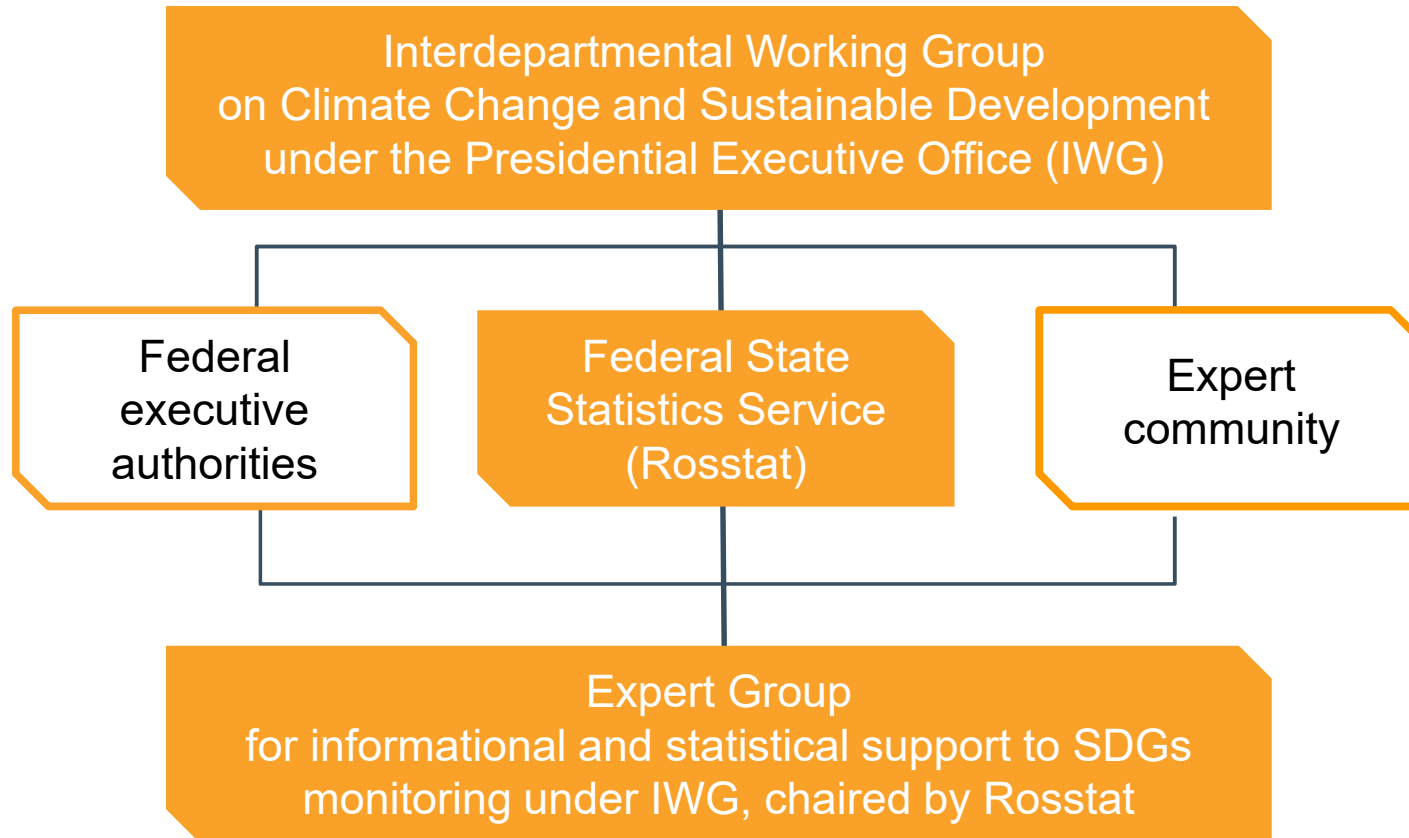
SDG MONITORING AT THE NATIONAL LEVEL



1. Implementation of global SDGs indicators
2. Development of a national set of indicators for the SDGs
3. Establishment of a national reporting platform on SDGs indicators
4. National SDG reports (federal and regional)
5. Preparation of the voluntary national review (VNR) 2020

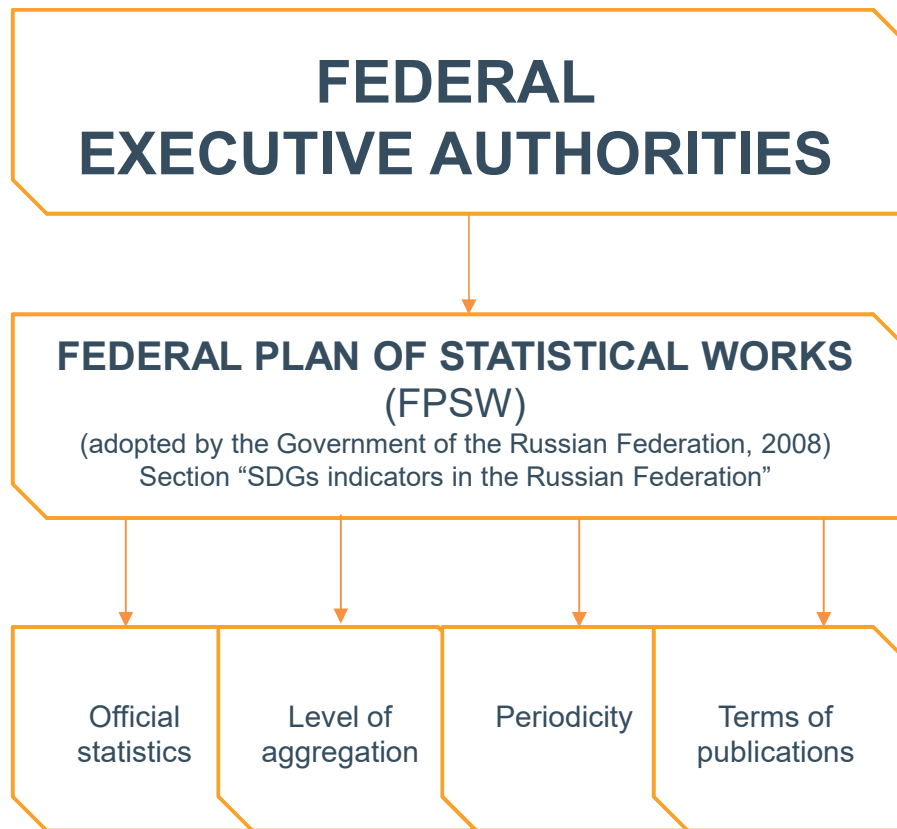


COORDINATION MECHANISM ▶▶▶▶▶▶▶▶▶▶





DATA COLLECTION MECHANISM ▶ ▶ ▶ ▶ ▶ ▶ ▶ ▶ ▶ ▶



Rosstat is authorized to coordinate the activities of the federal authorities on the collection and submission of official statistical information on SDG indicators to the international organizations

Federal plan of statistical works (Federal plan) determines the order of the submission of official statistical information on SDG indicators to the international organizations

Section 2.8 "SDGs indicators in the Russian Federation" is included in Federal Plan of Statistical Works (FPSW)

90 SDGs indicators are included in the Federal Plan of Statistical Works (FPSW)

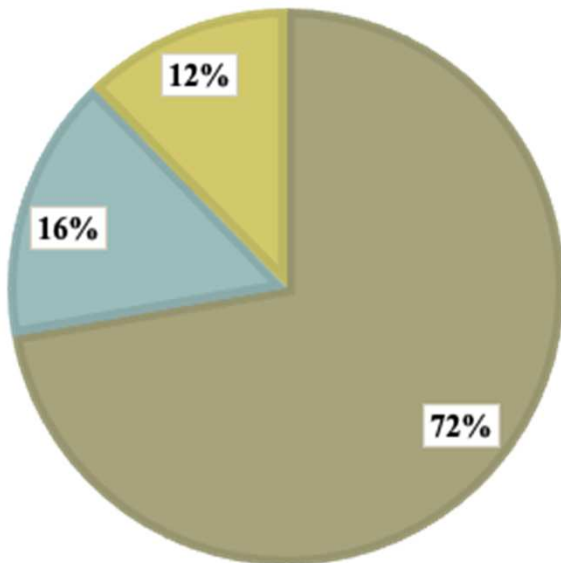
- 54 indicators (60%) – Rosstat
- 36 indicators (40%) – other 18 federal authorities



REPORTING STATUS OF INDICATORS

90 SDGs indicators are included in FPSW

- Data are available - 65 indicators
- Proxies are available - 14 indicators
- Data will be available 2019-2020 - 11 indicators



SDG indicators, total - 232

2017-2019

Tier I and II indicators* - 142

Included in the FPSW - 90 (63%)

2020

Tier I and II indicators* - 208

Planned in the FPSW - 102 (49%)

Remaining 106 indicators will be included in the "Roadmap for SDGs"

***Tier I:** The indicator is conceptually clear, a methodology is available, standards are available, data are regularly collected by countries.

Tier II: The indicator is conceptually clear, a methodology is available, standards are available, data are not collected by countries.

Tier III: An indicator for which there is no established methodology, standards or methodology, standards in the development process.

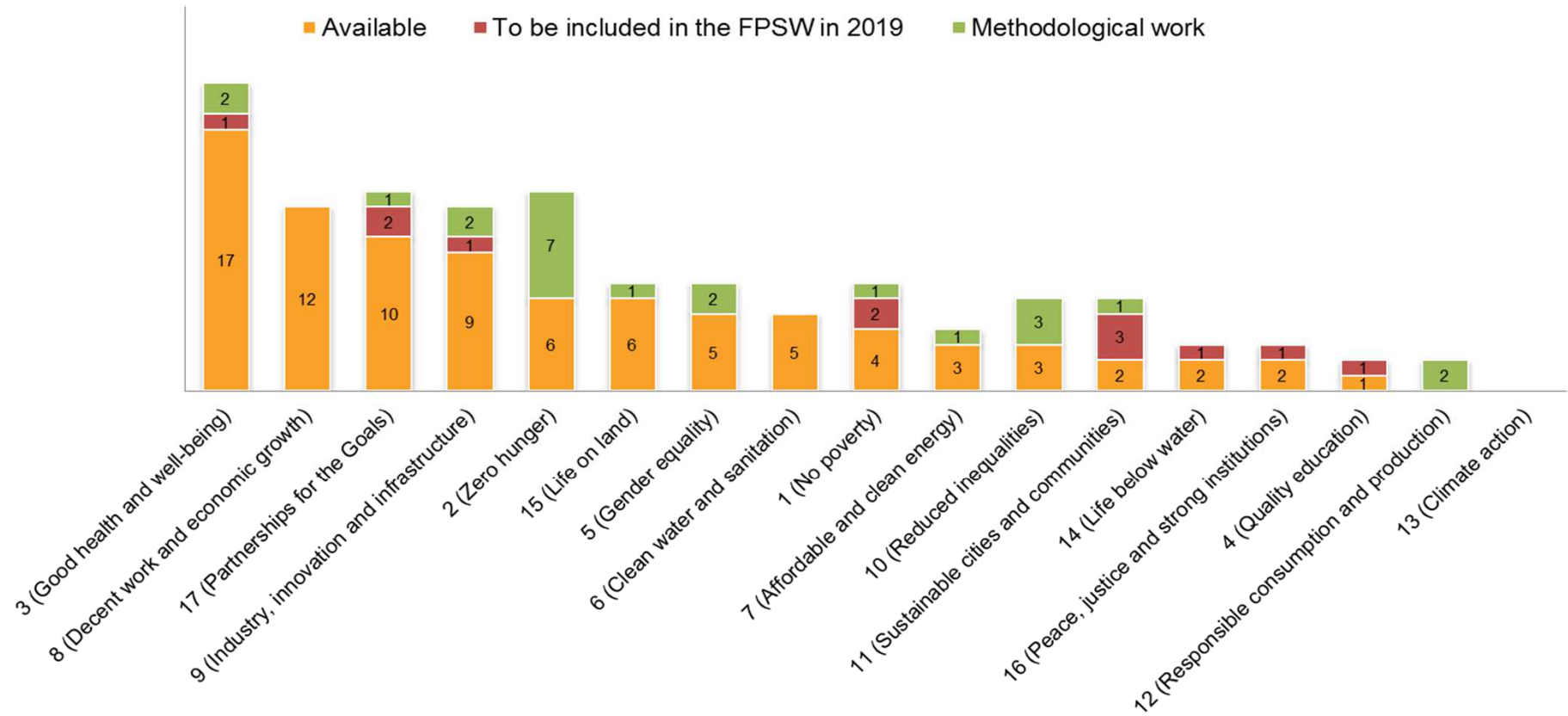


DATA AVAILABILITY FOR SDG, by government bodies

	Federal authority	Indicators
1	Federal State Statistics Service (Rosstat)	54 +3
2	Ministry of Finance	8
3	Ministry of Natural Resources and Environment	6 +1
4	Bank of Russia	4 +1
5	Federal Treasury	3
6	Federal Service for Surveillance on Consumer Rights Protection and Human Wellbeing	3 +1
7	Ministry of Digital Development, Communications and Mass Media	2
8	Ministry of Agriculture	2
9	Ministry of Economic Development	2
10	Federal Agency for Water Resources	2 +1
11	Federal Agency for Fishery	2 +2
12	Ministry of Health	2 +1
13	Ministry of Energy	1
14	Federal Agency for Air transport	1
15	Federal Forestry Agency	1
16	Federal Service for State Registration, Cadaster and Cartography	1
17	Ministry of Science and Higher Education of the Russian Federation	1
18	Federal Service for Hydrometeorology and Environmental Monitoring	1
19	Federal Service for Supervision of Natural Resources	1
20	Ministry of Education of the Russian Federation	+1
21	Ministry of Construction and Housing and Communal Services	+1



DATA AVAILABILITY FOR SDG, by goals ▶ ▶ ▶ ▶ ▶





DECREE OF THE PRESIDENT OF THE RUSSIAN FEDERATION “ON NATIONAL GOALS AND STRATEGIC OBJECTIVES OF THE RUSSIAN FEDERATION FOR THE PERIOD UP TO 2024” (7TH OF MAY, 2018)



1. Demography



2. Healthcare



3. Education



4. Housing and Urban environment



5. Ecology and environment



6. Safe and high-quality infrastructure



7. Labour productivity and employment



8. Science and research



9. Digital economy



10. Culture



11. Support of small business



12. International cooperation and export



NATIONAL GOALS - SDG MAPPING



1. Demography



5. Ecology and environment



2. Healthcare



6. Safe and high-quality infrastructure



3. Education



7. Labour productivity and employment



4. Housing and Urban environment



8. Science and research



9. Digital economy



10. Culture



11. Support of small business



12. International cooperation and export





NATIONAL SET OF SDG INDICATORS

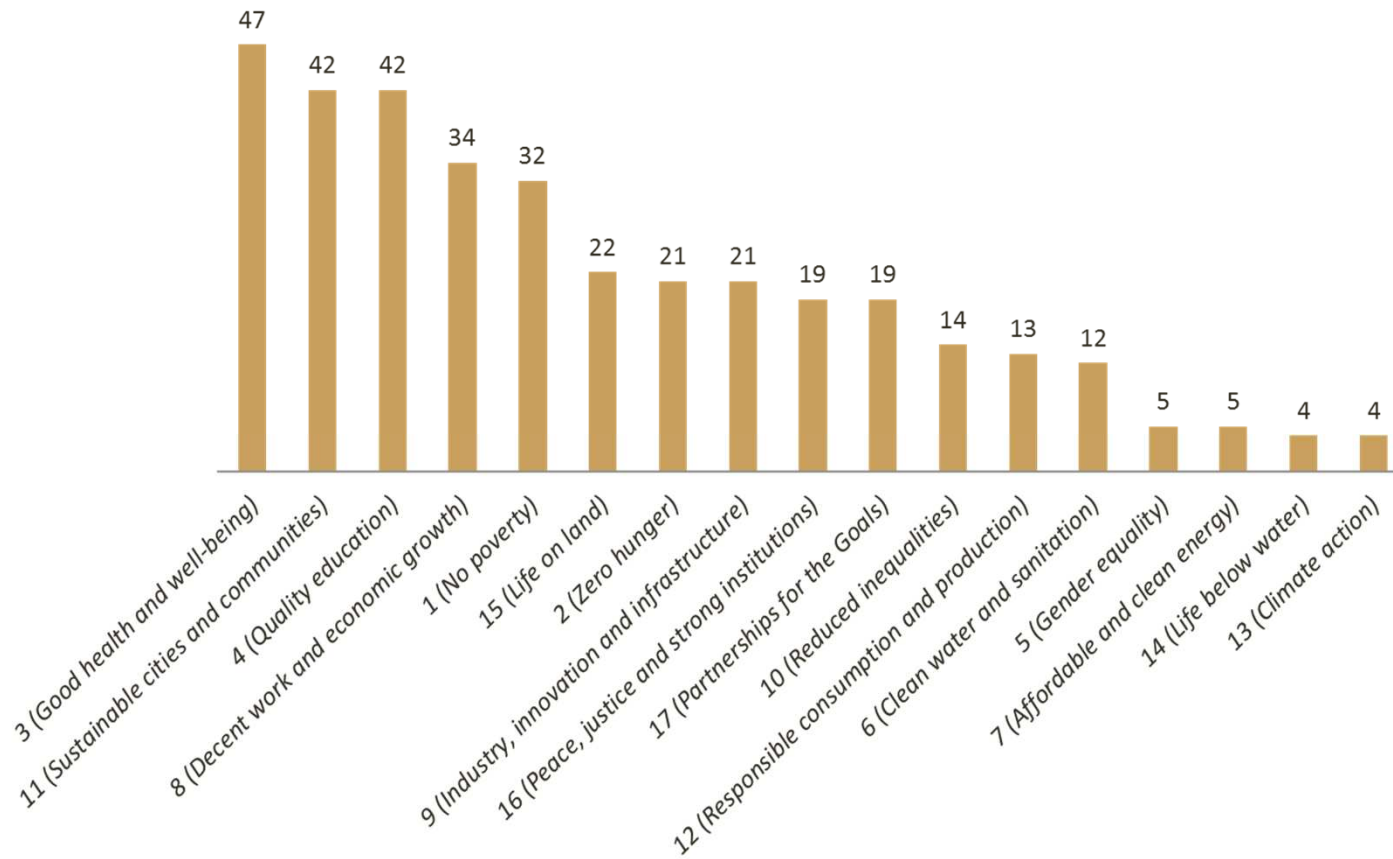


Draft national set of SDG indicators	– 364
Rosstat	– 210
Expert community	– 154

Emphasis on 12 directions from the Decree of the President of the Russian Federation of May 7, 2018 "On national goals and strategic objectives of the Russian Federation for the period up to 2024".



DISTRIBUTION OF INDICATORS, INCLUDED IN THE NATIONAL SET OF SDGs INDICATORS, BY GOALS ▶ ▶ ▶





SDG ON THE ROSSTAT WEB-SITE <https://eng.gks.ru/sdg>

[About](#)[Official Statistics](#)[Publications](#)[Feedback](#)

Main / Statistics / Official Statistics / Sustainable Development Goals / About SDGs

TO FAVORITES

About SDGs

[Data on SDG Indicators](#)[Reporting Status of SDG Indicators](#)[Events](#)[Calendar for SDG Publications](#)[Useful resources](#)[Contacts](#)

On September 25th 2015, the UN member states adopted a set of goals to end poverty, protect the planet and ensure prosperity for all as part of [the 2030 Agenda for Sustainable Development](#). Each of the 17 Goals has specific targets to be achieved over the next 15 years.

The 2030 Agenda for Sustainable Development is a long-term plan for major changes, involving 17 interrelated and inseparable goals and targets in the field of sustainable development. It is important to note that this agenda is universal and applies to all countries.

The 2030 Agenda for Sustainable Development was developed to improve the lives and future of all people around the world. As a result, today the world community has not only the resolutions of International Peace and Security adopted by the General Assembly and the Security Council, but also the road maps. In fact, sustainable and inclusive development is not only an independent goal, but also the best available tool to the international community to prevent the emergence of a variety of problems.

For the Sustainable Development Goals to be reached, everyone needs to do their part: governments, the private sector, civil society and all the inhabitants of the Earth.



✓ Russian + English versions

Rosstat in social media

Federal State Statistic Service





SDG ON THE ROSSTAT WEB-SITE <https://eng.gks.ru/sdg/data>

- ✓ English + Russian translated metadata

Good Health and Well-Being

3.1.1. Being Developed
Maternal mortality ratio
Data Metadata

3.1.2. Being Developed
Proportion of births attended by skilled health personnel
Data Metadata

3.2.1. Being Developed
Under-five mortality rate
Data Metadata

3.2.2. Being Developed
Neonatal mortality rate
Data Metadata

3.3.1. Being Developed (Proxy)
Number of new HIV infections per 1,000 uninfected population, by sex, age and key populations
Data Metadata

3.3.2. Being Developed
Tuberculosis incidence per 100,000 population
Data Metadata

3.3.3. Being Developed
Malaria incidence per 1,000 population
Data Metadata

3.3.4. Being Developed
Hepatitis E incidence per 100,000 population
Data Metadata

3.3.5. Exploring Data Sources
Number of people requiring interventions against neglected tropical diseases
Data Metadata

3.4.1. Being Developed
Mortality rate attributed to cardiovascular disease, cancer, diabetes or chronic respiratory disease
Data Metadata

3.4.2. Being Developed
Suicide mortality rate
Data Metadata

3.5.1. Exploring Data Sources
Coverage of treatment interventions (pharmaceutical, psychological and rehabilitation and aftercare services) for substance use disorders
Data Metadata

3.5.2. Exploring Data Sources
Harmful use of alcohol, defined according to the national context as alcohol per capita consumption (aged 15 years and older) within a calendar year in litres of pure alcohol

3.6.1. Being Developed
Death rate due to road traffic injuries
Data Metadata

3.7.1. Being Developed
Proportion of women of reproductive age (aged 15-49 years) who have their need for family planning satisfied with modern methods
Data Metadata

3.7.2. Being Developed (Proxy)
Adolescent birth rate (aged 10-14 years; aged 15-19 years) per 1,000 women in that age group
Data Metadata

Exploring Data Sources
Proportion of population covered by social protection floors/systems, by sex, including children, unemployed older persons, persons with disabilities, pregnant women, newborns, job victims and the poor and the vulnerable
Metadata

Statistics in Progress
Prevalence of malnutrition (weight for height) among children under 5 years of age (wasting and overweight)
Metadata

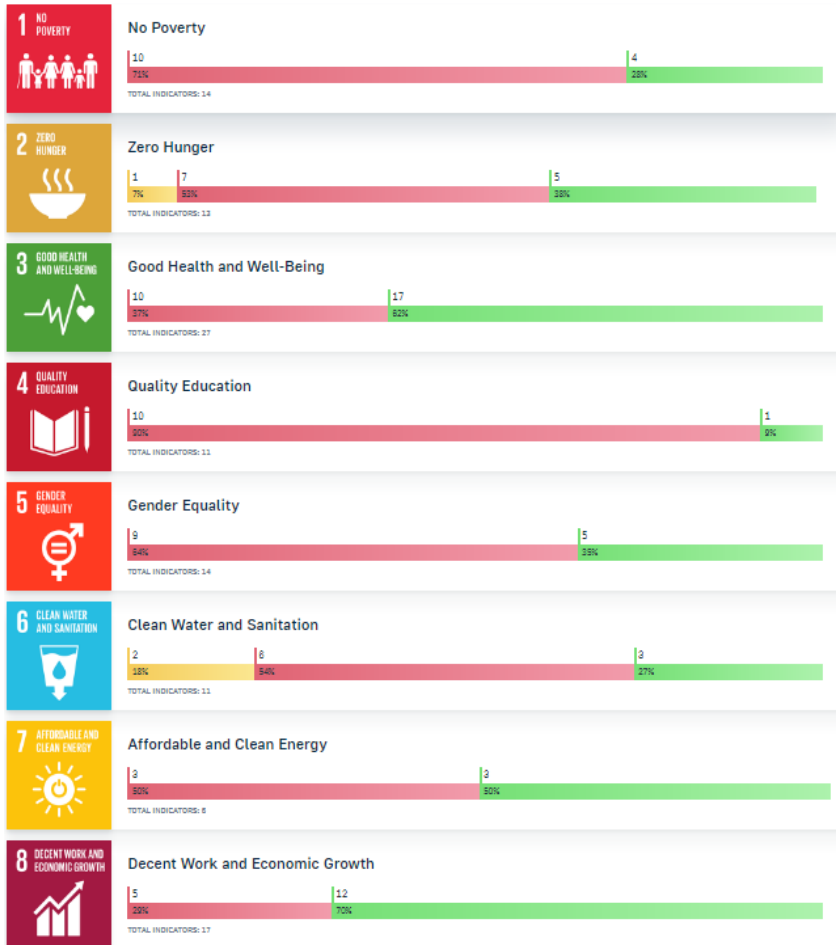
Being Developed (Proxy)
Percentage of total government spending on health services (education, health and social protection)
Metadata

Being Developed
Percentage of plant and animal genetic diversity for food and agriculture secured in situ or long-term conservation
Metadata

Being Developed
Proportion of total government spending on health services (education, health and social protection)
Metadata



SDG REPORTING STATUS <https://eng.gks.ru/sdg/reporting-status>





SDG IN THE UNIFIED INTERDEPARTMENTAL STATISTICAL INFORMATION SYSTEM (UNISIS) <https://fedstat.ru>

- + 1. Federal State Statistics Service 2170
- 2. Rosstat and other subjects of official statistical accounting 1827
 - + 2.1. Indicators for assessing the effectiveness of executive bodies of the constituent entities of the Russian Federation 128
 - + 2.2. Indicators for assessing the effectiveness of local government bodies 128
 - + 2.3. Indicators for assessing the effectiveness of the activities of the constituent entities of the Russian Federation to create favorable conditions for doing business 128
 - + 2.4. Indicators for evaluating the performance of senior officials of the constituent entities of the Russian Federation to create favorable conditions for doing business 128
 - + 2.5. Indicators of socio-economic development of the Arctic region 128
 - + 2.6. Indicators of socio-economic development of the Russian Federation of May 7, 2012 No. 596 - 606 128
 - + 2.7. Indicators of socio-economic development of single-industry towns 128
 - + 2.8. Indicators of achievement of the sustainable development goals 128
 - + 2.9. Indicators of socio-economic development of the Russian Federation indicators of national projects 128

EMISS STATE STATISTICS

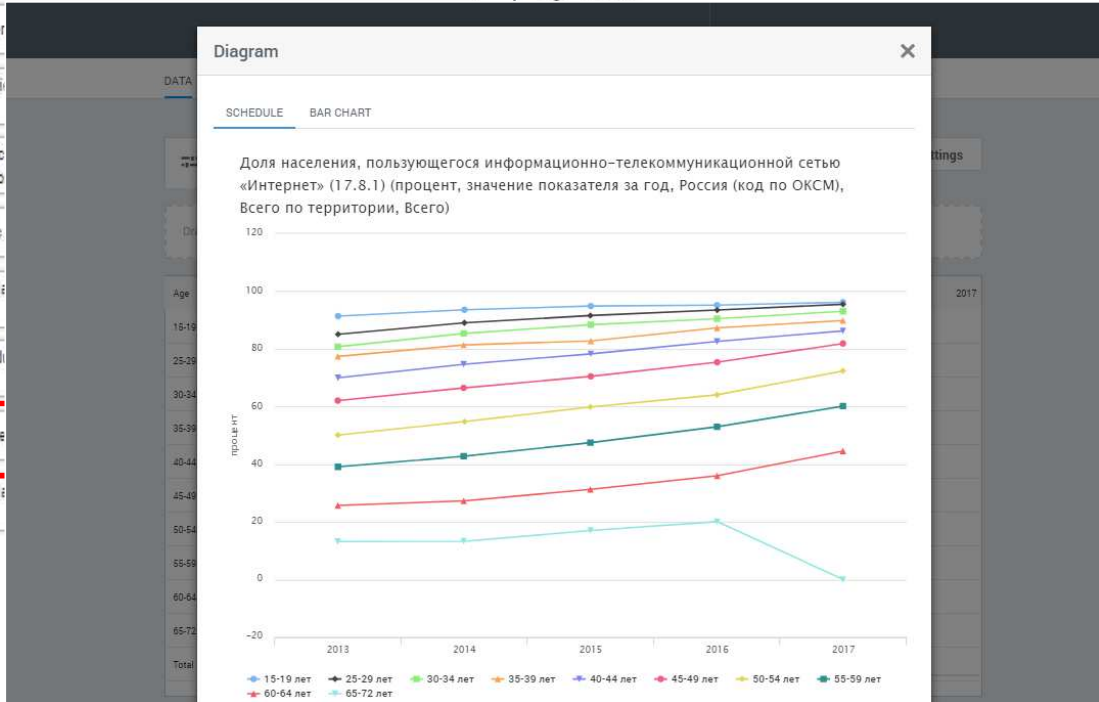
Indicators Departments To come in

Official statistics

6420 indicators

63 departments

Поиск...



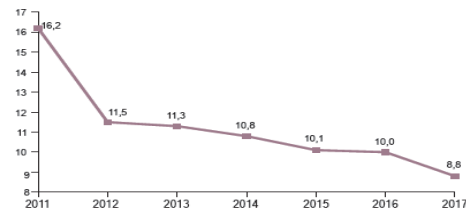


INFORMATIONAL STATISTICAL POCKETBOOK "RUSSIA' 2019", INCLUDING A SECTION ON SDGS

ОТДЕЛЬНЫЕ ПОКАЗАТЕЛИ ЦУР

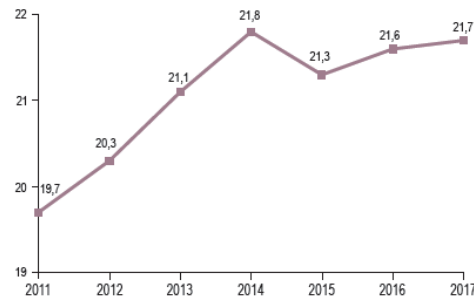
Задача 3.1. К 2030 году снизить глобальный коэффициент материнской смертности до менее 70 случаев на 100000 живорождений.
Показатель 3.1.1. Коэффициент материнской смертности.

Коэффициент материнской смертности (3.1.1)



Задача 9.б. Поддерживать разработки, исследования и инновации в сфере отечественных технологий в развивающихся странах, в том числе путём создания политического климата, благоприятствующего, в частности, диверсификации промышленности и увеличению добавленной стоимости в сырьевых отраслях.
Показатель 9.б.1. Доля добавленной стоимости продукции среднетехнологичных и высокотехнологичных отраслей в общем объёме добавленной стоимости.

Доля продукции высокотехнологичных и наукоемких отраслей в валовом внутреннем продукте за год, предшествующий предыдущему (9.б.1)



ЦЕЛИ УСТОЙЧИВОГО РАЗВИТИЯ

ЦЕЛИ В ОБЛАСТИ УСТОЙЧИВОГО РАЗВИТИЯ

1	Повсеместная ликвидация нищеты во всех её формах	14 показателей
2	Ликвидация голода, обеспечение продовольственной безопасности и улучшение питания и содействие устойчивому развитию сельского хозяйства	13 показателей
3	Обеспечение здорового образа жизни и содействие благополучию для всех в любом возрасте	27 показателей
4	Обеспечение всеохватного и справедливого качественного образования и поощрение возможности обучения на протяжении всей жизни для всех	11 показателей
5	Обеспечение гендерного равенства и расширение прав и возможностей всех женщин и девочек	14 показателей
6	Обеспечение наличия и рационального использования водных ресурсов и санитарии для всех	11 показателей
7	Обеспечение всеобщего доступа к недорогим, надёжным, устойчивым и современным источникам энергии для всех	6 показателей
8	Содействие поступательному, всеохватному и устойчивому экономическому росту, полной и производительной занятости и достойной работе для всех	17 показателей
9	Создание сильной инфраструктуры, содействие всеохватной и устойчивой индустриализации и инновациям	12 показателей
10	Сокращение неравенства внутри стран и между ними	11 показателей
11	Обеспечение открытости, безопасности, жизнестойкости и экологической устойчивости городов и населённых пунктов	15 показателей
12	Обеспечение перехода к рациональным моделям потребления и производства	13 показателей
13	Принятие срочных мер по борьбе с изменением климата и его последствиями	8 показателей
14	Сохранение и рациональное использование океанов, морей и морских ресурсов в интересах устойчивого развития	10 показателей
15	Защита и восстановление экосистем суши и содействие их рациональному использованию, рациональное лесопользование, борьба с опустыниванием, прекращение и обращение вспять процесса деградации земель и прекращение процесса утраты биоразнообразия	14 показателей
16	Содействие построению миролюбивого и открытого общества в интересах устойчивого развития, обеспечение доступа к правосудию для всех и создание эффективных, подотчётных и основанных на широком участии учреждений на всех уровнях	23 показателей
17	Укрепление средств осуществления и активизация работы в рамках Глобального партнёрства в интересах устойчивого развития	25 показателей

- ✓ Annual issue
- ✓ In Russian and English





FIRST REGIONAL REPORT ON SDG

РОССТАТ
Территориальный орган
Федеральной службы государственной статистики
по Ростовской области

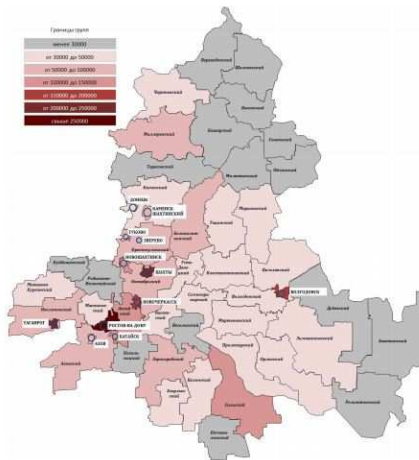


Ростовская область – движение
к целям устойчивого развития



Демографическая характеристика Ростовской области

Рисунок Д.2 Численность постоянного населения на 1 января 2018 года (человек)



The first regional report was made by Regional Statistics Office in Rostov Region (Rostovstat) and includes the progress of Rostov region on each of 17 SDGs.

Рисунок 14.4 Структура производства аквакультур в Ростовской области (в % к общему производству аквакультур)

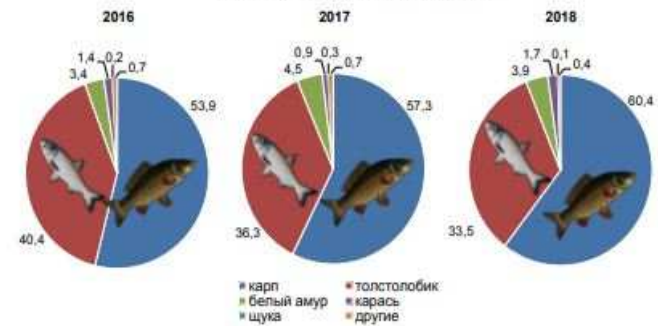


Рисунок Д.6 Население Ростовской области по уровню образования в возрасте 15 лет и более по данным ВПН-2010 (в % к общей численности соответствующего пола)



Рисунок 11.2 Структура жилищного строительства в Ростовской области (в % к общему объему введенного жилья)





THE OECD PROGRAMME ON A TERRITORIAL APPROACH TO THE SDG'S

A role for cities and regions to leave no one behind












«Cities and regions have a crucial role to play in SDG achievements although the 2030 Agenda was not designed specifically for or by them. Most underlying policies and investments are a shared responsibility across levels of government. It is estimated that 65% of the 169 targets underlying the 17 SDGs will not be reached without proper engagement of and coordination with local and regional governments» (OECD)

The programme seeks to support interested cities and regions in fostering a territorial approach to the SDGs by:

- ✓ **measuring** where they stand vis-à-vis the national average and their peers;
- ✓ **engaging a multi-level dialogue** with their lower and upper levels of government to build consensus on who can do what, at what scale and how;
- ✓ **sharing** best practice and lessons from international experience.


Pilot regions & cities

 Province of Córdoba Argentina	 City of Kitakyushu Japan
 Region of Flanders Belgium	 City of Bonn Germany
 Region of Southern Denmark Denmark	 Municipality of Kópavogur Iceland
 County of Viken Norway	 City of Moscow Russian Federation
 State of Paraná Brazil	





STATISTICAL ABSTRACT “SUSTAINABLE DEVELOPMENT GOALS IN THE RUSSIAN FEDERATION” <https://www.eng.gks.ru/sdg/report>



- Issue - December 20, 2019
- Data for all 17 goals
- Infographics
- International comparisons
- Extended list of all available global and national SDG indicators in the Appendix on the Rosstat website
- Russian and English versions



VOLUNTARY NATIONAL REVIEW 2020 ▶ ▶ ▶ ▶ ▶ ▶ ▶ ▶

“We also encourage Member States to conduct regular and inclusive reviews of progress at the national and subnational levels which are country-led and countrydriven. Such reviews should draw on contributions from indigenous peoples, civil society, the private sector and other stakeholders, in line with national circumstances, policies and priorities. National parliaments as well as other institutions can also support these processes.” (General Assembly resolution 70/1)

- **The Analytical Center under the Government of the Russian Federation**, in cooperation with the **Ministry of Foreign Affairs** of Russia, **Rosstat** and interested federal authorities and organizations, is authorized to prepare a **Voluntary National Review of the achievement of sustainable development goals in 2020** as part of the implementation of the 2030 Agenda for Sustainable Development.



HIGH-LEVEL POLITICAL FORUM
ON SUSTAINABLE DEVELOPMENT

VOLUNTARY NATIONAL REVIEWS



VOLUNTARY NATIONAL REVIEW 2020 ▶ ▶ ▶ ▶ ▶ ▶ ▶ ▶

- **17 thematic groups of experts** for each goal have been created. They include representatives of NSO, federal authorities, academic institutions, non-profit organizations, public organizations and business – more than **200 people** in total
- **14 public discussions** have been held
- **17 draft chapters** for each SDG were created
- VNR 2020 will include all available **global SDG indicators** as well as indicators from the **National set of SDG indicators**.



HIGH-LEVEL POLITICAL FORUM
ON SUSTAINABLE DEVELOPMENT

VOLUNTARY NATIONAL REVIEWS



THANK YOU FOR YOUR ATTENTION!

**FEDERAL STATE STATISTICS SERVICE
(Rosstat)**



**39, Myasnitskaya St., bldg. 1, 107450, Moscow, Russia
Phone: (495) 607-3051, Fax: (495) 607-4927
E-mail: KomkovaNA@gks.ru**