



**United  
Nations**

DESA  
Statistics Division



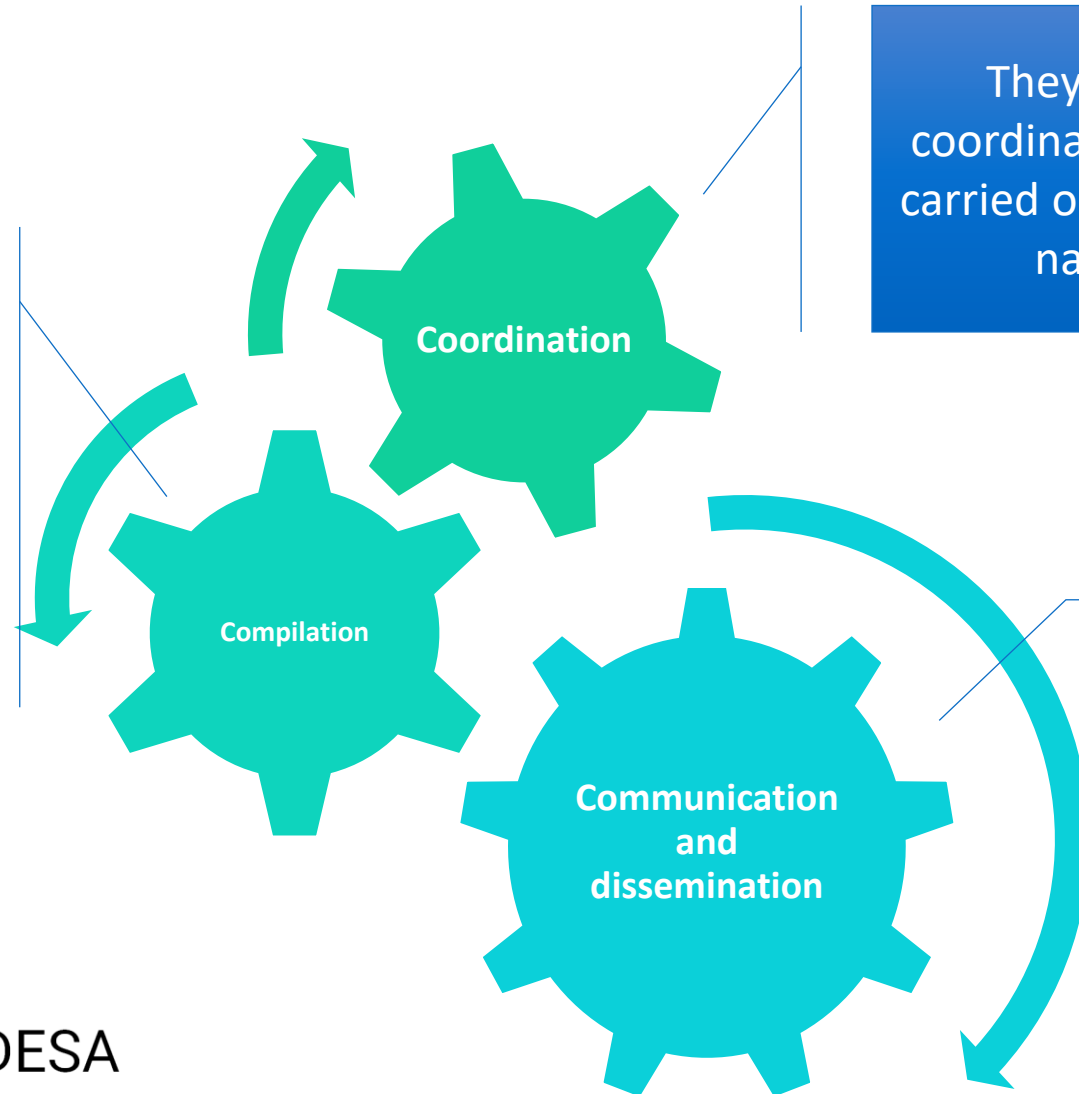
# National SDG data platforms

**International Workshop on the  
Monitoring of the Sustainable  
Development Goals**

**12-13 January 2022**

# Why are national SDG data & metadata platforms important?

They bring together data and metadata from across the entire national statistical system (and beyond), to produce statistical outputs and analyses that are fit for purpose and abide by the highest quality standards;



They provide an instrument for coordination of the statistical activities carried out by different members of the national statistical system.

They help make SDG data available as widely as possible to support evidence-based policy making and inform public debate



**United Nations**

DESA  
Statistics Division



# User needs

National platforms provide opportunity to meet wide range of needs from diverse groups of users

I want to easily find out what the Goals are and how we're doing



Engaged citizen

I want to quickly access clear visualisations I can share



Policy influencers

I need the latest data on indicator 8.5.2 for my report



Government and NGOs

I want to be able to download the data in an accessible format



Expert data users



**United Nations**

DESA  
Statistics Division



# Back-end and front-end systems

- **Front-end systems:**

- What the user sees – provides dashboards and visualisations to users, as well as data downloads in a variety of formats
- Typically a Web application driven by an Application Programming Interface (API).

- **Back-end systems:**

- System that supplies the API and data, and includes data entry, processing and validation modules over, typically, a relational database (or another type of storage).

- There are adaptable, off-the-shelf solutions available, or under development, for both front-end and back-end (and both)
  - UNSD don't recommend one solution over another – most appropriate approach depends on national context and needs



**United Nations**

DESA

Statistics Division



# UNSD-FCDO project

United Nations » Department of Economic and Social Affairs » Statistics Division

HOME COUNTRIES ACTIVITIES MEETINGS ABOUT RESOURCES



UNSD-FCDO Project on SDG Monitoring  
*Make SDG data open and available to the widest possible audience*



Effective monitoring of the SDGs and improved evidence-based policy making

- SDG data and metadata compilation
- Coordination
- User engagement



**United Nations**

DESA

Statistics Division

<https://unstats.un.org/capacity-development/UNSD-FCDO/>



# UNSD-FCDO project support on national platforms

- Each project country has identified the most appropriate SDG indicators dissemination platform to fit the country's context and needs
- Some able to extend existing database or platform to incorporate SDGs
- Some needed only a front-end to their existing database
- Others opted for a more comprehensive solution



**United  
Nations**

DESA  
Statistics Division



# Implementing SDMX-SDGs for National use

- Conference on National Reporting and Dissemination Platforms
  - Developed Principles of SDG Indicator Reporting and Dissemination Platforms and guidelines for their application
- Use of the SDMX Data Structure Definition (DSD) based on the Global SDGs DSD
  - Customization for national needs
  - [https://sdmx.org/?page\\_id=4500](https://sdmx.org/?page_id=4500)
- IAEG-SDGs working group for SDMX provides guidance
  - <https://unstats.un.org/sdgs/iaeg-sdgs/sdmx-working-group/>



**United Nations**

DESA  
Statistics Division



# National SDG platforms highlights

- **OpenSDG:** <https://open-sdg.readthedocs.io/en/latest/>
  - Kyrgyzstan: <https://sustainabledevelopment-kyrgyzstan.github.io/en/>
  - Lao PDR: <https://www.lsb.gov.la/sdg/>
  - Rwanda: <https://sustainabledevelopment-rwanda.github.io/>
- **.Stat Suite :** <https://siscc.org/stat-suite/>
  - Cambodia : <http://camstat.nis.gov.kh/>
  - UNESCAP SDG Gateway: <https://dataexplorer.unescap.org/>
  - SPC Pacific Data Hub: <https://stats.pacificdata.org/>
- **National solution:**
  - Bangladesh : <https://www.sdg.gov.bd/>



**United Nations**

DESA  
Statistics Division





## Показатели целей в области устойчивого развития Кыргызской Республики

Нажмите на каждую цель, или поищите статистики для глобальных показателей целей в области устойчивого развития. Для получения данных по показателям Целей устойчивого развития – выберите цель, или введите название показателя через «Поиск».



## 8 DECENT WORK AND ECONOMIC GROWTH

Promote sustained, inclusive and sustainable economic growth, full and productive employment and decent work for all

### Indicator 8.5.2: Unemployment rate, by sex, age and persons with disabilities

Home / Goal 8 / Indicator 8.5.2

The national metadata is still being developed in collaboration with the relevant Ministry, Department or Agency. The Sustainable Development Goals Secretariat is a collaborative project. If you have any feedback or suggestions for data, please contact us at: [sdg.secretariat@statshghana.gov.gh](mailto:sdg.secretariat@statshghana.gov.gh)

## Unemployment rate, by sex, age and persons with disabilities

Sub-categories

Choose categories from the dropdowns below to see different breakdowns of the data. Some will not be available until a higher level is chosen. Click on the legend to remove individual lines from the chart.

Clear selections ✕

Location:

Sex:

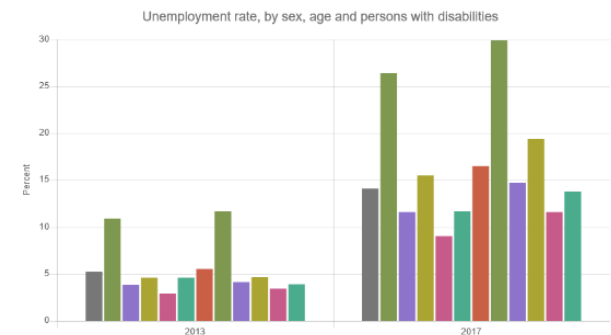
Female:

Male:

Age:

15-24:

Chart Table



Source: Ministry of Employment and Labour Relations/Labour Department  
Geographical Area: Region  
Unit of Measurement: Percentage (%)

[Download Chart CSV](#) | [Download Source CSV](#)

National Metadata | Global Metadata



## Indicator 2.1.4

### Food production [2.1.4]

Series

Food production [2.1.4]

Unit of Measurement

Metric Tons

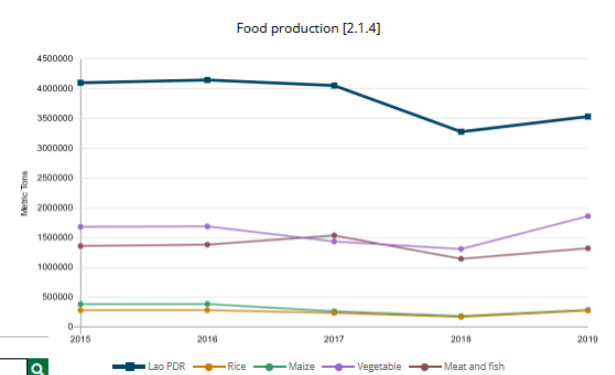
Sub-categories

Choose categories from the dropdowns below to see different breakdowns of the data. Some will not be available until a higher level is chosen.

Clear selections ✕

Type of product:

Chart Table



[Download Chart Image](#) | [Download Chart CSV](#) | [Download Source CSV](#)

## Overall reporting status (86 indicators)

85 Reported online 99% | 0 Statistics in progress 0% | 1 Exploring data sources 1% | 20 Not applicable 0%

### Status by goal

- 1 No poverty** (5 indicators)  
4 Reported online 80% | 0 Statistics in progress 0% | 1 Exploring data sources 20% | 20 Not applicable 0%
- 2 Zero hunger** (6 indicators)  
6 Reported online 100% | 0 Statistics in progress 0% | 0 Exploring data sources 0% | 20 Not applicable 0%
- 3 Good health and well-being** (21 indicators)  
21 Reported online 100% | 0 Statistics in progress 0% | 0 Exploring data sources 0% | 20 Not applicable 0%
- 4 Quality education** (11 indicators)  
11 Reported online 100% | 0 Statistics in progress 0% | 0 Exploring data sources 0% | 20 Not applicable 0%
- 5 Gender equality** (8 indicators)  
8 Reported online 100% | 0 Statistics in progress 0% | 0 Exploring data sources 0% | 20 Not applicable 0%

# Explorer

Search, visualise and share Pacific data...

Search...

Browse by

Topic

Pacific Island Countries And Territories

Development Indicators

Sustainable Development Goals (SDG)

National Minimum Development Indicators (NMDI)



39

PRIORITY INDICATORS

## Prioritized Targets of SDGs for Bangladesh

To ensure Sustainable Development Goals in Bangladesh by leaving no short time, a set of 39 indicators has been selected under the instruction of The Prime Minister's Office. Under this indicators, some of the ind global Sustainable Development Goals and some of the indicators are Bangladesh perspective. All relevant ministries are connected with this p

### SDG 1 : End poverty in all its forms everywhere

- > NPT 1 Reduce the proportion of population living below extreme povert 1.2.1)
- > NPT 2 Reduce the proportion of population living below national povert Indicator 1.2.1)

### SDG 2 : End hunger, achieve food security and improved nutritio agriculture

- > NPT 3 Reduce the prevalence of stunting among children under 5 years 2.2.1)
- > NPT 4 Ensure the proportion of cultivable land at a minimum of 55% of

### SDG 3 : Ensure healthy lives and promote well-being for all at all

- > NPT 5 Reduce neonatal mortality rate to 12 per 1,000 live births (SDG Ir



United Nations | DESA Statistics



Search, visualise and share data...

search...

Browse by

Topic

Education (EDU) Health and Nutrition (HEALTH\_NUT) Demography (DEMO)

Economy (ECO) Agriculture (AGRI) Environment (ENV)

Governance (GOV) SDG indicators (SDG) Employment (EMP)

Gender (GENDER) Infrastructure (INFRA) Tourism (TOURISM)

www.sdg.gov.bd/page/indicator-wise/5/427/3/0#1

SDG Tracker

INDICATOR INFORMATION

Indicators NPT 5: Reduce neonatal mortality rate to 12 per 1,000 live births (SDG Indicator 3.2.2)

Goal Type: National Priority Indicator (39+1)

Goal: 3 - Ensure healthy lives and promote well-being for all at all ages

Targets: 3.1 - Reduce neonatal mortality rate to 12 per 1,000 live births

Indicators: NPT 5 - Reduce neonatal mortality rate to 12 per 1,000 live births (SDG Indicator 3.2.2)

Data Source: (1) SVRS, BBS, SID (2) PHC, BBS, SID

Unit: Per 1000

Data Frequency: Annual (2015, 2016, 2017, 2018, 2019, 2020)

Meta Data: Click Here

NPT 5 : Reduce neonatal mortality rate to 12 per 1,000 live births (SDG Indicator...)

Data Source : SVRS, BBS, SID & Unit : Per 1000

Time Period	Total/Disaggregation	Targets	Status (Per 1000)
2015	Total		20.0000
2016	Total		19.0000
2017	Total		17.0000
2018	Total		16.0000
	Urban		16.0000
	Rural		16.0000
	sex		16.0000
	Male		17.0000

## National SDG Indicators

Frequency of observation: Annual • Reporting type: National • SDG Series: 4.1.1.2 Completion rate Grade 9

Reference area	Unit of Measure	Time period		
		2015	2016	2017
Sex: Both sexes or no breakdown by sex • Degree of urbanisation: Total				
Cambodia	Percent, Units	44.5	42.6	44.5
Banteay Meanchey	Percent, Units	30.9	34.2	34.6
Battambang	Percent, Units	30.9	32.3	34.3
Kampong Cham	Percent, Units	41.9	46.8	47.5
Kampong Chhnang	Percent, Units	43.8	47.2	50.7
Kampong Speu	Percent, Units	37.7	41.9	46.2
Kampong Thom	Percent, Units	34.2	39.8	42.3
Kampot	Percent, Units	45.8	50.4	51.6
Kandal	Percent, Units	42.9	46.8	47.3
Kep	Percent, Units	37.7	37.9	36.2
Koh Kong	Percent, Units	32.6	33.4	34.5
Kratie	Percent, Units	29.9	33.8	34.8

Back to the search results

Filters

Used filters: 5

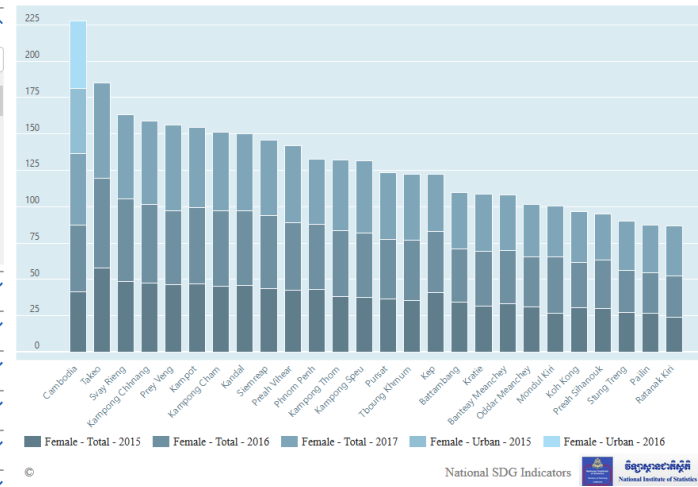
Time Period: 5/41

SDG Series: 1/141

Reference area: 0/34

## National SDG Indicators

Frequency of observation: Annual • Reporting type: National • SDG Series: 4.1.1.2 Completion rate Grade 9



# National SDG platforms highlights

- **PX Web:** [https://www.scb.se/sv\\_/PC-Axis/Programs/PX-Web/](https://www.scb.se/sv_/PC-Axis/Programs/PX-Web/)
  - Jordan: <http://jorinfo.dos.gov.jo/Databank/pxweb/en/SDG/>
  - State of Palestine: <https://www.pcbs.gov.ps/mainsdgs.aspx>
  - Norway: <https://www.ssb.no/sdg-en>
- **ArcGIS online:** <https://www.esri.com/en-us/arcgis/products/arcgis-online/overview>
  - Ireland: <https://irelandsdg.geohive.ie/>
  - State of Palestine: <http://sdg-pcbs.opendata.arcgis.com/>
  - UAE : <https://sdgsuae-fcsa.opendata.arcgis.com/>



**United Nations**

DESA  
Statistics Division

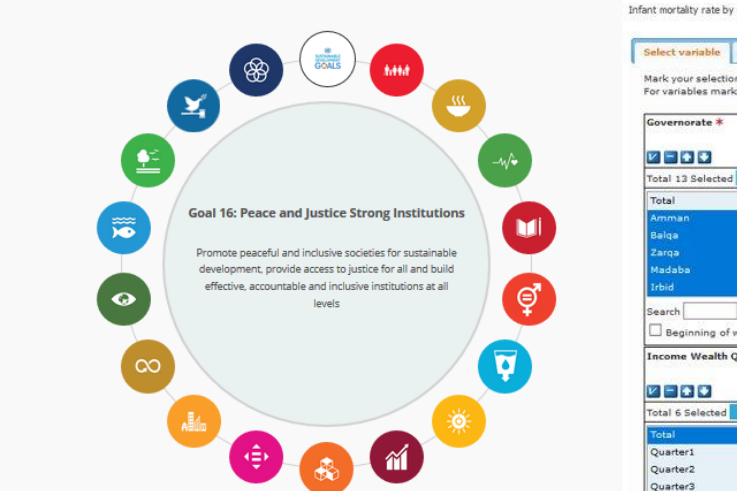


## Sustainable Development

Brief Vision Partners Sustainable Development Goals

The sustainable development indicators base is one of the most important indicators available in the Department of Statistics, which is an interactive database that enables the user to easily access data and compare it at different time periods through graphs or store them in different forms.

Sustainable Development Goals  
Source: Department of Statistics



English  
 >>> More of Database... >>> Sustainable Development Goals >>> Goal 03. Ensure healthy lives and promote well-being for all at all ages >>>  
 3.2 By 2030, end preventable deaths of newborns and children under 5 years of age, with all countries aiming to reduce neonatal mortality to at least as low as 12 per 1,000 live births and under-5 mortality to at least as low as 25 per 1,000 live births  
 >>> Infant mortality rate (deaths per 1,000 live births) 2002 - 2017

1 Choose table 2 Choose variable 3 Show table  
 Infant mortality rate by Governorate, Urban / Rural, Sex, Age, Income Wealth Quantile and Time

Select variable About table

Mark your selections and choose between table on screen and file format. Marking tips For variables marked \* you need to select at least one value

<b>Governorate *</b> <input checked="" type="checkbox"/> Total <input checked="" type="checkbox"/> Amman <input checked="" type="checkbox"/> Balqa <input checked="" type="checkbox"/> Zarqa <input checked="" type="checkbox"/> Madaba <input checked="" type="checkbox"/> Irbid Search: <input type="text"/> <input type="checkbox"/> Beginning of word	<b>Urban / Rural *</b> <input checked="" type="checkbox"/> Total <input checked="" type="checkbox"/> Urban <input checked="" type="checkbox"/> Rural Search: <input type="text"/> <input type="checkbox"/> Beginning of word	<b>Sex *</b> <input checked="" type="checkbox"/> Total <input checked="" type="checkbox"/> Male <input checked="" type="checkbox"/> Female Search: <input type="text"/> <input type="checkbox"/> Beginning of word
<b>Income Wealth Quantile *</b> <input checked="" type="checkbox"/> Total <input checked="" type="checkbox"/> Quarter1 <input checked="" type="checkbox"/> Quarter2 <input checked="" type="checkbox"/> Quarter3 <input checked="" type="checkbox"/> Quarter4 <input checked="" type="checkbox"/> Quarter5 Search: <input type="text"/> <input type="checkbox"/> Beginning of word	<b>Time *</b> <input checked="" type="checkbox"/> Total <input checked="" type="checkbox"/> 2017 <input checked="" type="checkbox"/> 2012 <input checked="" type="checkbox"/> 2009 <input checked="" type="checkbox"/> 2007 <input checked="" type="checkbox"/> 2002 Search: <input type="text"/> <input type="checkbox"/> Beginning of word	

Number of selected data cells: 60 (maximum number allowed is 1,000,000)



## الرئيسية - أهداف التنمية المستدامة

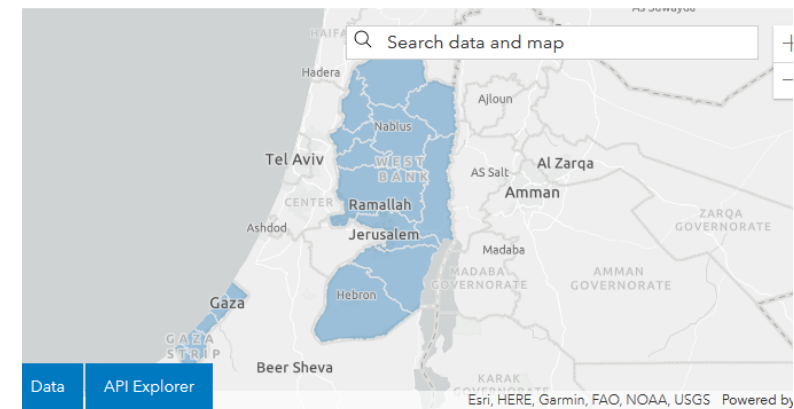
أهداف التنمية المستدامة

- 1 القضاء على الفقر
- 2 القضاء التام على الجوع
- 3 الصحة الجيدة والرفاه
- 4 التعليم الجيد
- 5 المساواة بين الجنسين
- 6 المياه النظيفة والنظافة الصحية
- 7 طاقة نظيفة وبأسعار معقولة
- 8 العمل اللائق ونمو الاقتصاد
- 9 الصناعة والابتكار والهياكل الأساسية
- 10 الحياة في البر
- 11 مدن ومجتمعات محلية مستدامة
- 12 الاستهلاك والإنتاج المسؤولين
- 13 العمل المناخي
- 14 الحياة تحت الماء
- 15 السلام والعدل القوي والمؤسسات القوية
- 16 الأهداف لتحقيق عقد الشراكات
- 17 السلام والعدل القوي والمؤسسات القوية



### SDG 1.2.1 Proportion of population living below the national poverty line

Last updated 2 years ago | 16 Records



Data API Explorer

Feature Layer No license specified

APIs

... represents Sustainable Development Goal indicator on of Population Living Below the National Poverty Line' for 11. In 2010-2011, PCBS invested substantially in reviewing 98) poverty measurement and trends methodology to

#### About

SDG 01 No Poverty  
Shared By: NAFIR\_PCBS  
Data Source:  
services8.arcgis.com

View Metadata  
Create Webmap  
Create a Story Map

ES

p Visualization



## Explore the Sustainable Development Goals

Click on a card below to access progress reports and indicator data relating to a particular

<p><b>1 NO POVERTY</b></p> <p>Sustainable Development Goal 1 Progress, Ireland</p> <p>See Ireland's progress towards ending poverty in all its forms everywhere.</p> <p>Explore</p>	<p><b>2 ZERO HUNGER</b></p> <p>Sustainable Development Goal 2 Progress, Ireland</p> <p>See Ireland's progress towards ending hunger, achieving food security, improving nutrition an...</p> <p>Explore</p>	<p><b>3 GOOD HEALTH AND WELL-BEING</b></p> <p>Sustainable Development Goal 3 Progress, Ireland</p> <p>See Ireland's progress towards ensuring healthy lives and promoting well-being for all, at...</p> <p>Explore</p>	<p><b>4 QUALITY EDUCATION</b></p> <p>Sustainable Development Goal 4 Progress, Ireland</p> <p>See Ireland's progress towards ensuring inclusive and quality education for all and promoting lifelong learning.</p> <p>Explore</p>
<p><b>5 GENDER EQUALITY</b></p> <p>Sustainable Development Goal 5 Progress, Ireland</p> <p>See Ireland's progress towards achieving gender equality and empowering all women and girls.</p> <p>Explore</p>	<p><b>6 CLEAN WATER AND SANITATION</b></p> <p>Sustainable Development Goal 6 Progress, Ireland</p> <p>See Ireland's progress towards ensuring the availability and sustainable management of water and sanitation for all.</p> <p>Explore</p>	<p><b>7 AFFORDABLE AND CLEAN ENERGY</b></p> <p>Sustainable Development Goal 7 Progress, Ireland</p> <p>See Ireland's progress towards ensuring access to affordable, reliable, sustainable and modern energy for all.</p> <p>Explore</p>	<p><b>8 DECENT WORK AND ECONOMIC GROWTH</b></p> <p>Sustainable Development Goal 8 Progress, Ireland</p> <p>See Ireland's progress towards promoting sustained, inclusive and sustainable economic growth, full and productive employment and decent work for all.</p> <p>Explore</p>

## Explore Spatially Referenced Data by Goal

This section makes data of the global SDG Indicators database readily available as geospatial data web services, suitable for the production of maps and other data visualizations and analyses, and easy to download in multiple formats

SDG 1: No Poverty	SDG 2: Zero Hunger	SDG 3: Good Health & Well-Being	SDG 4: Quality Education	SDG 5: Gender Equality	SDG 6: Clean Water & Sanitation
SDG 7: Affordable & Clean Energy	SDG 8: Decent Work & Economic Growth	SDG 9: Industry, Innovation, & Infrastructure	SDG 10: Reduced Inequalities	SDG 11: Sustainable Cities & Communities	SDG 12: Responsible Consumption & Production
SDG 13: Climate Action	SDG 14: Life Below Water	SDG 15: Life on Land	SDG 16: Peace, Justice, & Strong Institutions	SDG 17: Partnership for the Goals	

## Data Stories

--	--



United Nations

DESA  
Statistics Division





**United Nations**

DESA  
Statistics Division



**Thank You !**

**[unsd-dfid@un.org](mailto:unsd-dfid@un.org)**

**12-13 January 2022**