



An
Phríomh-Oifig
Staidrimh

Central
Statistics
Office



Title: **‘Geospatial Data and Ireland’s latest VNR’**

Meeting: **55th Session of the United Nations Statistical Commission
IAEG-SDGs Side Event**

Insights from SDG Monitoring: Lessons Learned, Linkages with Well-being Discussion, and 2025 Comprehensive Review

Date: **8th February 2024**

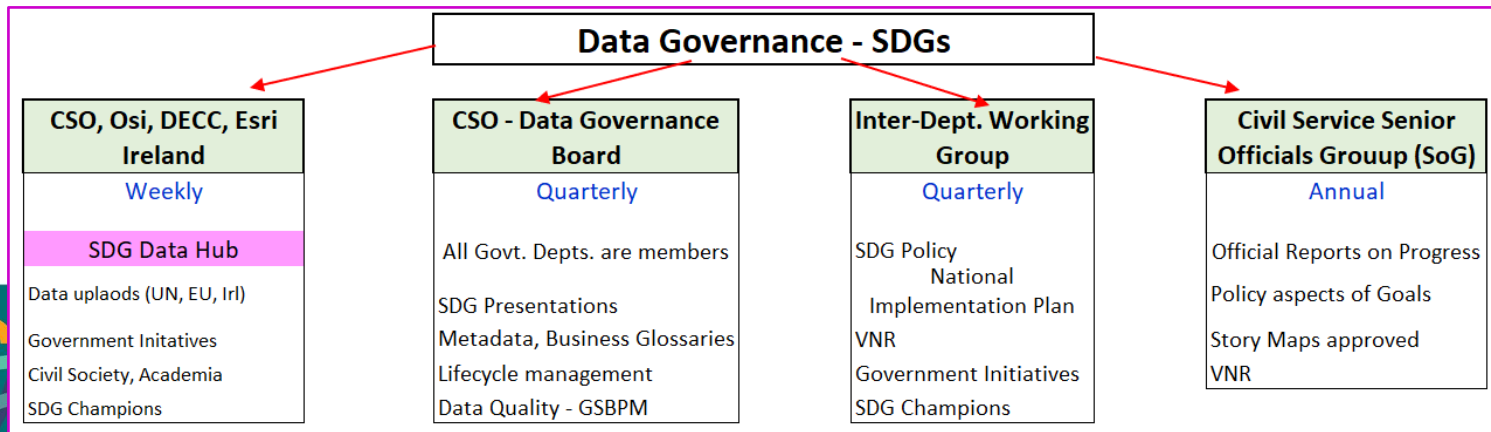
Presenter: **Dr Mary Smyth**

Sustainable Development Goals Division, Central Statistics Office, Cork, Ireland

Co-Chair UN IAEG-SDG WGGI

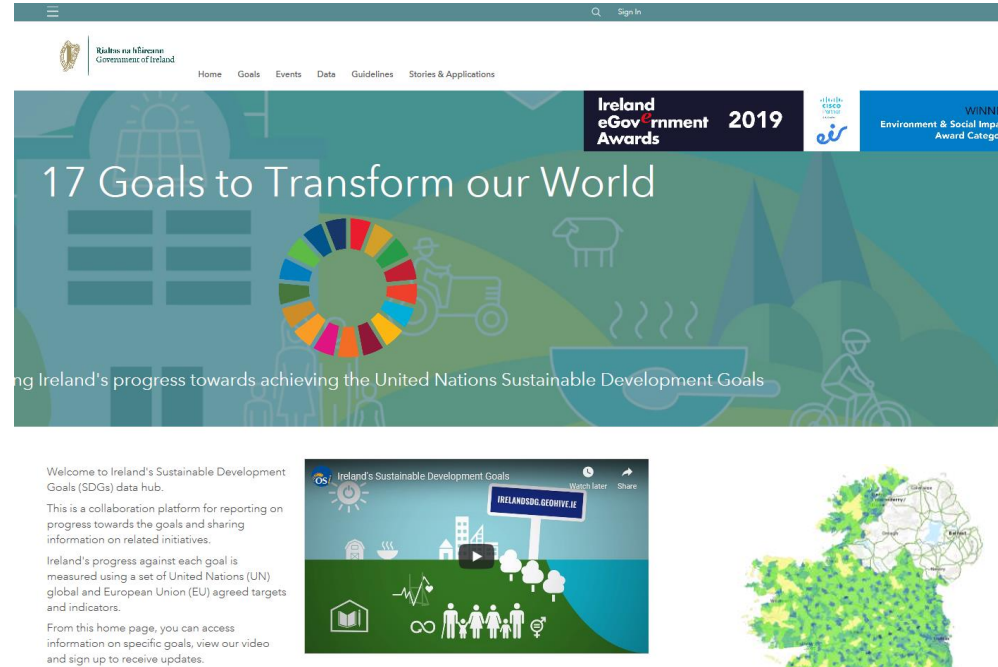
Role of CSO

Focal Point for SDGs	SDG Road Map for Statistics - UNECE Data Quality - GSBPM model Co-ordinate requests for data from UN Orgs. Identification, Management & Presentation VNR - provide data Data experts - SDG Data Reports Liaise with Gov. Depts. Corporate support to Dept.Environment
-----------------------------	--



SDG Data Hub (CSO, TE, DECC)

- SDG Data Hub
<http://irelandsgd.geohive.ie/>
 - Government Portal for all SDGs (UN, EU, National)
 - Design, IT support
 - CSO Data role
 - OSi/TE – manages technical issues – uploads data
 - DECC – responsibility for content



Geospatial visualisation

Story maps as a new communication channel



CSO Data Governance Board

Publication		Collaboration Dept.
Goal 1	No Poverty	Social Protection
Goal 2	Zero Hunger	Agriculture
Goal 3	Good Health & Well-being	Health
Goal 4	Quality Education	Education
Goal 5	Gender Equality	Children, Equality, Disability, Integration and Youth
Goal 6	Clean Water & Sanitation	Environmental Protection Agency - EPA
Goal 7	Affordable & Clean Energy	Sustainable Energy Authority of Ireland - SEAI
Goal 8	Decent Work & Economic Growth	Enterprise, Trade and Employment
Goal 9	Industry, Innovation & Infrastructure	Enterprise, Trade and Employment
Goal 10	Reduced Inequalities	Children, Equality, Disability, Integration and Youth
Goal 11	Sustainable Cities & Communities	Housing, Local Government and Heritage.
Goal 12	Responsible Consumption & Production	Housing, Local Government and Heritage.
Goal 13	Climate Action	Dept. Environment, Climate & Communications - DECC
Goal 14	Life Below Water	Agriculture, Marine - Nat.Parks & Wildlife Service
Goal 15	Life on Land	Agriculture, Marine - Nat.Parks & Wildlife Service
Goal 16	Peace, Justice & Strong Institutions	Justice
Goal 17	Partnerships for the Goals	Foreign Affairs



Interlinkage of SDGs across Departments

Publications- Links to documents (Policy, in-depth analysis)

SDG Publications – Goal 3



An Phríomh-Oifig Staidrimh

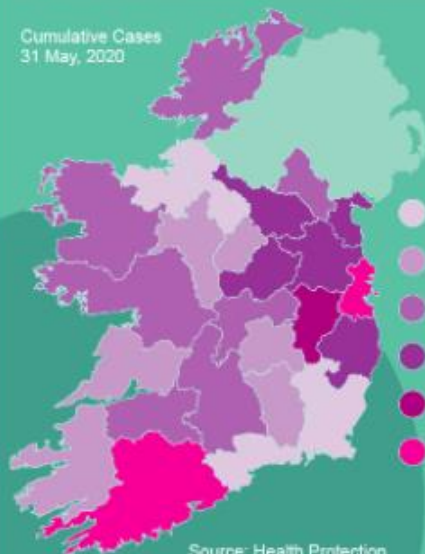
Central Statistics Office



Goal 3 - Good Health and Well-Being

Confirmed COVID-19 Cases per County (SDG 3.3 Communicable Diseases)

Cumulative Cases
31 May, 2020



- <250
- 250-450
- 450-650
- 650-850
- 850-1,500
- >1,500

Source: Health Protection Surveillance Centre (HPSC)

Harmful Use of Alcohol 2013 - 2018 (SDG 3.5.2)

Ireland's Alcohol Consumption 2013 - 2018 and the Underlying Trend



Source: Alcohol Action

Cigarette Smoking Prevalence - Aged 15 Years and Older 2019 (SDG 3.a.1)



Source: Department of Health

Health Expenditure 2015 (SDG 3.8.2)

Medical Costs as % of Total Household Budget

2.2%

Source: Household Budget Survey 2015



Health Worker Density 2019 (SDG 3.c.1)

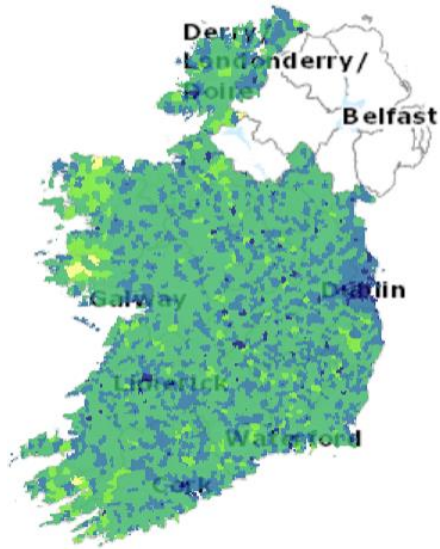
Health Worker Density per Thousand Population

24.2

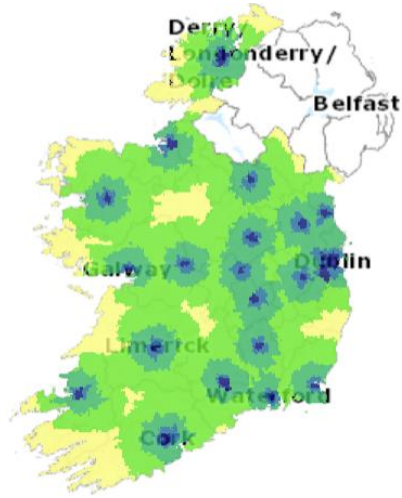
Source: Department of Health and CSO Population



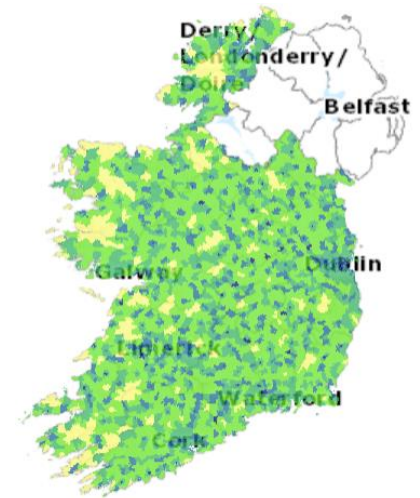
Geospatial Data – Maps of Services



Average Distance to Primary Schools at ED Level



Average distance to Emergency Hospitals at ED Level



Average Distance to Garda Stations at ED level



SDG Publications – Goal 10

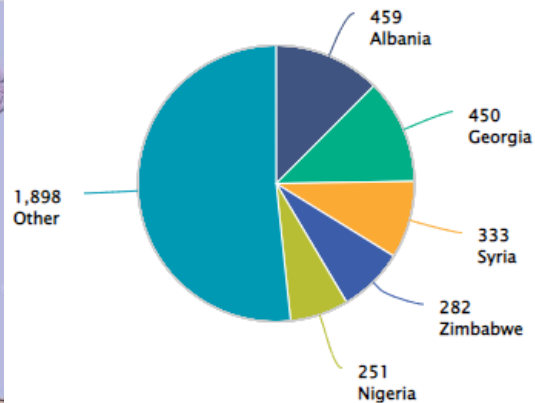
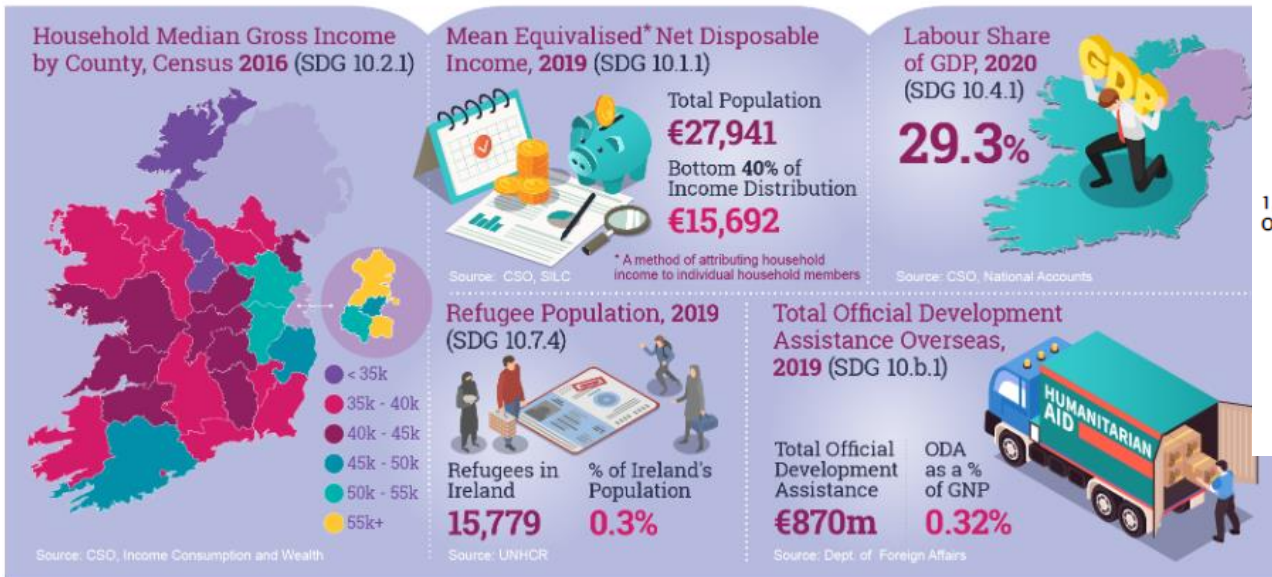


Central Statistics Office



Goal 10 - Reduced Inequalities

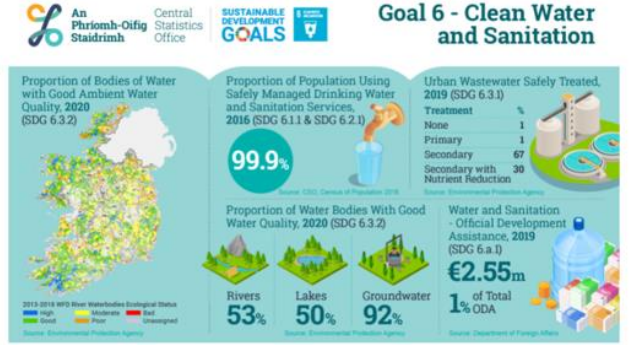



Figure 6.1 – SDG 10.7.2 Top Nationalities for International Protection Applications, 2018



Source: Department of Justice



SDG Publications – Goals 1 to 17 (Feb 2020 to Apr 2023)



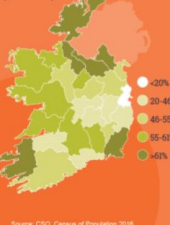
con't: SDG Publications – Goals 1 to 17 (Feb 2020 to Apr 2023)

Goal 7 - Affordable and Clean Energy

Goal 8 - Decent Work and Economic Growth

Goal 9 - Industry, Innovation and Infrastructure


Proportion of Households with Oil Central Heating, 2016 (SDG 7.1.2)



Proportion of Households with Access to Electricity, 2016 (SDG 7.1.1)



Proportion of Households by Central Heating Fuel Type, 2016 (SDG 7.1.2)



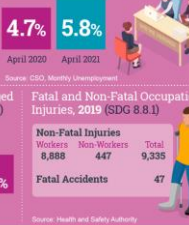
GDP per Capita by Region, 2019 (SDG 8.1.1)



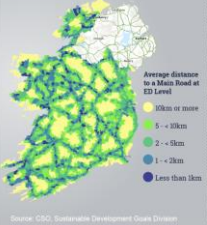
Average Hourly Earnings, 2019-2020 (SDG 8.5.1)



Unemployment Rate % (Aged 15-74 Years), April 2020 & 2021 (SDG 8.5.2)



Average Distance to Main Road Network at Electoral Division, 2016 (SDG 9.1.1)



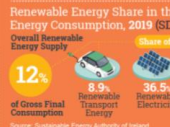
Manufacturing Value Added, 2020 (SDG 9.2.1) As a Proportion of GDP



Manufacturing Employment as a % of All Employment, Q1 2021 (SDG 9.2.2)



Renewable Energy Share in the Total Final Energy Consumption, 2019 (SDG 7.2.1)



Clean Energy R&D - Official Development Assistance, 2019 (SDG 7.a.1)




Youth Unemployment Rate % (Aged 15-24 Years), April 2021 (SDG 8.6.1)



Fatal and Non-Fatal Occupational Injuries, 2019 (SDG 8.8.1)



Energy Related CO₂ Emissions, 2019 (SDG 9.4.1)



Research and Development Expenditure, 2019 (SDG 9.5.1)



Government Budget Allocations Gross Expenditure, 2019 (SDG 9.5.1)



Goal 10 - Reduced Inequalities

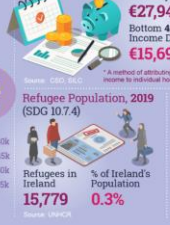
Goal 11 - Sustainable Cities and Communities

Goal 12 - Responsible Consumption and Production

Household Median Gross Income by County, Census 2010 (SDG 10.1.1)



Mean Equalised* Net Disposable Income, 2019 (SDG 10.1.1)



Labour Share of GDP, 2020 (SDG 10.4.1)



Percentage of Persons Where Nearest Public Transport Stop had Low Frequency Daily Services*, by County, 2016 (SDG 11.2.1)



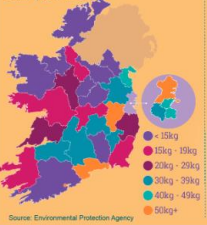
Heritage - Government Allocated Expenditure, 2022 (SDG 11.4.1)



Municipal Waste, 2019 (SDG 11.6.1)



Household Organics Collection (Brown Bin) - Average Kilos per Capita, by Local Authority Area, 2019 (SDG 12.5.1)



Domestic Material Consumption, 2019 (SDG 12.2.2)



Food Waste in Ireland, 2019 (SDG 12.3.1)



Refugee Population, 2019 (SDG 10.7.4)



Total Official Development Assistance Overseas, 2019 (SDG 10.b.1)



Land Area that is Open Space for Public Use, 2021, (SDG 11.7.1)



Recorded Crime Incidents, Q2 2021, (SDG 11.7.2)




National Recycling Rate, 2019 (SDG 12.5.1)



Amount of Fossil-Fuel Subsidies, 2020 (SDG 12.c.1)



con't: SDG Publications – Goals 1 to 17 (Feb 2020 to May 2023)



UN SDG Goals – publications for Indicators Data

<https://www.cso.ie/en/statistics/unsustainabledevelopmentgoals/>

Now updated 2024



Statistical Publications

- > UN SDGs - Goal 1 No Poverty
- > UN SDGs - Goal 2 Zero Hunger
- > UN SDGs - Goal 3 Good Health and Well-Being
- > UN SDGs - Goal 4 Quality Education
- > UN SDGs - Goal 5 Gender Equality
- > UN SDGs - Goal 6 Clean Water and Sanitation
- > UN SDGs - Goal 7 Affordable and Clean Energy
- > UN SDGs - Goal 8 Decent Work and Economic Growth
- > UN SDGs - Goal 9 Industry Innovation and Infrastructure
- > UN SDGs - Goal 10 Reduced Inequalities
- > UN SDGs - Goal 11 Sustainable Cities and Communities
- > UN SDGs - Goal 12 Responsible Consumption and Production
- > UN SDGs - Goal 13 Climate Action
- > UN SDGs - Goal 14 Life Below Water
- > UN SDGs - Goal 15 Life on Land
- > UN SDGs - Goal 16 Peace, Justice and Strong Institutions
- > UN SDGs - Goal 17 Partnerships for the Goals
- > Regional EU Sustainable Development Indicators for Ireland

Related Content

- > A Profile of Ireland's Border Population 2016
- > Measuring Distance to Everyday Services in Ireland
- > Regional SDGs Ireland 2017
- > Mapping a Table of Data with Esri Shapefiles in R

Related Links

- > Ireland's SDG Data Hub

SDG Monitoring Progress – VNR Statistics

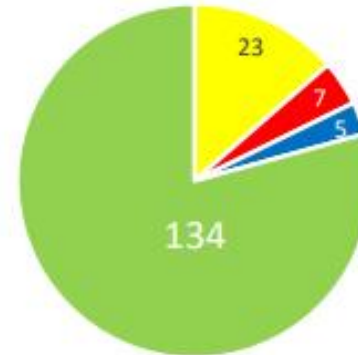
169 SDG Targets

Traffic Light	
Achieving	
Showing Concern	
Not Achieving	
No Data Available	

The main results of this analysis are that:

- 81% of the Targets (134) are being fully achieved
- 11% of the Targets (23) are being partly achieved – showing concern.
- 5% of the Targets (7) are not being achieved.
- There is no data available for 3% of the Targets (5).

Measuring Ireland's Progress towards the SDG Targets - 2020/2023



- Showing concern
- Not meeting Target
- No data available
- Achieving Target

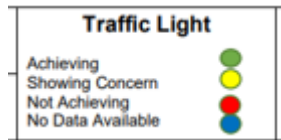
UN-SDG Targets- not being achieved

The seven Targets which are not being achieved are associated with the following UN-SDG Goals:

- **GOAL 6: Clean Water and Sanitation** – one Target relating to water quality.
- **GOAL 7: Affordable and Clean Energy** – one Target relating to renewable energy targets.
- **GOAL 12: Responsible Consumption and Production** – three Targets relating to material footprint & consumption and fossil-fuel subsidies.
- **GOAL 13: Climate Action** – one Target relating to Green House Gas emissions.
- **GOAL 17: Partnerships to achieve the UN-SDG Goals** – one Target relating to official development assistance.



Ireland – Traffic Light Review of SDG Targets – 2019-2022



Goal	Traffic Light
GOAL 1: No Poverty - 2019	
GOAL 2: Zero Hunger - 2019	
GOAL 3: Good Health and Well-being - 2019	
GOAL 4: Quality Education - 2018	
GOAL 5: Gender Equality - 2019	
GOAL 6: Clean Water and Sanitation - 2020	

GOAL 7: Affordable and Clean Energy - 2019	
GOAL 8: Decent Work and Economic Growth - 2021	
GOAL 9: Industry, Innovation, and Infrastructure - 2021	
Goal	Traffic Light
GOAL 10: Reduced Inequalities - 2021	
GOAL 11: Sustainable Cities and Communities - 2021	
GOAL 12: Responsible Consumption and Production - 2021	

GOAL 13: Climate Action - 2021	
GOAL 14: Life Below Water - 2021	
GOAL 15: Life on Land - 2022	
GOAL 16: Peace, Justice and Strong Institutions - 2022	
GOAL 17: Partnerships for the Goal - 2022	
Overall - 2019-2022	

Links

[Ireland's Voluntary National Review 2023](#)

[SDG Data Hub \(Geohive\)](#)

[SDG Publications – Ireland's Data for 17 SDG Goals](#)

[Ireland's SDG Statistics Road Map](#)

[Traffic Lights – SDG Progress Report](#)

[The SDGs Geospatial Roadmap – IAEG-SDG WGGI](#)

Email: SDG@cso.ie
mary.smyth@cso.ie

