

Identification and publication of robust thematic statistics on forced displacement and statelessness

Lauren Herby | herby@unhcr.org

Statistics, Data Science and Surveys Section

Global Data Service

[About UNHCR](#)[What we do](#)[Emergencies](#)[News and stories](#)[Get involved](#)

Refugee Data Finder

[Key Indicators](#)[Data Finder](#)[Methodology](#)[Data Insights](#)**Dataset Group**

Forced displacement

Dataset

Population figures

Display type

Totals

Population types

All

Year

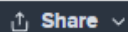
2018—2024

Country of Origin

Do not display

Country of Asylum☐ Do not display☒ All countries

People that UNHCR protects and/or assists include those who have been forcibly displaced (refugees, asylum-seekers, other people in need of international protection and internally displaced people); those who are stateless (most of whom are not forcibly displaced); and other groups of concern to whom UNHCR has extended its protection or provided assistance on a humanitarian basis. Refugee and IDP returnees are included in the solutions datasets. *The data for the latest year (2024) is available up until the mid-year, except IDMC data on Internally Displaced People which is available until end-2023.



Share



Download

Year	Country of Origin	Country of Asylum	Refugees under UNHCR's mandate	Asylum-seekers	IDPs of concern to UNHCR	Other people In need of international protection	Stateless persons	Host community	Others of concern
2018	-	Afghanistan	72,228	281	2,106,893	0	0	0	489,85
2018	-	Albania	132	159	0	0	4,160	0	76
2018	-	Algeria	94,341	8,910	0	0	0	0	0
2018	-	Angola	39,856	30,128	0	0	0	0	0
2018	-	Egypt	246,746	68,168	0	0	5	0	0

SDG indicators compiled thus far

SDG #	SDG Description	by country / territory							by population group				by year					
		BFA	GEO	LBR	RWA	SSD	UGA	# Countries	RAS	REF	IDP	HST	2018	2020	2021	2022	2023	2024
1.3.1	Covered by social protection floors/systems	1	0	1	0	0	0	2	1	0	1	1	0	0	0	0	1	1
1.4.1	Access to basic services	1	0	1	0	0	0	2	1	0	1	1	0	0	0	0	1	1
1.4.2	Secure tenure rights to land	1	0	1	0	0	0	2	1	0	1	1	0	0	0	0	1	1
2.2.1	Stunting among children under 5 years of age	0	1	0	1	0	1	3	1	1	1	0	1	1	0	1	1	0
2.2.2	Malnutrition among children under 5 years of age	0	1	0	1	0	1	3	1	1	1	0	1	1	0	1	1	0
2.2.3	Anaemia in women aged 15 to 49 years	0	0	0	0	0	1	1	1	1	0	0	0	1	0	1	0	0
3.1.2	Births attended by skilled health personnel	1	0	1	0	0	0	2	1	0	1	1	0	0	0	0	1	1
3.2.1	Under-5 mortality rate	0	0	0	0	0	1	1	1	1	0	0	0	0	0	1	0	0
3.8.1	Coverage of essential health services	1	0	1	0	1	0	3	1	1	1	1	0	0	0	0	1	1
5.3.1	Married or in a union before age 15/18	0	0	0	0	1	0	1	1	1	0	1	0	0	0	0	1	0
6.1.1	Safely managed drinking water services	0	1	0	0	0	0	1	0	0	1	0	1	0	0	0	0	0
7.1.1	Proportion of population with access to electricity	0	1	0	0	1	0	2	1	1	1	1	1	0	0	0	1	0
7.1.2	Primary reliance on clean fuels and technology	1	1	1	0	1	0	4	1	1	1	1	1	0	0	0	1	1
8.5.2	Unemployment rate	1	0	1	0	1	0	3	1	1	1	1	0	0	0	0	1	1
8.10.2	Account at a bank or other financial /mobile-money-service provider	1	0	1	0	0	0	2	1	0	1	1	0	0	0	0	1	1
11.1.1	Urban living in slums, informal settlements or inadequate housing	1	0	1	0	0	0	2	1	0	1	1	0	0	0	0	1	1
16.1.4	Feel safe walking alone around the area they live after dark	1	1	1	0	1	0	4	1	1	1	1	1	0	0	0	1	1
16.9.1	Births have been registered with a civil authority	1	0	1	0	0	0	2	1	0	1	1	0	0	0	0	1	1

- Includes data from UNHCR-led surveys, UNHCR-WFP joint surveys, MICS. Currently processing DHS and census as well.
- Note does not include SDG 10.7.4, which is source from UNHCR population statistics.

Data quality assessment

P1: Relevance

Inclusion

P2: Accuracy & reliability

Coverage rate

Response rate (r)

Sampling error (CV)

Cell frequency (n)

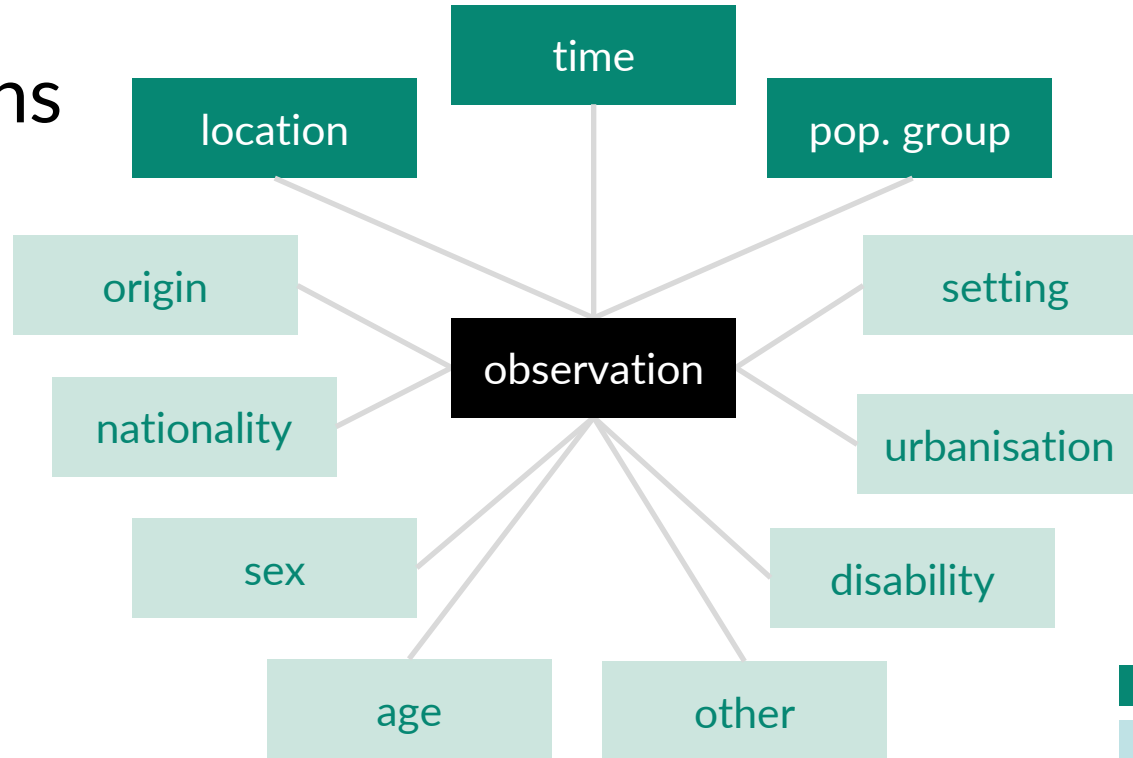
P3: Coherence & comparability

Conformity

Consistency

Comparability

Disaggregation & database dimensions



core dimension
extended dimension

Metadata

HOME > DATA FINDER > DATA DICTIONARY

Access the full
DATA DICTIONARY

PDF DOC JSON API

Search all data series [?]

A - Z

Refine your search: [Clear all](#)

Topic +

☐ Climate & Environment
☐ Education
☐ Food Security
☒ Health & Nutrition
☐ Refugee Status Determination
☐ Resettlement
☐ Socioeconomics & Livelihoods
☐ Population & Demographics
☐ Population Flows
☐ Protection
☐ Water, Sanitation & Hygiene
☐ ...

Framework [?] -

☐ Global Compact on Refugees
☐ Statelessness Analytical Framework
☒ Sustainable Development Goals
☐ UNHCR Global Results Framework
☒ WHA Global Nutrition Framework
☐ ...

Prevalence of stunting among children under 5 years of age

Definition

Prevalence of stunting (height-for-age <-2 standard deviation from the median of the World Health Organization (WHO) Child Growth Standards) among children under 5 years of age.

Aliases

Stunting prevalence in children 6-59 months
Prevalence of low height-for-age in children under five years of age

Associated frameworks

- Sustainable Development Goals - Indicator 2.2.1
- World Health Assembly Global Nutrition Framework - Target 1

Concepts

Child growth is an internationally accepted outcome reflecting child nutritional status. Child stunting refers to a child who is too short for his or her age and is the result of chronic or recurrent malnutrition.


Prevalence (or % or proportion) is computed using the following formula:

$$\text{Prevalence (\%)} = \frac{\text{\# of children under 5 years of age who are stunted}}{\text{\# of children under 5 years of age}}$$

Footnotes

Age ranges are presented as completed months, i. e., under 5 years is 0–4.999 months, 0–59 months is 0–59.999 months etc.

Available data



Data sources

- Demographic and Health Surveys

Related data series

- Prevalence of wasting among

More information

- Project description
 - <https://www.jointdatacenter.org/activites/refugee-data-finder/>
- Blog post:
 - <https://www.unhcr.org/blogs/the-journey-to-build-a-new-open-data-finder-on-forced-displacement-that-includes-thematic-data-part-1/>
- Share your feedback on UNHCR's websites
 - <https://forms.office.com/e/mFs91Kd3xS>