



Agenda item 2. ***The Sustainable Development Goals Report 2022***

Yongyi Min

13th Meeting of the IAEG-SDGs

Plenary Meeting

8 November 2022, Bangkok, Thailand

INTRODUCTION

High-Level Political Forum for Sustainable Development



2023 HLPF: 10 - 19 July 2023

Ministerial Segment: 17 -19 July 2023

Theme: Accelerating the recovery from the coronavirus disease (COVID-19) and the full implementation of the 2030 Agenda for Sustainable Development at all levels

SDGs under review: **SDG 6** on clean water and sanitation, **SDG 7** on affordable and clean energy, **SDG 9** on industry, innovation and infrastructure, **SDG 11** on sustainable cities and communities, and **SDG 17** on partnerships for the Goals

However, VNR reports should cover all of the SDGs

HLPF under the auspices of the GA

3

The HLPF meets each year under the auspices of the UN Economic and Social Council for 8 days and **every four years under the auspices of the General Assembly for two days.**

The next meeting under the General Assembly will be held in **September 2023**, and is referred to as the **SDG Summit**, where heads of state will come together to reconfirm their commitment to the 2030 Agenda and announce new initiatives to accelerate its implementation.



The VNRs: Some Numbers

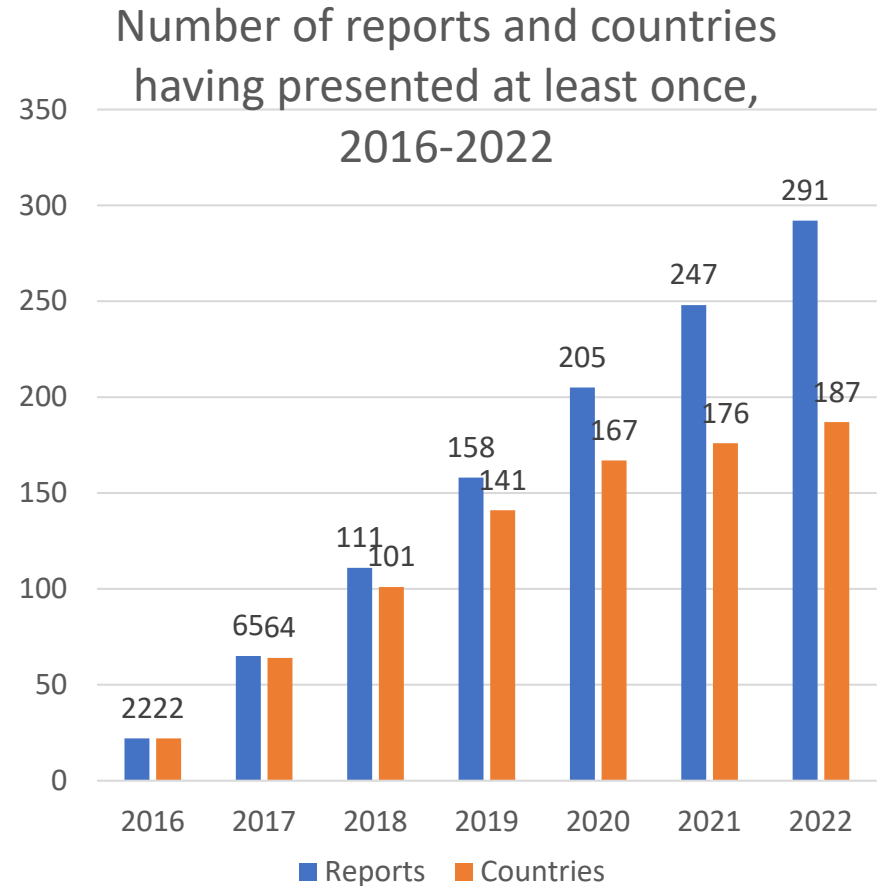
291 VNRs have been conducted to date

- 22 in 2016, 43 in 2017, 46 in 2018, 47 in 2019, 47 in 2020, 42 in 2021 and 44 in 2022.

187 countries have presented VNRs with **87** countries having conducted more than one VNR.

9 countries have not yet presented or expressed interest to present a VNR

42 countries will present their VNRs in 2023.




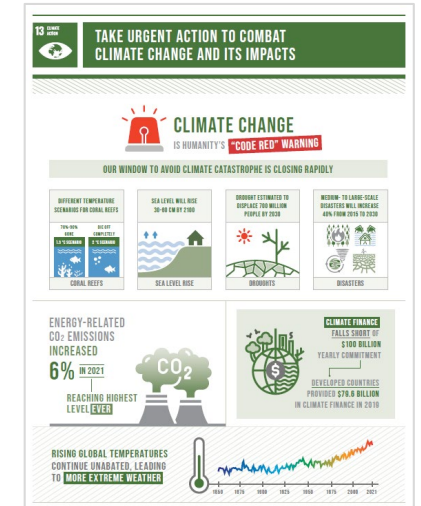


The Sustainable Development Goals Report 2022

(<https://unstats.un.org/sdgs/report/2022/>)

The report contains:

- The report is available in all **6 languages** (*Arabic coming soon*)
- Progress review on all 17 Goals, covering over **100 indicators**, using the latest data
- **18 pages** of infographics summarizing key messages of the 17 Goals and LNOB
- In collaboration with more than **300-400 experts** from over **50 international agencies**
- Based on **2.3 million data points** from countries in the Global SDG Indicator Database

The Sustainable Development Goals Report 2022



SDG Progress Chart 2022

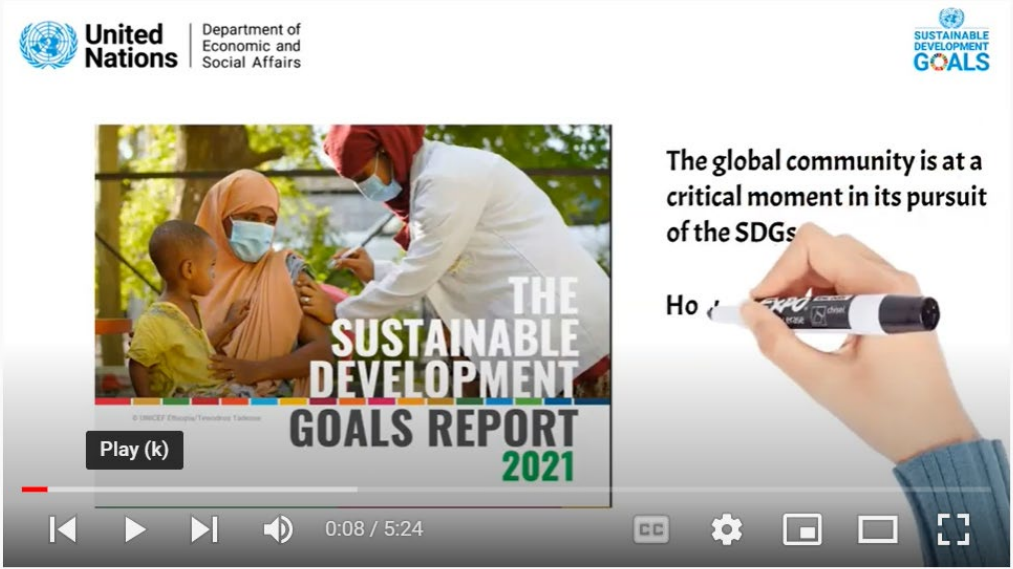


- A Snapshot of global and regional progress of selected targets under the 17 Goals of the 2030 Agenda.
- The Progress Chart clearly demonstrates the deterioration of progress towards many targets, such as **poverty, food security, ending the epidemic of malaria, immunization coverage, and employment**, caused by the impacts of the COVID-19 pandemic, climate change and conflict.

<https://unstats.un.org/sdgs/report/2022/Progress-Chart/>

Animated Videos

YouTube



The video player shows a thumbnail for 'THE SUSTAINABLE DEVELOPMENT GOALS REPORT 2021' featuring a healthcare worker in a white coat and mask examining a child. The video title is 'Sustainable Development Goals Report 2021' and the duration is 0:08 / 5:24. The video description reads: 'The global community is at a critical moment in its pursuit of the SDGs. How...' and includes a hand holding a white marker. The video is from the United Nations Department of Economic and Social Affairs.

Sustainable Development Goals Report 2021

7,931 likes 109 dislikes SHARE DOWNLOAD CLIP SAVE ...

- **Animated overview** of the main facts and figures found in the Report.
- **Each Goal also has its own video**— check out ‘[Explore the Report](#)’ on our [website](#)

<https://youtu.be/j2kB6831gVs>

Extended Report



<https://unstats.un.org/sdgs/report/2022/extended-report/>

- Prepared as an **additional resource** on The SDG Report.
- Provides additional information on the SDGs **based on storyline inputs** from the UN international agencies who are custodians of the SDG indicators.
- **Includes additional context and data on all the SDG indicators** (*since not all are included in the overall report due to space constraints*).
- **Great resource to deep dive** on the SDG indicators.

Bringing Data to Life: SDG Human Impact Stories from across the Globe



- Flip book that collects and showcases the faces and stories behind the data found in global figures on the SDGs.
- Captures **37 real-life stories across 24 countries** of people who are struggling to get out of poverty, battling the effects of climate change in their daily lives, and dealing with the impacts of COVID-19, among other challenges.
- **Organized by Goal**, but each story touches upon multiple aspects of the SDG agenda.
- **These stories illustrate** how intervention in one or some areas can have positive or negative impacts on other areas across the Goals.

<https://unstats.un.org/sdgs/report/2022/flip-book>



Thank you!

