

UNSDG:Learn Statistics Community Page

UNSDGLEARN.ORG/STATISTICS

Elena Proden, Senior Specialist, UNITAR

UNSDGLEARN.ORG/STATISTICS





STATISTICS PAGE:

GIST Community:

Enable learners to easily find relevant courses or microlearning on statistics

IAEG on SDG indicators (New) :

Enable learners to easily find relevant learning resources on SDG indicators

UNSDGLEARN.ORG/STATISTICS



UN SDG:Learn

[Learning](#)

[About Us](#)

[Partners](#)

[SDG Primer](#)

Search for courses or microlearning

A large banner with a dark blue background featuring a network of white lines and dots. The text 'Statistics' is centered in a large white font. Below it, a paragraph reads: 'The Global Network of Institutions for Statistical Training (GIST) builds sustainable statistical capacities through effective, and harmonized delivery of statistical training.' At the bottom center, there is a white search bar with a magnifying glass icon on the right. The text 'Search for statistics courses' is entered into the search bar and is highlighted with a blue rectangular border.

Statistics

The Global Network of Institutions for Statistical Training (GIST) builds sustainable statistical capacities through effective, and harmonized delivery of statistical training.

Search for statistics courses



What would you want to learn about today?

Demographic and Social Statistics | Economic Statistics | Environment and Multi-Domain Statistics | Methodology of Statistical Processes | Strategic and Managerial Issues

Statistics Taxonomy



2030 Agenda



Breaking the silos



Leave no one behind



No poverty



Zero hunger



Good health and well-being for people



Quality education



Gender equality



Clean water and sanitation



Affordable and clean energy



Decent work and economic growth



Industry, Innovation, and Infrastructure



Reducing inequalities



Sustainable cities and communities



Responsible consumption and production



Climate action



Life below water



Life on land



Peace, justice and strong institutions



Partnerships for the goals



What would you want to learn about today?



Demographic and Social Statistics



Economic Statistics



Environment and Multi-Domain Statistics



Methodology of Statistical Processes



Strategic and Managerial Issues



2030 Agenda



Breaking the silos



Leave no one behind



No poverty



Zero hunger



Good health and well-being for people



Quality education



Gender equality



Clean water and sanitation



Affordable and clean energy



Decent work and economic growth



Industry, Innovation, and Infrastructure



Reducing inequalities



Sustainable cities and communities



Responsible consumption and production



Climate action



Life below water



Life on land



Peace, justice and strong institutions



Partnerships for the goals

SDG Taxonomy

Courses

Microlearning

Type ^

SDG v

Region v

-

Statistics

Statistics courses

Statistics Theme v

5 results x big data x Statistics x Clear all filters

Sort by

Recent v

- Blended learning
- Face-to-face
- Facilitated e-learning
- Interactive Learning Package
- MOOC
- Self-paced e-learning
- Semi-facilitated e-learning



FACE-TO-FACE

Introduction to Big Data for Sustainable Development

DATA-POP ALLIANCE

Statistics English French Spanish



FACE-TO-FACE

Statistical methods for correcting selection bias

DATA-POP ALLIANCE

Statistics Spanish




MOOC 09 Apr 2020

Understanding data and statistics better

UNITAR, UNSD, UN ECA

Statistics English




FACE-TO-FACE

Web data collection and analysis

DATA-POP ALLIANCE

Statistics English Spanish



FACE-TO-FACE

Machine learning on satellite



Courses

Microlearning

Type ▾

SDG ▾

Region ▾

Subject ▾

Language ▾

Statistics courses

Statistics Theme 1 ^

26 results ⊗ Methodology and statistical processes ⊗ Statistics ⊗ Clear all filters



SELF-PACED E-LEARNING

Questionnaire development and testing

STATISTICS NORWAY

Statistics English




SELF-PACED E-LEARNING

SDG Sub-indicator 12.3.1.a – Food Loss Index

FOOD AND AGRICULTURE ORGANIZATION OF THE UNITED NATIONS

Statistics English



FACE-TO-FACE

Web

DATA-F

Statistics English Spanish



- Environment
- Regional and small area statistics
- Science, technology and innovation
- Sustainable development
- Methodology and statistical processes
 - Big data and geospatial information
 - Business and agricultural censuses and surveys
 - Data dissemination and communication
 - Data processing and analysis
 - Household surveys
 - Integration of administrative sources
 - Metadata and classifications

Courses | Microlearning

big data | Login

Type | SDG | Region

11 results | big data | Clear all filters

Sort by | Random

FACE-TO-FACE | Introduction to Big Data for Sustainable Development | Data-Pop Alliance | 2030 Agenda | SDG17: Systemic Issues | Statistics | Africa | English | French | Spanish

FACE-TO-FACE | Statistical methods for correcting selection bias | Data-Pop Alliance | SDG17 | SDG17: Systemic Issues | Statistics | Africa | Spanish

SELF-PACED E-LEARNING | Understanding data and statistics better | UNITAR, UNSD, UN ECA | SDG17 | SDG17: Systemic Issues | Statistics | English

FACE-TO-FACE | Web data collection and analysis | Data-Pop Alliance | SDG17 | SDG17: Systemic Issues | Statistics | Africa | English | Spanish

SELF-PACED E-LEARNING | Gender Data 201 | Data-Pop Alliance | SDG5 | Statistics | English

SELF-PACED E-LEARNING | Data for Better Lives: A New Social Contract | WBG, WBG - OLC | SDG1 | Statistics | English

SELF-PACED E-LEARNING | 01 What is AIS Data? | United Nations Statistics Division | Multiple SDGs | Statistics | English

FACE-TO-FACE | Machine learning on satellite imagery | Data-Pop Alliance | SDG9 | SDG17 | SDG17: Systemic Issues | Statistics | Africa | Spanish | English

SELF-PACED E-LEARNING | Tech for Good | SDG Academy | 2030 Agenda | SDG9 | Innovation and technology | English

SELF-PACED E-LEARNING | Digital Agriculture | WBG, WBG - OLC | SDG2 | SDG9 | Environmental Studies | English

SELF-PACED E-LEARNING | e-Toolkit on gender equality in education | United Nations Children's Fund | Leave no one behind | SDG4 | SDG5 | Gender equality | English

E-course

QUESTIONNAIRE DEVELOPMENT AND TESTING



1



COURSE SELF-PACED E-LEARNING OTHER PARTNER

Questionnaire development and testing



STATISTICS NORWAY

VISIT COURSE PAGE →

length ANY TIME

effort **8 HOURS**

INTERMEDIATE

language ENGLISH

certificate NO

price FREE

This series of lectures cover the stages in developing and testing questionnaires. It covers specification of information needs, turning the information need into questions the respondents can answer, designing the structure of the questionnaire and using different methods of testing how it performs

Questionnaire development and testing

These are the video lectures from the Statistics Norway online course in Questionnaire development and testing. The whole course consists of five modules covering: 1 Key concepts, 2 Specification of information needs, 3 Operationalisation of answers and questions, 4 Design and 5 Testing. Some of the lectures have not been published here yet, but are coming soon. The producers of the course can be contacted on webcourse@ssb.no

1 - 12 of 14

Share



Welcome to the course

Video fra [ssb.no](https://www.ssb.no)

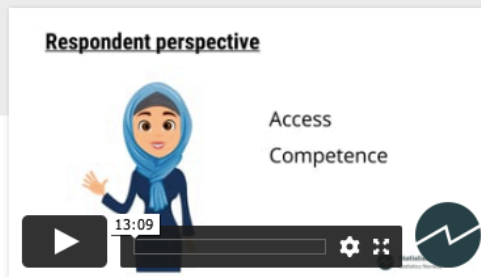
This is the first video in a series, being the Statistics Norway online course in Questionna...



What is a good question...

Video fra [ssb.no](https://www.ssb.no)

This is the second introduction video in the Statistics Norway online course in Questionna...



1.1 Key concepts

Video fra [ssb.no](https://www.ssb.no)

This is the first video lecture in Module 1 of the Statistics Norway online course in Questionna...

E-course

UNDERSTANDING DATA AND STATISTICS BETTER



2



This course aims to offer a double opportunity: i) to help improve the understanding of how better data can help design more effective public policies and ii) to brush up on your core data skills.

Sustainable Development Goals



2030 Agenda



Breaking the silos



Leave no one behind

Statistics

Environment and multi-domain statistics
Data dissemination and communication
Data processing and analysis

Subject

Data and statistics for effective SDG decision-making

[VISIT COURSE PAGE →](#)

length **9 MONTHS**
effort **2-5 HOURS PER MODULE**
level **INTRODUCTORY
INTERMEDIATE**
language **ENGLISH**

certificate **YES**

start date **9 APRIL 2020**
end date **31 MARCH 2021**
registration deadline **31 MARCH 2021**

5 modules:

1. **Statistical literacy**
2. **Interpreting and assessing the fitness for purpose of data**
3. **Communicating with data**
4. **Data sources for SDG indicators**
5. **Policy formulation, monitoring & evaluation**



Module 3 - Communicating with data

40% COMPLETE

- Introduction
- a. Telling a story with words
- b. Telling a story with tables
- c. Telling a story with graphs**
- d. Telling a story with maps

Compare several groups using one indicator

Compare several groups and more than 1 category

Compare several groups and show shares of sub-groups in the indicator

Bar chart

Grouped bar chart

Stacked bar chart

Click on the magnifier to zoom in

Submit

Proportion of Governments, expressed as a percentage for each of seven world regions, reporting that in one year (2019) they met the criteria for having a comprehensive set of policy measures to facilitate orderly, safe, regular and responsible migration and mobility of people

Objective	Graph
-----------	-------

Proportion of women, expressed as a percentage of women in each of a number of regions in 2009 and 2019, aged 20 to 24 who were married or in union before age 15, or after 15 but before age 18

Objective	Graph
-----------	-------

Material footprint measured in billions of metric tons, by type of material in 2010 and 2017

Objective	Graph
-----------	-------

FEATURED CONTENT

91 COURSES

69 MICROLEARNING

25+ GIST MEMBER &
OTHER ORGANIZATIONS



unsdglearn.org/statistics



Changes under consideration:

1. Move from the landing to the community page
2. Revisit layout and include reference to IAEG on SDG indicators in addition to GIST (custodian – UNSD, overall website – UNITAR & UNSSC)
3. Merge courses and microlearning on default
4. Allow more categories for types of resources (e.g., courses, microlearning, documents/learning resources, platforms, webinars)



UNSDG:LEARN



Developed by



Supported by

